





Correction: Chitinase 1 regulates pulmonary fibrosis by modulating TGF- β /SMAD7 pathway via TGFBRAP1 and FOXO3

Chang-Min Lee¹, Chuan-Hua He¹, Jin Wook Park¹, Jae Hyun Lee², Suchitra Kamle¹ , Bing Ma¹, Bedia Akosman¹, Roberto Cotez¹, Emily Chen¹, Yang Zhou¹, Erica L Herzog³, Changwan Ryu², Xueyan Peng², Ivan O Rosas⁴, Sergio Poli⁴, Carol Feghali Bostwick⁵, Augustine M Choi⁶, Jack A Elias^{1,7}, Chun Geun Lee¹ 

¹Molecular Microbiology and Immunology, Brown University, Providence, RI, USA ²Department of Internal Medicine, Yonsei University College of Medicine, Seoul, South Korea ³Section of Pulmonary, Critical Care, and Sleep Medicine, Department of Internal Medicine, Yale School of Medicine, New Haven, CT, USA ⁴Brigham and Women's Hospital, Boston, MA, USA ⁵Department of Medicine, College of Medicine, Medical University of South Carolina, Charleston, SC, USA ⁶Weill Cornell Medicine Pulmonary and Critical Care Medicine, New York, NY, USA ⁷Division of Medicine and Biological Sciences, Brown University, Warren Alpert School of Medicine, Providence, RI, USA

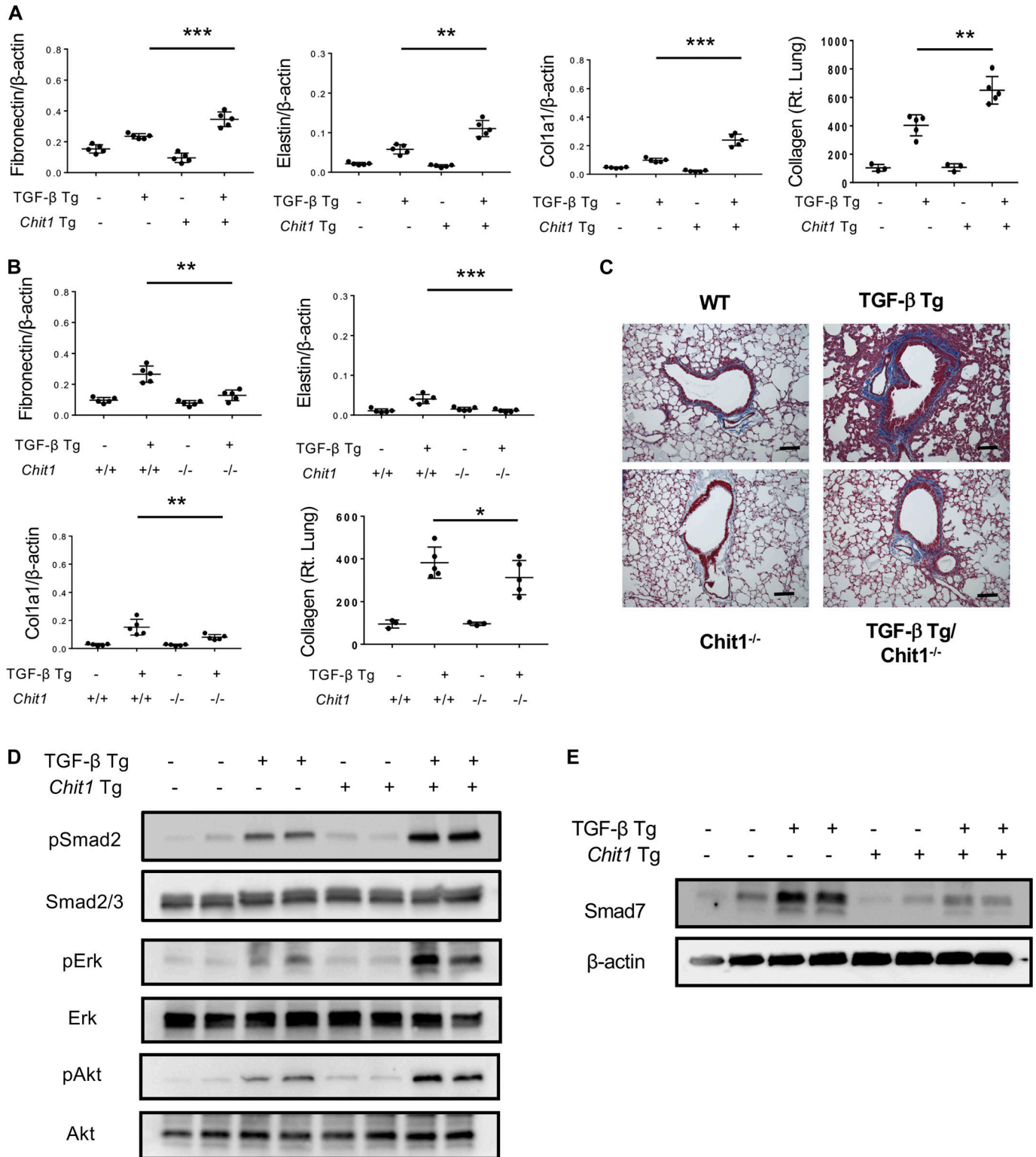
Correspondence: chun_lee@brown.edu

DOI <https://doi.org/10.26508/lsa.202302065> | Received 29 March 2023 | Accepted 30 March 2023 | Published online 10 April 2023

Article: Lee C-M, He C-H, Park JW, Lee JH, Kamle S, Ma B, Akosman B, Cotez R, Chen E, Zhou Y, Herzog EL, Ryu C, Peng X, Rosas IO, Poli S, Bostwick CF, Choi AM, Elias JA, Lee CG (2019 May 13) Chitinase 1 regulates pulmonary fibrosis by modulating TGF- β /SMAD7 pathway via TGFBRAP1 and FOXO3. *Life Sci Alliance* 2(3): e201900350. doi: [10.26508/lsa.201900350](https://doi.org/10.26508/lsa.201900350). PMID: 31085559.

The authors identified that there were two inadvertent mistakes that led to the duplication of some of the blots that made up the panels in [Fig 2D](#). Specifically, pSmad2 was duplicated with pAkt and Smad2/3 was duplicated with Erk due to the impressive similarities of the expression patterns between these blots. The similarities also caused the omission of the original blots of pSmad2 and Smad2/3. The corrected [Fig 2D](#) can be seen below. It is very important to point out that the minor errors in gel usage do not change the scientific conclusions drawn from [Fig 2D](#) or the overall results of the study.

Editor's note: The authors requested the publication of a corrigendum promptly when the error was first noted and the delay in publishing the corrigendum was not due to any fault or delay on the part of the authors of the article.





License: This article is available under a Creative Commons License (Attribution 4.0 International, as described at <https://creativecommons.org/licenses/by/4.0/>).