



ORIGINAL ARTICLE

Clinical Trials and Investigations

Semaglutide for cardiovascular event reduction in people with overweight or obesity: SELECT study baseline characteristics

Ildiko Lingvay¹  | Kirstine Brown-Frandsen² | Helen M. Colhoun³ |
 John Deanfield⁴ | Scott S. Emerson⁵ | Sille Esbjerg² | Søren Hardt-Lindberg² |
 G. Kees Hovingh² | Steven E. Kahn⁶ | Robert F. Kushner⁷  |
 A. Michael Lincoff⁸ | Steven P. Marso⁹ | Tea Monk Fries² | Jorge Plutzky¹⁰ |
 Donna H. Ryan¹¹ | on behalf of the SELECT Study Group

¹Department of Internal Medicine/Endocrinology and Department of Population and Data Sciences, UT Southwestern Medical Center, Dallas, Texas, USA

²Novo Nordisk A/S, Søborg, Denmark

³Institute of Genetics and Molecular Medicine, University of Edinburgh, Edinburgh, UK

⁴Farr Institute of Health Informatics Research at London, London, UK and National Institute for Cardiovascular Outcomes Research, University College London, London, UK

⁵Department of Biostatistics, University of Washington, Seattle, Washington, USA

⁶Division of Metabolism, Endocrinology and Nutrition, Department of Medicine, VA Puget Sound Health Care System and University of Washington, Seattle, Washington, USA

⁷Department of Medicine, Northwestern University Feinberg School of Medicine, Chicago, Illinois, USA

⁸Cleveland Clinic Coordinating Center for Clinical Research (C5Research) and Department of Cardiovascular Medicine, Cleveland, Ohio, USA

⁹HCA Midwest Health Heart and Vascular Institute, Kansas City, Missouri, USA

¹⁰Cardiovascular Medicine, Brigham and Women's Hospital, Harvard Medical School, Boston, Massachusetts, USA

¹¹Pennington Biomedical Research Center, Louisiana State University, Baton Rouge, Louisiana, USA

Correspondence

Ildiko Lingvay, Department of Internal Medicine/Endocrinology and Department of Population and Data Sciences, UT Southwestern Medical Center, 5323 Harry Hines Blvd., Dallas, TX 75390-9302, USA.
 Email: ildiko.lingvay@utsouthwestern.edu

Funding information

Novo Nordisk A/S

Abstract

Objective: This paper describes the baseline characteristics of the Semaglutide Effects on Heart Disease and Stroke in Patients with Overweight or Obesity (SELECT) study, one of the largest cardiovascular (CV) outcome studies in the field of obesity, which evaluates the effect of semaglutide versus placebo on major CV events.

Methods: SELECT enrolled individuals with overweight or obesity without diabetes, with prior myocardial infarction, stroke, and/or peripheral artery disease. This study reports participants' baseline characteristics in the full study population and subgroups defined by baseline glycated hemoglobin (HbA_{1c}; <5.7%, ≥5.7 to <6.0%, ≥6.0 to <6.5%), baseline waist to height ratio tertile, and qualifying prior CV event or condition.

Results: The study enrolled 17,605 participants (72.5% male) with an average (SD) age of 61.6 (8.9) years and BMI of 33.34 (5.04) kg/m². The most common prior CV event was myocardial infarction (76.3% of participants), followed by stroke (23.3%) and

This is an open access article under the terms of the [Creative Commons Attribution-NonCommercial-NoDerivs](https://creativecommons.org/licenses/by-nc-nd/4.0/) License, which permits use and distribution in any medium, provided the original work is properly cited, the use is non-commercial and no modifications or adaptations are made.

© 2022 The Authors. *Obesity* published by Wiley Periodicals LLC on behalf of The Obesity Society.

peripheral artery disease (8.6%). Furthermore, 24.3% had a heart failure diagnosis. Two-thirds of participants (66%) had HbA_{1c} in the prediabetes range (5.7%-6.4%). Across groups of increasing HbA_{1c}, prevalence of all CV risk factors increased.

Conclusions: The enrolled population in SELECT includes participants across a broad range of relevant risk categories. This will allow the study to garner information about the CV benefits of semaglutide across these relevant clinical subgroups.

INTRODUCTION

Obesity is associated with traditional cardiovascular (CV) risk factors, including dyslipidemia, insulin resistance, type 2 diabetes, hypertension, and/or obstructive sleep apnea. Independent of its association with these CV risk factors, obesity also directly promotes atherosclerosis, including CV disease (CVD) morbidity and mortality [1]. Prospective studies have shown that the extent of ectopic and visceral adipose tissue depots, visualized by computed tomography or magnetic resonance imaging, is associated with CV outcomes independent of other traditional risk factors [2]. It has been proposed that the prothrombotic and proinflammatory milieu of these fat deposits plays a key role in CVD pathogenesis [1, 2].

Sustained weight loss induced by bariatric surgery (–20% to –30% on average) is associated with reduced CV events and mortality [3]; whether sustained nonsurgical weight loss also reduces CV events in those with a history of prior CV events remains unknown. Prospective studies that evaluated the effect of nonsurgical weight loss interventions on CV event reduction have been disappointing [4–8]. Those studies have included persons with type 2 diabetes, unlike Semaglutide Effects on Heart Disease and Stroke in Patients with Overweight or Obesity (SELECT); it is unknown whether the magnitude of weight loss achieved in these studies or other factors (like enrollment of a lower-risk population without prior CV events or lack of weight loss durability) impacted the outcome. A post hoc analysis of the Action for Health in Diabetes (Look AHEAD) study showed that body weight loss of >10% is associated with a significant decrease in CV events [9]. As such, it is plausible that nonsurgical interventions that achieve on average >10% body weight loss will be associated with CV event reduction.

Subcutaneous semaglutide 2.4 mg, a once-weekly administered long-acting glucagon-like peptide-1 receptor agonist (GLP-1RA), was first approved for chronic weight management in June 2021 in the United States and since then in several other countries. Semaglutide has been shown to lower body weight by up to 16% when used in conjunction with lifestyle recommendations [10–13]. GLP-1RAs such as semaglutide exert direct effects at multiple sites, including glucose-dependent stimulation of insulin secretion, suppression of glucagon secretion, decrease of appetite through central effects on satiety signals, and delayed gastric emptying, while also being postulated to have direct CV effects [14]. GLP-1RAs, including semaglutide, improve many known CV risk factors such as hyperglycemia, insulin resistance, blood pressure, dyslipidemia, body weight, waist

circumference, fatty liver, and inflammatory markers [14]. In line with this, subcutaneous semaglutide 0.5 and 1.0 mg once weekly, like other GLP-1RAs [15], has been shown to reduce major adverse CV events (MACE) in patients with type 2 diabetes and high CV risk

Study Importance

What is already known?

- Glucagon-like peptide-1 receptor agonists (GLP-1RAs) have been shown to have beneficial effects on multiple cardiovascular risk factors and, in people with type 2 diabetes, reduce cardiovascular events. The Semaglutide Effects on Heart Disease and Stroke in Patients with Overweight or Obesity (SELECT) study is evaluating the effect of semaglutide, a weekly GLP-1RA medication, versus placebo on cardiovascular events in people with overweight or obesity and preexistent cardiovascular disease.

What does this study add?

- We present the baseline characteristics of the population enrolled in the SELECT trial, made up of 17,605 people from around the world. We contrast the demographic and cardiometabolic characteristics of the full study population, as well as subgroups divided by baseline glycated hemoglobin (<5.7%, ≥5.7% to <6.0%, and ≥6.0 to <6.5%), preexistent cardiovascular event (myocardial infarction, stroke, or peripheral artery disease), and tertiles of adiposity as measured by waist to height ratio.

How might these results change the direction of research or the focus of clinical practice?

- The SELECT study will provide evidence as to whether treatment with semaglutide in this population with overweight or obesity but without diabetes can lower cardiovascular events. Given the broad range of relevant risk factors in this population, we will be able to explore the cardiovascular effects of semaglutide in these various relevant subgroups of people.

[16]. Although the definitive mechanism(s) responsible for the CV event reduction with GLP-1RAs in the type 2 diabetes population remains unknown, based on the available data, it is reasonable to hypothesize that CV benefits might also be observed in those without type 2 diabetes [14].

The SELECT trial was designed to evaluate the effect of a once-weekly subcutaneously administered dose of 2.4 mg semaglutide on CV outcomes compared with placebo in people without diabetes but who were living with overweight or obesity and who suffered from a prior stroke and/or myocardial infarction (MI) and/or peripheral artery disease (PAD). SELECT is one of the largest interventional studies in individuals with overweight or obesity and is the only CV outcome trial (CVOT) to date designed to evaluate the superiority of a weight-lowering agent on 3-point MACE.

Here, we present the baseline demographic and biomedical characteristics of participants enrolled in SELECT. We evaluate the SELECT population according to three prespecified categories: baseline glycated hemoglobin (HbA_{1c}), tertiles of waist to height ratio, and type of prior CV event (MI, stroke, or PAD).

METHODS

Study design

SELECT [17] is a global, randomized, double-blind, placebo-controlled study designed to evaluate the superiority of subcutaneous semaglutide 2.4 mg once weekly compared with placebo, when added to standard of care, in reducing the incidence of CV events in individuals without diabetes but with overweight or obesity with established CVD (prior MI, stroke, and/or PAD). The design and rationale have been described previously [18].

The protocol for SELECT, which is sponsored by Novo Nordisk, was approved by the institutional review board and ethics committee at each participating center. All patients provided written informed consent before any trial-related activity. The trial is governed by an academic steering committee in conjunction with the sponsor. A global expert panel provides expertise in CVOTs, CV risk management, and GLP-1RA use for all investigators. A data-monitoring committee reviews adverse events on an ongoing basis and at prespecified time points.

The primary objective of SELECT is to examine whether subcutaneous semaglutide 2.4 mg is superior to placebo when given as an adjunct to standard of care in reducing the incidence of 3-point MACE, defined as time from randomization to first occurrence of a composite end point comprising CV death, nonfatal MI, and nonfatal stroke. Hierarchical, confirmatory secondary end points are time from randomization to the following: (1) CV death; (2) first occurrence of a composite heart failure end point consisting of heart failure hospitalization, urgent heart failure visit, or CV death; and (3) all-cause death [18]. Additional secondary objectives have been described previously [18]. Of note, the heart failure end point was elevated from a supportive secondary end point to a confirmatory

secondary end point by protocol amendment after the study started, but before unblinding, as it was considered to be very relevant to the patient population and in light of other recent scientific advances in the field [19, 20].

SELECT is an event-driven trial, and with the planned 17,500 patients enrolled, the trial will have 90% power (using a one-sided type I error rate of 0.025) to detect a rate reduction of 17% (hazard ratio of 0.83) in the primary end point based on 1225 events observed. Further information on statistical considerations has been described [18].

Participants

Overall, 804 sites in 41 countries across six continents recruited 17,605 participants between October 2018 and March 2021. Recruitment continued throughout the COVID-19 pandemic; the study enrolled fully after a 3-month extension of the anticipated recruitment period.

The complete inclusion and exclusion criteria have been published [18]. Briefly, eligible patients were required to be aged ≥ 45 years with body mass index (BMI) of ≥ 27 kg/m² and established CVD with one or more of the following: prior MI, prior ischemic or hemorrhagic stroke, symptomatic PAD in the form of intermittent claudication and ankle-brachial index < 0.85 at rest, prior peripheral arterial revascularization procedure, or amputation due to atherosclerotic disease. Patients with $HbA_{1c} \geq 48$ mmol/mol (6.5%) or a history of type 1 or type 2 diabetes, who had MI, stroke, hospitalization for unstable angina pectoris, or a transient ischemic attack within 60 days of screening, or who had New York Heart Association (NYHA) class IV heart failure were excluded. Patients who develop diabetes during the study are to remain in the study and receive concomitant medication (excluding other GLP-1RAs) for diabetes management as directed by the site investigator or other health care providers. A study-level treatment guidance developed by the global expert panel was shared with all sites to ensure best available standard of care is applied across the entire study population, both for CV risk factors and diabetes (if applicable) [18].

Measurements

The procedures and methodology for assessing waist circumference, height, weight, HbA_{1c} , and other measures reported herein are found in the online Supporting Information. For the purpose of this analysis, we identified three categories of glycemia ($HbA_{1c} < 5.7\%$, $\geq 5.7\%$ to $< 6.0\%$, and $\geq 6.0\%$ to $< 6.5\%$) and evaluated the demographic and biomedical characteristics of the enrolled population within these categories. The rationale for the selection of these categories was to acknowledge the International Expert Committee's statement that HbA_{1c} 6.0% to 6.5% defines a group at higher risk of progression to diabetes [21]. The current analysis of the SELECT population also evaluated the groups defined by the tertiles of waist to height ratio as a better estimate of distribution of body fat than BMI in a population of varying ethnic and racial backgrounds [22]. We also evaluated the

TABLE 1 Baseline characteristics in the overall population and by baseline HbA_{1c} value

	Overall (n = 17,605)	HbA _{1c} <5.7% (n = 5904)	HbA _{1c} ≥5.7% to <6.0% (n = 6087)	HbA _{1c} ≥6.0% to <6.5% (n = 5609)
CV inclusion criteria, n (%)^a				
MI only	11,908 (67.6)	3861 (65.4)	4198 (69.0)	3846 (68.6)
Stroke only	3135 (17.8)	1199 (20.3)	1049 (17.2)	886 (15.8)
PAD only	777 (4.4)	254 (4.3)	254 (4.2)	269 (4.8)
≥2 CV inclusion criteria	1433 (8.1)	470 (8.0)	469 (7.7)	493 (8.8)
Demographics				
Age (y), mean (SD)	61.6 (8.9)	61.0 (9.1)	61.7 (8.8)	62.1 (8.6)
Age group (y), n (%)				
45 to <55	4150 (23.6)	1599 (27.1)	1400 (23.0)	1150 (20.5)
55 to <65	6727 (38.2)	2149 (36.4)	2365 (38.9)	2211 (39.4)
65 to <75	5362 (30.5)	1707 (28.9)	1848 (30.4)	1806 (32.2)
75 to <85	1318 (7.5)	435 (7.4)	458 (7.5)	424 (7.6)
≥85	48 (0.3)	14 (0.2)	16 (0.3)	18 (0.3)
Male, n (%)	12,733 (72.3)	4274 (72.4)	4409 (72.4)	4046 (72.1)
Region, n (%)				
North America	4401 (25.0)	1717 (29.1)	1423 (23.4)	1259 (22.4)
South America	1152 (6.5)	494 (8.4)	385 (6.3)	273 (4.9)
Europe	6507 (37.0)	1834 (31.1)	2380 (39.1)	2291 (40.8)
Africa	845 (4.8)	273 (4.6)	280 (4.6)	292 (5.2)
Asia	2201 (12.5)	722 (12.2)	757 (12.4)	722 (12.9)
Other	2499 (14.2)	864 (14.6)	862 (14.2)	772 (13.8)
Race, n (%)^b				
Asian	1447 (8.2)	446 (7.6)	501 (8.2)	500 (8.9)
Black	671 (3.8)	228 (3.9)	214 (3.5)	228 (4.1)
White	14,791 (84.0)	5033 (85.2)	5120 (84.1)	4634 (82.6)
Other ^c	527 (3.0)	160 (2.7)	191 (3.1)	176 (3.1)
Ethnicity, n (%)^d				
Hispanic or Latino	1822 (10.3)	755 (12.8)	594 (9.8)	473 (8.4)
Not Hispanic or Latino	15,612 (88.7)	5111 (86.6)	5431 (89.2)	5065 (90.3)
Tobacco use, n (%)				
Current smoker	2950 (16.8)	834 (14.1)	1069 (17.6)	1046 (18.6)
Never smoked	6123 (34.8)	2275 (38.5)	2048 (33.6)	1800 (32.1)
Previous smoker	8530 (48.5)	2794 (47.3)	2970 (48.8)	2762 (49.2)
Body measurements				
BMI (kg/m ²), mean (SD)	33.34 (5.04)	32.84 (4.83)	33.23 (4.94)	33.97 (5.29)
BMI (kg/m²), n (%)				
<30	5024 (28.5)	1895 (32.1)	1747 (28.7)	1382 (24.6)
30 to <35	7475 (42.5)	2521 (42.7)	2638 (43.3)	2314 (41.3)
35 to <40	3346 (19.0)	1002 (17.0)	1117 (18.4)	1225 (21.8)
40 to <45	1174 (6.7)	330 (5.6)	403 (6.6)	440 (7.8)
≥45	586 (3.3)	156 (2.6)	182 (3.0)	248 (4.4)
Waist to height ratio (cm/cm), mean (SD)	0.6558 (0.0764)	0.6463 (0.0741)	0.6550 (0.0769)	0.6664 (0.0770)
Waist to height ratio tertiles, n (%)				
Lower tertile, ≤0.6176	5833 (33.1)	2270 (38.4)	2030 (33.3)	1532 (27.3)
Middle tertile, >0.6176 to ≤0.6757	5858 (33.3)	1945 (32.9)	2048 (33.6)	1864 (33.2)
Upper tertile, >0.6757	5827 (33.1)	1657 (28.1)	1981 (32.5)	2186 (39.0)

(Continues)

TABLE 1 (Continued)

	Overall (n = 17,605)	HbA _{1c} <5.7% (n = 5904)	HbA _{1c} ≥5.7% to <6.0% (n = 6087)	HbA _{1c} ≥6.0% to <6.5% (n = 5609)
Waist circumference (cm), mean (SD)	111.4 (13.2)	110.0 (12.9)	111.2 (13.2)	113.1 (13.4)
Body weight (kg), mean (SD)	96.68 (17.67)	95.57 (17.12)	96.30 (17.32)	98.25 (18.47)
Body weight (kg), n (%)				
<85	4617 (26.2)	1647 (27.9)	1603 (26.3)	1367 (24.4)
85 to <95	4469 (25.4)	1549 (26.2)	1604 (26.4)	1316 (23.5)
95 to <105	3693 (21.0)	1257 (21.3)	1242 (20.4)	1193 (21.3)
≥105	4826 (27.4)	1451 (24.6)	1638 (26.9)	1733 (30.9)
<i>Glycemic variables</i>				
HbA _{1c} (%), mean (SD)	5.78 (0.34)	5.42 (0.20)	5.80 (0.08)	6.15 (0.18)
HbA _{1c} (mmol/mol), mean (SD)	39.71 (3.68)	35.72 (2.13)	39.88 (0.88)	43.74 (1.95)
<i>Renal variables</i>				
eGFR (mL/min/1.73 m ²), mean (SD)	82.5 (17.4)	83.2 (17.6)	82.1 (17.5)	82.2 (17.1)
Renal function, eGFR (mL/min/1.73 m ²), n (%)				
Normal, ≥90	6990 (39.7)	2459 (41.6)	2363 (38.8)	2167 (38.6)
Mild RI, 60 to <90	8577 (48.7)	2791 (47.3)	2994 (49.2)	2790 (49.7)
Moderate RI, 30 to <60	1826 (10.4)	575 (9.7)	655 (10.8)	595 (10.6)
Severe RI, 15 to <30	69 (0.4)	29 (0.5)	23 (0.4)	17 (0.3)
End-stage renal disease, <15	2 (<0.1)	2 (<0.1)	0	0
Albumin/creatinine ratio (mg/g), median (IQR) ^a	7.37 (4.46-15.39)	7.15 (4.32-14.80)	7.26 (4.44-14.67)	7.79 (4.65-16.56)
Albuminuria (mg/g), n (%)				
Normoalbuminuria, <30	14,846 (84.3)	4991 (84.5)	5165 (84.9)	4687 (83.6)
Microalbuminuria, 30 to <300	1968 (11.2)	634 (10.7)	668 (11.0)	666 (11.9)
Macroalbuminuria, ≥300	325 (1.8)	117 (2.0)	91 (1.5)	117 (2.1)
eGFR <60 mL/min/1.73 m ² or UACR ≥30 mg/g, n (%)	3697 (21.0)	1197 (20.3)	1270 (20.9)	1229 (21.9)
<i>Lipid and C-reactive protein levels</i>				
High-sensitivity C-reactive protein (mg/L), median (IQR)	1.83 (0.87-4.12)	1.66 (0.81-3.72)	1.80 (0.85-4.01)	2.08 (0.96-4.54)
Total cholesterol (mmol/L), median (IQR)	3.97 (3.39-4.73)	4.02 (3.39-4.79)	3.96 (3.39-4.70)	3.93 (3.39-4.67)
LDL-C (mmol/L), median (IQR)	2.02 (1.57-2.64)	2.05 (1.59-2.69)	2.02 (1.58-2.63)	2.00 (1.56-2.60)
HDL-C (mmol/L), median (IQR)	1.13 (0.96-1.34)	1.17 (0.99-1.40)	1.13 (0.97-1.34)	1.09 (0.94-1.29)
Triglycerides (mmol/L), median (IQR)	1.52 (1.11-2.12)	1.43 (1.05-2.02)	1.52 (1.11-2.10)	1.60 (1.19-2.24)
Free fatty acids (mmol/L), median (IQR)	0.30 (0.17-0.48)	0.30 (0.16-0.48)	0.29 (0.16-0.47)	0.31 (0.18-0.48)
VLDL-C (mmol/L), median (IQR)	0.68 (0.50-0.95)	0.64 (0.47-0.91)	0.68 (0.50-0.95)	0.72 (0.54-1.01)
<i>Blood pressure and heart rate</i>				
Systolic blood pressure (mmHg), mean (SD)	131.0 (15.4)	130.4 (15.4)	131.0 (15.5)	131.6 (15.4)
Diastolic blood pressure (mmHg), mean (SD)	79.3 (10.0)	79.3 (10.0)	79.4 (10.0)	79.2 (9.9)
Pulse (beats/min), mean (SD)	68.8 (10.7)	68.5 (10.7)	68.5 (10.6)	69.4 (10.7)
<i>Patient-reported outcomes</i>				
EQ-VAS score, mean (SD)	77.15 (15.68)	77.83 (15.68)	77.08 (15.60)	76.49 (15.73)

(Continues)

TABLE 1 (Continued)

	Overall (n = 17,605)	HbA _{1c} <5.7% (n = 5904)	HbA _{1c} ≥5.7% to <6.0% (n = 6087)	HbA _{1c} ≥6.0% to <6.5% (n = 5609)
EQ-5D index score, mean (SD)	0.88 (0.15)	0.88 (0.15)	0.88 (0.15)	0.88 (0.14)
WRSS total score, mean (SD)	1.13 (0.77)	1.08 (0.77)	1.13 (0.77)	1.16 (0.77)

Note: Baseline is defined as the assessment from the randomization visit (or the screening visit if the assessment from the randomization visit was not available). Data for all variables were not obtained for the entire population. Smoking is defined as at least one cigarette or equivalent daily. Tertiles are based on the overall population. The eGFR was estimated using the Chronic Kidney Disease Epidemiology Collaboration (CKD-EPI) formula; the renal function categories are based on the eGFR as per CKD-EPI.

Abbreviations: CV, cardiovascular; eGFR, estimated glomerular filtration rate; EQ-5D, EuroQoL 5 Dimensions; EQ-VAS, EuroQoL Visual Analog Scale; HbA_{1c}, glycated hemoglobin; HDL-C, high-density lipoprotein cholesterol; LDL-C, low-density lipoprotein cholesterol; MI, myocardial infarction; PAD, peripheral artery disease; RI, renal impairment; UACR, urinary albumin/creatinine ratio; VLDL-C, very low-density lipoprotein cholesterol; WRSS, weight-related sign and symptom.

^aParticipants were randomized in error and did not fulfill the CV inclusion criteria and/or participants for whom it is unknown whether only one or several of the inclusion criteria were fulfilled are not part of the following (overall population: n = 352; 2.0%). Of these 352 participants, 315 participants (1.8%) fulfilled at least one of the inclusion criteria and 37 (0.2%) were randomized in error.

^bRace was not reported for some participants (overall population: n = 169; 1.0%).

^cThe category "Other" for race includes participants whose race was recorded as "American Indian or Alaska Native," "Native Hawaiian or Pacific Islander," or "Other."

^dEthnicity was not reported for some participants (overall population: n = 171; 1.0%).

^eTo convert albumin/creatinine ratio from mg/g to mg/mmol, divide the mg/g value by 8.849557522.

demographic and biomedical characteristics according to CV history at baseline (presence of MI alone, stroke alone, PAD alone, or a combination of multiple of these). For these analyses of baseline characteristics, we report mean and standard deviation (SD) for continuous measurements with a normal distribution and median and interquartile range (IQR) for measurements with non-normal distributions. For categorical assessments, we report the number and percentage of all participants in that category. The baseline characteristics of the enrolled patients were compiled after completion of enrollment and without knowledge of the randomization assignment. As the trial is ongoing, data may be subject to minor changes until database lock.

RESULTS

Overall, 21,089 participants were screened and 17,605 randomized. The most common reason for screen failure was a baseline HbA_{1c} ≥6.5% (approximately half of the screen failures), followed by participants declining further participation (35% of screen failures).

Characteristics of the overall population

The mean (SD) age of the overall enrolled population was 61.6 (8.9) years (Table 1), with a range of 45 to 93 years. The majority (61.8%) of the population was in the 55 to 75 years age group; 7.8% of the population was older than 75 years. Males represented 72.3% of the population; self-identified ethnicity or race included 10.3% Hispanic, 84.0% White (75.5% non-Hispanic White), 8.2% Asian, and 3.8% Black. Race or ethnicity was not reported in <1% of participants. The average BMI was 33.3 (5.04), with 28.5% of the population having overweight (BMI = 27 to <30) at baseline. Most participants

(42.5%) had class 1 obesity (BMI = 30 to <35), whereas 19% had class 2 (BMI = 35 to <40), and 10% had class 3 (BMI ≥40; Table 1). Very few (<0.1%) participants were being treated with weight-lowering pharmacotherapy at baseline.

All participants had to have a preexistent CV event or symptomatic PAD [18]. The most common prior CV event was MI (76.3% of participants), followed by stroke (23.3%), whereas 8.6% had PAD; 8% had more than one of these conditions. Although not an inclusion criterion, 24.3% of the SELECT enrollees were previously diagnosed with chronic heart failure (CHF) (Table 2). As expected in this population with overweight or obesity, more than half of the cases of CHF were categorized by the investigators as having preserved ejection fraction (53.1% of those reported to have CHF); 31.4% had reduced ejection fraction (15.5% had an unknown CHF classification). Most of the participants with a history of CHF (67.8%) were symptomatic at the time of study entry, having an NYHA classification of II or III. Overall, 16.8% of participants reported smoking (Table 1). At baseline, 91.8% were receiving CV risk-lowering pharmacotherapy, 89.8% were receiving lipid-lowering agents (87.3% statins, 2.7% fibrates), 85.9% were receiving platelet aggregation inhibitors, and 12.6% were receiving antithrombotic medications (Table 3).

Metabolic comorbidities and CV risk factors were highly prevalent in this population. Prediabetes (per investigators' assessment; based on available medical records, concomitant medication, and laboratory data) was present in 64.5% of participants and the average (SD) HbA_{1c} of all participants was 5.78% (0.34%). Nephropathy (defined as either an estimated glomerular filtration rate [eGFR] <60 mL/min/1.73 m² or elevated albumin to creatinine ratio [ACR]) was present in 21% of the population (Table 1); 10.8% had eGFR <60 mL/min/1.73 m² and 13% had an elevated ACR. A hypertension diagnosis was reported in 81.7% of participants (Table 2); the baseline systolic blood pressure

TABLE 2 CV history and obesity-related comorbidities at randomization in the overall population and by baseline HbA_{1c} value

	Overall (n = 17,605)	HbA _{1c} <5.7% (n = 5904)	HbA _{1c} ≥5.7% to <6.0% (n = 6087)	HbA _{1c} ≥6.0% to <6.5% (n = 5609)
CV history				
Coronary heart disease, n (%)	14,453 (82.1)	4730 (80.1)	5025 (82.6)	4694 (83.7)
Myocardial infarction, n (%)	13,439 (76.3)	4376 (74.1)	4687 (77.0)	4372 (77.9)
Non-ST-segment elevation	4443 (25.2)	1412 (23.9)	1616 (26.5)	1414 (25.2)
ST-segment elevation	5414 (30.8)	1724 (29.2)	1875 (30.8)	1813 (32.3)
Unknown	2991 (17.0)	1046 (17.7)	1002 (16.5)	942 (16.8)
Coronary artery stenosis ≥50%, n (%) ^a	9692 (55.1)	3037 (51.6)	3436 (56.4)	3206 (57.2)
Coronary revascularization, n (%)	11,849 (67.3)	3763 (63.7)	4162 (68.4)	3920 (69.9)
Percutaneous coronary intervention	10,337 (58.7)	3272 (55.4)	3637 (59.8)	3424 (61.0)
Coronary artery bypass graft	2057 (11.7)	652 (11.0)	719 (11.8)	685 (12.2)
Stroke, n (%)	4108 (23.3)	1537 (26.0)	1376 (22.6)	1193 (21.3)
Ischemic stroke	2983 (16.9)	1086 (18.4)	1032 (17.0)	865 (15.4)
Hemorrhagic stroke	329 (1.9)	153 (2.6)	102 (1.7)	73 (1.3)
Undetermined stroke	517 (2.9)	203 (3.4)	154 (2.5)	159 (2.8)
Transient ischemic attack, n (%)	761 (4.3)	289 (4.9)	261 (4.3)	210 (3.7)
Carotid artery stenosis ≥50%, n (%) ^a	807 (4.6)	253 (4.3)	285 (4.7)	269 (4.8)
Carotid revascularization, n (%)	421 (2.4)	129 (2.2)	151 (2.5)	141 (2.5)
Symptomatic peripheral artery disease, n (%)	1522 (8.6)	471 (8.0)	502 (8.2)	549 (9.8)
Intermittent claudication with ankle-brachial index <0.85 (at rest)	751 (4.3)	226 (3.8)	253 (4.2)	272 (4.8)
Peripheral artery revascularization procedure	669 (3.8)	200 (3.4)	222 (3.6)	247 (4.4)
Amputation due to atherosclerotic disease	26 (0.1)	13 (0.2)	8 (0.1)	5 (<0.1)
Other	191 (1.1)	60 (1.0)	66 (1.1)	65 (1.2)
Peripheral artery stenosis ≥50%, n (%) ^a	733 (4.2)	212 (3.6)	252 (4.1)	269 (4.8)
Hypertension, n (%)	14,388 (81.7)	4754 (80.5)	4950 (81.3)	4680 (83.4)
Chronic heart failure, n (%)	4274 (24.3)	1315 (22.3)	1505 (24.7)	1453 (25.9)
Subclass ^b				
HFpEF	2268 (12.9)	710 (12.0)	797 (13.1)	761 (13.6)
HFrEF	1341 (7.6)	373 (6.3)	490 (8.0)	477 (8.5)
Unknown	662 (3.8)	232 (3.9)	217 (3.6)	213 (3.8)
NYHA class, n (%) [percentage of those with CHF, %] ^c				
NYHA class I	1368 (7.8) [32.0]	449 (7.6) [34.1]	484 (8.0) [32.2]	435 (7.8) [29.9]
NYHA class II	2534 (14.4) [59.3]	761 (12.9) [57.9]	893 (14.7) [59.3]	879 (15.7) [60.5]
NYHA class III	362 (2.1) [8.5]	104 (1.8) [7.9]	128 (2.1) [8.5]	130 (2.3) [8.9]
Unknown	10 (<0.1) [0.2]	1 (<0.1) [<0.1]	0 (0) [0]	9 (0.2) [0.6]
Obesity-related comorbidities				
Chronic kidney disease, n (%)	1947 (11.1)	603 (10.2)	710 (11.7)	633 (11.3)
Knee osteoarthritis, n (%)	2849 (16.2)	967 (16.4)	989 (16.2)	891 (15.9)
Hip osteoarthritis, n (%)	1323 (7.5)	467 (7.9)	450 (7.4)	406 (7.2)
Nonalcoholic fatty liver, n (%)	1451 (8.2)	424 (7.2)	521 (8.6)	505 (9.0)
Nonalcoholic steatohepatitis, n (%)	115 (0.7)	41 (0.7)	43 (0.7)	31 (0.6)
Sleep apnea syndrome, n (%)	2542 (14.4)	850 (14.4)	879 (14.4)	812 (14.5)
Asthma, n (%)	1187 (6.7)	413 (7.0)	419 (6.9)	354 (6.3)

(Continues)

TABLE 2 (Continued)

	Overall (n = 17,605)	HbA _{1c} <5.7% (n = 5904)	HbA _{1c} ≥5.7% to <6.0% (n = 6087)	HbA _{1c} ≥6.0% to <6.5% (n = 5609)
Chronic obstructive pulmonary disease, n (%)	1466 (8.3)	429 (7.3)	496 (8.1)	541 (9.6)
Gout, n (%)	1532 (8.7)	521 (8.8)	501 (8.2)	510 (9.1)

Note: CV history was based on the participant's medical records and the investigator's discretion. Obesity-related comorbidities were based on the participant's medical records and the investigator's discretion. For CV history, the subclassifications listed may not total the full number of patients with the relevant CV history, as investigators were not required to provide information about the relevant subclassification; furthermore, for coronary revascularization, stroke, and myocardial infarction, the electronic case report form was designed to collect only the subclassifications for the most recent event.

Abbreviations: CHF, chronic heart failure; CV, cardiovascular; HbA_{1c}, glycated hemoglobin; HFpEF, heart failure with preserved ejection fraction; HFrEF, heart failure with reduced ejection fraction; NYHA, New York Heart Association.

^aNumber of responses <90%; percentage is calculated using n for the relevant (sub-)population. For coronary artery stenosis, carotid artery stenosis, and peripheral artery stenosis, number of responses was ≥80% of the total population.

^bChronic heart failure subclass was not reported for some participants (n = 3; <0.1%).

^cNYHA class was unknown in 10 participants (1 in the HbA_{1c} <5.7% group and 9 in the HbA_{1c} ≥6.0% to <6.5% group).

(SBP) was 131.0 (15.4) mm Hg, whereas baseline diastolic blood pressure was 79.3 (10.0) mm Hg. Despite nearly 90% reporting use of lipid-lowering medications, the low-density lipoprotein cholesterol (LDL-C) plasma level was above the guideline recommended level of 1.8 mmol/L, with a median of 2.02 mmol/L (Table 1) [23].

Characteristics of the population grouped by HbA_{1c} value

The baseline characteristics classified by the subgroups of the population defined by baseline HbA_{1c} are shown in Table 1. Key CV risk factors were increasingly prevalent and more severe in the higher HbA_{1c} groups, including age, BMI, waist to height ratio, high-sensitivity C-reactive protein (hsCRP), triglycerides, very low-density lipoprotein cholesterol, lower high-density lipoprotein cholesterol, and current smoking (Table 1). Several comorbidities were also more prevalent in patients with higher HbA_{1c} at baseline, including hypertension, CHF (especially for NYHA class II and III subgroups, including both heart failure with preserved ejection fraction and heart failure with reduced ejection fraction), and nonalcoholic fatty liver disease (Table 2). The use of all classes of CV pharmacotherapy, including lipid-lowering drugs, diuretics, platelet aggregation inhibitors, and/or antithrombotic agents, was also higher in those with higher HbA_{1c} (Table 3), which may underlie the trend for lower total cholesterol and LDL-C and similar blood pressure readings across the HbA_{1c} groups (Table 1). Patient-reported outcomes, measured using the weight-related sign and symptom scale as well as EuroQoL 5 Dimensions and the EuroQoL Visual Analog Scale, showed slightly worse scores with higher HbA_{1c} (Table 1).

Characteristics of the population grouped by prior CV event

Supporting Information Table S1 lists participant characteristics for the subgroups defined by qualifying CVD criteria. Although those

enrolled based on a prior MI had a strong male predominance (78.6%), gender distribution was closer to equal in those who qualified based on prior stroke or PAD. Geographic differences existed in the distribution of prior qualifying events, with relatively more North American and European participants having prior PAD versus prior MI or stroke, whereas prior MI was more prevalent in enrollees from South America and Asia. Such differences were also noted across race and ethnicity, with a higher relative prevalence of prior MI in the Asian and Hispanic populations, higher prior stroke in the Black population, and higher prior PAD in the White population.

Those with a prior diagnosis of PAD, and no prior MI or stroke, were most likely to be current smokers, and had the highest hsCRP, total cholesterol and LDL-C levels, and SBP, compared with all other groups. This group also had a high prevalence of hypertension (86.1%); it also had the lowest overall rate of use of CV pharmacotherapy (82.1%) and lipid-lowering drugs (72.7%). Those with a prior stroke only had the lowest HbA_{1c} across groups. The prior-stroke-only group also had a lower eGFR and higher ACR and a high rate of hypertension compared with the prior-MI- or PAD-only groups. Like the PAD group, the prior -stroke group also had a lower rate of use of concomitant CV agents versus the prior-MI group and those with ≥2 CV comorbidities. Notably, those in the "prior-stroke-only" group had a worse self-reported health status (EuroQoL 5 Dimensions index score) compared with those with "prior MI" or "PAD only."

The group with a prior MI only was more likely to have concomitant CHF compared with those with stroke and PAD only, and overall CV medication use was high (94.2%) for this group.

The group that had multiple prior events was older, had the highest HbA_{1c}, and the lowest eGFR across the groups. This group also had the lowest EuroQoL Visual Analog Scale score. Notably, this group was more likely to have preexistent CHF, chronic kidney disease, chronic obstructive pulmonary disease, and gout.

TABLE 3 Concomitant CV- and weight-related medications ongoing at randomization in the overall population and by baseline HbA_{1c} value

	Overall (n = 17,605)	HbA _{1c} <5.7% (n = 5904)	HbA _{1c} ≥5.7% to <6.0% (n = 6087)	HbA _{1c} ≥6.0% to <6.5% (n = 5609)
<i>CV-related medication</i>				
CV medications, n (%)	16,168 (91.8)	5274 (89.3)	5624 (92.4)	5265 (93.9)
Beta blockers	12,329 (70.0)	3898 (66.0)	4315 (70.9)	4113 (73.3)
ACE inhibitors	7915 (45.0)	2523 (42.7)	2723 (44.7)	2666 (47.5)
Angiotensin receptor blockers	5259 (29.9)	1721 (29.1)	1849 (30.4)	1688 (30.1)
Calcium channel blockers	4706 (26.7)	1508 (25.5)	1638 (26.9)	1559 (27.8)
Angiotensin receptor-neprilysin inhibitor	254 (1.4)	85 (1.4)	90 (1.5)	79 (1.4)
Lipid-lowering drugs, n (%)	15,804 (89.8)	5173 (87.6)	5512 (90.6)	5114 (91.2)
Statins	15,369 (87.3)	5014 (84.9)	5339 (87.7)	5011 (89.3)
Ezetimibe	2314 (13.1)	664 (11.2)	812 (13.3)	838 (14.9)
Fibrates	477 (2.7)	161 (2.7)	146 (2.4)	170 (3.0)
PCSK-9 inhibitors	335 (1.9)	117 (2.0)	132 (2.2)	86 (1.5)
Other ^a	330 (1.9)	135 (2.3)	104 (1.7)	91 (1.6)
Diuretics, n (%)	5861 (33.3)	1757 (29.8)	1997 (32.8)	2104 (37.5)
Loop diuretics	2207 (12.5)	660 (11.2)	719 (11.8)	827 (14.7)
Thiazides	2010 (11.4)	614 (10.4)	681 (11.2)	714 (12.7)
Aldosterone antagonists	1808 (10.3)	510 (8.6)	628 (10.3)	670 (11.9)
Thiazide-like diuretics	1014 (5.8)	283 (4.8)	362 (5.9)	368 (6.6)
Other potassium sparing diuretics	61 (0.3)	21 (0.4)	16 (0.3)	24 (0.4)
Platelet aggregation inhibitors, n (%)	15,130 (85.9)	4996 (84.6)	5276 (86.7)	4853 (86.5)
Acetylsalicylic acid	13,691 (77.8)	4511 (76.4)	4780 (78.5)	4396 (78.4)
P2Y ₁₂ inhibitors	5912 (33.6)	1961 (33.2)	2103 (34.5)	1847 (32.9)
Other ^b	179 (1.0)	57 (1.0)	49 (0.8)	73 (1.3)
Antithrombotic medications, n (%)	2220 (12.6)	717 (12.1)	773 (12.7)	730 (13.0)
DOAC	1510 (8.6)	497 (8.4)	530 (8.7)	483 (8.6)
Vitamin K antagonists	670 (3.8)	209 (3.5)	229 (3.8)	232 (4.1)
Heparin-related agents	47 (0.3)	13 (0.2)	16 (0.3)	18 (0.3)
Antianginal agents, n (%)	3487 (19.8)	1127 (19.1)	1199 (19.7)	1160 (20.7)
Antiarrhythmic agents, n (%)	584 (3.3)	214 (3.6)	172 (2.8)	198 (3.5)
<i>Weight-related medication, n (%)^c</i>	26 (0.1)	12 (0.2)	7 (0.1)	7 (0.1)

Abbreviations: ACE, angiotensin converting enzyme; CV, cardiovascular; DOAC, direct oral anticoagulant; HbA_{1c}, glycated hemoglobin; PCSK-9, proprotein convertase subtilisin kexin-9.

^aThe category "Other" includes other omega-3 triglycerides, eicosapentaenoic acid ethyl ester, omega-3-acid ethyl ester, bile acid sequestrants, and bempedoic acid.

^bThe category "Other" includes dipyridamole, indobufen, sarpogrelate hydrochloride, triflusal, vorapaxar, and vorapaxar sulfate.

^cUse of glucagon-like peptide-1 receptor agonist for any indication within 90 days before screening was an exclusion criterion [18].

Characteristics of the population grouped by waist to height ratio

Across the waist to height ratio subgroups, there were notable differences in the distribution of several CV risk factors (Supporting Information Table S2). In the lowest waist to height ratio tertile group, there was a greater male predominance and higher prevalence of prior MI, whereas PAD and stroke were more prevalent in the highest tertile group.

With increasing tertiles of waist to height ratio, eGFR was lower, and hsCRP, total cholesterol, LDL-C, triglycerides, free fatty acids, very low-density lipoprotein cholesterol levels, ACR, and SBP all increased. Interestingly, although the use of CV medications and diuretics increased across the waist to height ratio groups, the use of lipid-lowering agents was lower in the highest waist to height ratio group. The prevalence of hypertension, CHF (both heart failure with preserved ejection fraction and heart failure with reduced ejection fraction, and especially class II and III), and all obesity-related

comorbidities increased across the subgroups of increasing waist to height ratio tertiles. All patient-reported outcome scores worsened across these groups.

DISCUSSION

We present a comprehensive report of the baseline characteristics of the SELECT study population. The SELECT trial, which is one of the largest CVOTs in the field of obesity, will answer the important question of whether subcutaneous semaglutide 2.4 mg once weekly reduces the risk of adverse CV outcomes in persons with overweight or obesity but without diabetes. In addition, SELECT will show the long-term effect of semaglutide on multiple cardiometabolic and other obesity-related end points. SELECT is the only CVOT study thus far designed to evaluate the superiority of weight-lowering pharmacotherapy and will provide definitive data regarding the role of the GLP-1RA semaglutide 2.4 mg once weekly and the weight loss it induces on CVD and 3-point MACE reduction [18]. As such, it is important that the population enrolled in the study closely reflects the population toward which such intervention is geared, and the results for the total SELECT population will be the primary objective of this trial.

On average, the population of SELECT has similar characteristics to those enrolled in the other CVOTs in the fields of diabetes or obesity, with the exception that SELECT does not include persons with established diabetes (Supporting Information Table S3 includes citations to these studies), suggesting good representation of the underlying population intended for study. Across the CVOTs in these fields, SELECT has a relatively low average age (61.6 years; range for all studies 60–66 years) and a relatively high male predominance (72.3%; range for all studies 45.5%–77.0%) but is still well within the overall range observed in these studies (Supporting Information Table S3). The average BMI in the SELECT population (33.3) was comparable with those in the other obesity CVOTs, but higher than in the diabetes CVOTs. In the SELECT population, one of the lowest baseline mean LDL-C levels was encountered, compared with other CVOT studies, possibly reflecting temporal trends to greater lipid-lowering drug use and more intensive LDL-C targets, although such trends may also reflect clinician recognition of the CV risk of the typical SELECT enrollee. The SELECT population also has a high smoking rate (16.8%, as compared with other recent CVOTs [9.2%–15.7%]; Supporting Information Table S3), which will enable the evaluation of the effect of semaglutide on smoking habits, a prespecified exploratory end point. SELECT is the only CVOT study to exclude those with established diabetes, whereas in other obesity CVOTs, 56.8% to 83.6% of participants had diabetes.

A central defining characteristic of CVOTs in the fields of diabetes and obesity is whether they enroll only those participants with prior CVD. SELECT only enrolled participants with prior CV events or PAD, whereas, in other CVOTs, up to two-thirds of the enrolled population did not have prior CV events. Specifically, across the obesity CVOTs, SELECT is the only study to our knowledge that only enrolled


participants with established CVD, whereas in the other obesity CVOTs, 24.9% to 50.5% of participants had no prior events [5–8]. As such, it is anticipated that SELECT will have the highest event rates versus previously published obesity CVOTs, but lower event rates compared with the diabetes CVOTs.

We report the characteristics of the SELECT population grouped by several potential determinants of CV risk, including glycemia as measured by HbA_{1c}, tertiles of adiposity as measured by waist to height ratio, and type of prior CV event. Prespecified analyses will evaluate the CV and metabolic benefits of semaglutide across subgroups with distinct CVD phenotypes, as well as across the obesity and diabetes disease continuum, providing insights into both the CV protective mechanisms and the ability to define populations who observe the greatest benefit [18]. For example, the HbA_{1c} subgroups will contribute to our understanding of glucose-mediated risk of CV events in people with overweight or obesity and no diabetes. It is notable that two-thirds of the population had an abnormal HbA_{1c} (>5.7%) at baseline. This finding highlights the high prevalence of dysglycemia among those with established CVD and allows us to investigate whether any effect of semaglutide on 3-point MACE is mediated through improvements in glycemic status. The waist to height tertiles will allow us to quantify the CV benefits across various degrees of obesity. Importantly, it also allows us to explore the degree to which weight loss, as opposed to the other effects of semaglutide, mediates any CV benefits. The subgroups with different CVD phenotypes will provide further understanding of the effect of semaglutide in different disease subtypes. Of particular note is the enrollment of patients with PAD, which reflects a subpopulation of patients that has been relatively under investigated.

One of the study population limitations is the disproportionately smaller number of females and some ethnic/race groups, which will limit our ability for subgroup analyses. For example, the Black population, which has a higher prevalence of obesity as well as CVD, is under represented. As comorbidities were ascertained through medical records and investigator discretion is a limitation, the prevalence of comorbidities that were not directly measured has been underestimated. Reporting of comorbidities may also vary by race and/or country. Additionally, only those with preexistent CV events or PAD were eligible; thus, the study will provide no information on those with lower CV risk. SELECT will evaluate the CV outcomes of semaglutide-mediated weight loss, and thus, it would not be possible to extrapolate the results to weight loss achieved through other methods, including lifestyle interventions. Furthermore, semaglutide might have direct cardioprotective effects independent of weight loss; thus, the results should not be extrapolated to other weight-lowering pharmacotherapies either.

CONCLUSION

In conclusion, to our knowledge, SELECT is the first CVOT in people with overweight or obesity and established CVD but

without diabetes. The study uses standard-of-care preventive measures along with semaglutide 2.4 mg subcutaneous once-weekly treatment, which has been demonstrated to provide significant and sustained mean weight loss of up to 16% [10–13, 24, 25], significant CV risk factor improvements, and proven CV benefit in patients with diabetes and prior CV events [16, 26]. If SELECT does demonstrate CV event reduction with semaglutide, we anticipate that this may have an impact on treatment recommendations for GLP-1RAs and guidelines for people with obesity and established CVD. Furthermore, if SELECT demonstrates a protective effect, it would be the first randomized controlled trial to demonstrate the benefits of significant and sustained semaglutide-mediated weight loss on CV events; previous evidence, even in the bariatric field, is only observational. The study population in SELECT represents the general population with atherosclerotic CVD as encountered internationally and also includes a broad range of patients across relevant risk categories and thus will provide important insights into the CV and metabolic benefits of this GLP-1RA intervention. 

AUTHOR CONTRIBUTIONS

Ildiko Lingvaj wrote the first draft of the manuscript and incorporated all authors' feedback in subsequent versions. Ildiko Lingvaj and Steven P. Marso contributed to acquisition of data. Sille Esbjerg performed the statistical analysis of data. All authors contributed to the conception and design of the research, contributed to interpretation of data and results, revised the manuscript critically for important intellectual content, and gave final approval of the version to be published. Ildiko Lingvaj and Donna H. Ryan are the guarantors of this work and take responsibility for the integrity of the data.

ACKNOWLEDGMENTS

The authors would like to thank the participants in this trial and the investigators, coordinators, and trial site staff. The authors would also like to thank Tugce Kalayci Oral of Novo Nordisk for critically reviewing the manuscript. Editorial assistance (which included formatting of the manuscript, as well as accuracy checks of data and references), under the direction of Dr. Lingvaj, was provided by Lauren McNally and Beth Degg of Axis, a division of Spirit Medical Communications Group Ltd (funded by the sponsor). The authors are grateful for this assistance.

CONFLICT OF INTEREST

Ildiko Lingvaj received research funding (paid to institution) from Boehringer Ingelheim, Merck, Mylan, Novo Nordisk A/S, Pfizer, and Sanofi and advisory/consulting fees and/or other support from AstraZeneca, Bayer, Boehringer Ingelheim, Eli Lilly and Company, GI Dynamics, Intarcia, Intercept, Janssen, Mannkind, Merck, Mylan, Novartis, Novo Nordisk A/S, Pfizer, Sanofi, Shionogi, TARGETPharma, Valeritas, and Zealand Pharma. A. Michael Lincoff received research funding from AbbVie, AstraZeneca, CSL Behring, Eli Lilly and Company, Esperion, and Novartis and consulting fees from Akebia, Becton-Dickson, Eli Lilly and Company, Endologix, Fibrogen,

GlaxoSmithKline, Novo Nordisk A/S, and Provention Bio. Donna H. Ryan received consulting fees from Altimmune, Amgen, Boehringer Ingelheim, Calibrate, Epitomee, Gila, Ifa Celtic, Janssen, Eli Lilly and Company, Novo Nordisk A/S, Real Appeal (UnitedHealthcare), Roman Scientific Intake, Wondr Health, Xeno Bioscience, Ysopia, and Zealand; payment or honoraria for lectures, presentations, speakers bureaus, manuscript writing, or educational events from Novo Nordisk A/S; payment for expert testimony from Simmons and Simmons; participated in a data safety monitoring board and/or advisory board for IQVIA and Rhythm Pharmaceuticals; and holds stock options in Calibrate, Epitomee, Roman, and Scientific Intake. Helen M. Colhoun received research support from AstraZeneca LP, Eli Lilly and Company, Novo Nordisk A/S, Pfizer, and Public Health Scotland; honoraria from Eli Lilly and Company, Novartis Pharmaceuticals, and Regeneron; served as board member/advisory panel member for Eli Lilly and Company, Novartis Pharmaceuticals, Novo Nordisk A/S, Regeneron, and Sanofi Aventis; and holds stocks/shares in Bayer AG and Roche Pharmaceuticals. John Deanfield received consulting fees from GENin-Code UK Ltd; received CME honoraria and/or consulting fees from Aegerion, Amgen, Bayer, Boehringer Ingelheim, Merck, Novartis, Novo Nordisk A/S, Pfizer, Sanofi, and Takeda; and holds the following unpaid positions: Chief Medical Advisor for Our Future Health, senior advisor for Cardiovascular Disease Prevention for Public Health England, and Chair of the NHS Healthcheck Expert Scientific and Clinical Advisory Panel (ESCAP) and Review of the National Health Check Programme for Public Health England. Jorge Plutzky received consulting fees from Alnylam, Altimmune, Amgen, Esperion (clinical trial steering committee), Merck, MJ Health Lifesciences, and Novo Nordisk A/S (clinical trial steering committee) and received grant support from Boehringer Ingelheim and Novartis. Robert F. Kushner is a member of a medical advisory board for Novo Nordisk A/S. G. Kees Hovingh, Kirstine Brown-Frandsen, Sille Esbjerg, Søren Hardt-Lindberg, and Tea Monk Fries are employees of Novo Nordisk A/S and own stocks in the company. G. Kees Hovingh is also employed part-time by Amsterdam UMC. Steven E. Kahn received advisory/consulting fees from Bayer, Boehringer Ingelheim, Casma Therapeutics, Eli Lilly and Company, Intarcia, Merck, Novo Nordisk A/S, Pfizer, and Third Rock Ventures. Steven P. Marso received consulting and/or honoraria from Boston Scientific, Change Healthcare, Novo Nordisk A/S, and Population Health Partners. Scott S. Emerson received consulting fees from Novo Nordisk A/S.

CLINICAL TRIAL REGISTRATION

[ClinicalTrials.gov](https://clinicaltrials.gov/ct2/show/study/NCT03574597) identifier NCT03574597.

ORCID

Ildiko Lingvaj  <https://orcid.org/0000-0001-7006-7401>

Robert F. Kushner  <https://orcid.org/0000-0002-1380-3705>

REFERENCES

1. Powell-Wiley TM, Poirier P, Burke LE, et al. Obesity and cardiovascular disease: a scientific statement from the American Heart Association. *Circulation*. 2021;143:e984-e1010.

2. Neeland IJ, Ross R, Després J-P, et al; International Atherosclerosis Society; International Chair on Cardiometabolic Risk Working Group on Visceral Obesity. Visceral and ectopic fat, atherosclerosis, and cardiometabolic disease: a position statement. *Lancet Diabetes Endocrinol.* 2019;7:715-725.
3. Tang B, Zhang Y, Wang Y, Wang X, An Z, Yu X. Effect of bariatric surgery on long-term cardiovascular outcomes: a systematic review and meta-analysis of population-based cohort studies. *Surg Obes Relat Dis.* 2022;18:1074-1086.
4. Look AHEAD Research Group; Wing RR, Bolin P, Brancati FL, et al. Cardiovascular effects of intensive lifestyle intervention in type 2 diabetes. *N Engl J Med* 2013;369:145-154.
5. James WPT, Caterson ID, Coutinho W, et al; SCOUT Investigators. Effect of sibutramine on cardiovascular outcomes in overweight and obese subjects. *N Engl J Med.* 2010;363:905-917.
6. Topol EJ, Bousser MG, Fox KAA, et al; CRESCENDO Investigators. Rimonabant for prevention of cardiovascular events (CRESCENDO): a randomized, multicentre, placebo-controlled trial. *Lancet.* 2010;376:517-523.
7. Nissen SE, Wolski KE, Prcela L, et al. Effect of naltrexone-bupropion on major adverse cardiovascular events in overweight and obese patients with cardiovascular risk factors: a randomized clinical trial. *JAMA.* 2016;315:990-1004.
8. Bohula EA, Wiviott SD, McGuire DK, et al.; CAMELLIA-TIMI 61 Steering Committee and Investigators. Cardiovascular safety of lorcaserin in overweight or obese patients. *N Engl J Med.* 2018;379:1107-1117.
9. Look AHEAD Research Group; Gregg E, Jakicic J, Blackburn G, et al. Association of the magnitude of weight loss and changes in physical fitness with long-term cardiovascular disease outcomes in overweight or obese people with type 2 diabetes: a post-hoc analysis of the Look AHEAD randomised clinical trial. *Lancet Diabetes Endocrinol.* 2016;4:913-921.
10. Wilding JPH, Batterham RL, Calanna S, et al; STEP 1 Study Group. Once-weekly semaglutide in adults with overweight or obesity. *N Engl J Med.* 2021;384:989-1002.
11. Davies M, Færch L, Jeppesen OK, et al; STEP 2 Study Group. Semaglutide 2.4 mg once a week in adults with overweight or obesity, and type 2 diabetes (STEP 2): a randomised, double-blind, double-dummy, placebo-controlled, phase 3 trial. *Lancet.* 2021;397:971-984.
12. Wadden TA, Bailey TS, Billings LK, et al; STEP 3 Investigators. Effect of subcutaneous semaglutide vs placebo as an adjunct to intensive behavioral therapy on body weight in adults with overweight or obesity: the STEP 3 randomized clinical trial. *JAMA.* 2021;325:1403-1413.
13. Kadowaki T, Isendahl J, Khalid U, et al; STEP 6 investigators. Semaglutide once a week in adults with overweight or obesity, with or without type 2 diabetes in an east Asian population (STEP 6): a randomised, double-blind, double-dummy, placebo-controlled, phase 3a trial. *Lancet Diabetes Endocrinol.* 2022;10:193-206.
14. Nauck MA, Quast DR, Wefers J, Meier JJ. GLP-1 receptor agonists in the treatment of type 2 diabetes - state-of-the-art. *Mol Metab* 2021; 46:101102. doi:10.1016/j.molmet.2020.101102.
15. Marso SP, Bain SC, Consoli A, et al; SUSTAIN-6 Investigators. Semaglutide and cardiovascular outcomes in patients with type 2 diabetes. *N Engl J Med.* 2016;375:1834-1844.
16. Giugliano D, Scappaticcio L, Longo M, et al. GLP-1 receptor agonists and cardiorenal outcomes in type 2 diabetes: an updated meta-analysis of eight CVOTs. *Cardiovasc Diabetol.* 2021;20:189.
17. ClinicalTrials.gov. Semaglutide Effects on Heart Disease and Stroke in Patients with Overweight or Obesity (SELECT). Updated March 21, 2022. Accessed April 25, 2022. <https://www.clinicaltrials.gov/ct2/show/NCT03574597>
18. Ryan DH, Lingvay I, Colhoun HM, et al. Semaglutide Effects on Cardiovascular Outcomes in People with Overweight or Obesity (SELECT) rationale and design. *Am Heart J.* 2020;229:61-69.
19. Zelniker TA, Wiviott SD, Raz I, et al. SGLT2 inhibitors for primary and secondary prevention of cardiovascular and renal outcomes in type 2 diabetes: a systematic review and meta-analysis of cardiovascular outcome trials. *Lancet.* 2019;393:31-39.
20. Khan MS, Fonarow GC, McGuire DK, et al. Glucagon-like peptide 1 receptor agonists and heart failure: the need for further evidence generation and practice guidelines optimization. *Circulation.* 2020; 142:1205-1218.
21. International Expert Committee. International Expert Committee report on the role of the A1C assay in the diagnosis of diabetes. *Diabetes Care.* 2009;32:1327-1334.
22. Browning LM, Hsieh SD, Ashwell M. A systematic review of waist-to-height ratio as a screening tool for the prediction of cardiovascular disease and diabetes: 0.5 could be a suitable global boundary value. *Nutr Res Rev.* 2010;23:247-269.
23. Grundy SM, Stone NJ, Bailey AL, et al. 2018 AHA/ACC/AACVPR/AAPA/ABC/ACPM/ADA/AGS/APhA/ASPC/NLA/PCNA guideline on the management of blood cholesterol: executive summary: a report of the American College of Cardiology/American Heart Association Task Force on Clinical Practice Guidelines. *Circulation.* 2019;139:e1046-e1081.
24. Rubino D, Abrahamsson N, Davies M, et al; STEP 4 Investigators. Effect of continued weekly subcutaneous semaglutide vs placebo on weight loss maintenance in adults with overweight or obesity: the STEP 4 randomized clinical trial. *JAMA.* 2021;325:1414-1425.
25. Rubino DM, Greenway FL, Khalid U, et al; STEP 8 Investigators. Effect of weekly subcutaneous semaglutide vs daily liraglutide on body weight in adults with overweight or obesity without diabetes: the STEP 8 randomized clinical trial. *JAMA.* 2022;327:138-150.
26. Husain M, Birkenfeld AL, Donsmark M, et al.; PIONEER 6 Investigators. Oral semaglutide and cardiovascular outcomes in patients with type 2 diabetes. *N Engl J Med.* 2019;381:841-851.

SUPPORTING INFORMATION

Additional supporting information can be found online in the Supporting Information section at the end of this article.

How to cite this article: Lingvay I, Brown-Frandsen K, Colhoun HM, et al. Semaglutide for cardiovascular event reduction in people with overweight or obesity: SELECT study baseline characteristics. *Obesity (Silver Spring).* 2023;31(1): 111-122. doi:10.1002/oby.23621