




Review

N-, O- and S-Heterocycles Synthesis in Deep Eutectic Solvents

Serena Perrone ^{1,*} , Francesco Messa ¹ , Luigino Troisi ¹ and Antonio Salomone ^{2,*} 

¹ Dipartimento di Scienze e Tecnologie Biologiche ed Ambientali, Università del Salento, Prov.le Lecce-Monteroni, I-73100 Lecce, Italy

² Dipartimento di Chimica, Consorzio C.I.N.M.P.I.S., Università degli Studi di Bari "Aldo Moro", Via E. Orabona 4, I-70125 Bari, Italy

* Correspondence: serena.perrone@unisalento.it (S.P.); antonio.salomone@uniba.it (A.S.)

Abstract: The synthesis of heterocycles is a fundamental area of organic chemistry that offers enormous potential for the discovery of new products with important applications in our daily life such as pharmaceuticals, agrochemicals, flavors, dyes, and, more generally, engineered materials with innovative properties. As heterocyclic compounds find application across multiple industries and are prepared in very large quantities, the development of sustainable approaches for their synthesis has become a crucial objective for contemporary green chemistry committed to reducing the environmental impact of chemical processes. In this context, the present review focuses on the recent methodologies aimed at preparing N-, O- and S-heterocyclic compounds in Deep Eutectic Solvents, a new class of ionic solvents that are non-volatile, non-toxic, easy to prepare, easy to recycle, and can be obtained from renewable sources. Emphasis has been placed on those processes that prioritize the recycling of catalyst and solvent, as they offer the dual benefit of promoting synthetic efficiency while demonstrating environmental responsibility.

Keywords: heterocyclic synthesis; deep eutectic solvents; H-bond catalysis



Citation: Perrone, S.; Messa, F.; Troisi, L.; Salomone, A. N-, O- and S-Heterocycles Synthesis in Deep Eutectic Solvents. *Molecules* **2023**, *28*, 3459. <https://doi.org/10.3390/molecules28083459>

Academic Editors: Gilbert Kirsch, Gabriela Guillena and Maria Luisa Di Gioia

Received: 22 March 2023

Revised: 9 April 2023

Accepted: 12 April 2023

Published: 14 April 2023



Copyright: © 2023 by the authors. Licensee MDPI, Basel, Switzerland. This article is an open access article distributed under the terms and conditions of the Creative Commons Attribution (CC BY) license (<https://creativecommons.org/licenses/by/4.0/>).

1. Introduction

Heterocycles are very useful compounds in a breadth of fields including chemical synthesis and materials. Moreover, many compounds exhibiting significant biological and pharmacological activities are characterized by a heterocyclic core in their structure [1].

Over the past decades, as a result of widespread environmental issues, more attention has been paid to the development of new strategies for heterocycle synthesis, characterized by more green and eco-friendly conditions, particularly to avoid the use of toxic and volatile organic solvents. In recent years, deep eutectic solvents (DESs) have received considerable attention in organic syntheses as a green and sustainable alternative to volatile organic solvents and conventional ionic liquids (ILs) [2,3]. Indeed, as one of the green chemistry principles [4], the utilization of DESs in the preparation of heterocycles is gaining more and more attention.

First reported by Abbott in 2003 [5], DESs are defined as a mixture of at least two components that are capable of forming a eutectic mixture with a melting point lower than each component individually. Some of these mixtures could show a glass transition temperature point rather than a strict melting point and, therefore, they are also known as low transition temperature mixtures (LTTM) [3,6].

Today, DESs are classified into five main types based on their composition [3,7]. Among these, type III DESs are a popular choice due to their high level of environmental sustainability, as they often utilize components derived from natural sources. They are formed by hydrogen bond acceptors (HBA), such as quaternary ammonium salts, and hydrogen bond donors (HBD) in different molar ratios. The HBDs employed are often urea or its derivatives, glycerol, other polyols, carbohydrates, carboxylic acids, etc. [6]. Because of

their low toxicity, easy preparation, chemical stability, non-volatility, biodegradability, non-flammability, and recyclability, the use of DESs as green media in the synthesis of organic compounds [3,6], including heterocycles [8], has greatly increased over the last decade.

As described in this Review, generally the eutectic mixture plays an active role in the chemical transformation, as DES not only acts as an eco-friendly solvent but also could be used as a catalyst, due to the strong network of hydrogen bonds between the reagents (or reaction intermediates) and the DES components.

Additionally, DESs offer a range of benefits that make them an attractive choice for various applications. These include simple work-up procedures, short reaction times, high yields of the desired products, mild reaction conditions, affordability, availability, and the potential for reusability of the eutectic mixture, all of which contribute to the effectiveness of the reported methodologies.

This Review, providing contributions on the preparation of heterocyclic compounds in a wide range of deep eutectic solvents, aims to give an overview of the advances, from the year 2014 to date, in the field of sustainable synthesis of heterocycles. In Figure 1 are reported the molecular structures of heterocyclic cores as reviewed as well as the eutectic mixture used. This manuscript is organized into further three sections, according to the type of heterocycles: *N*-, *O*- and *S*-heterocycles, and miscellaneous examples. Each section has been divided into sub-sections according to the heterocycle size (five-, six- and/or seven-membered ring).

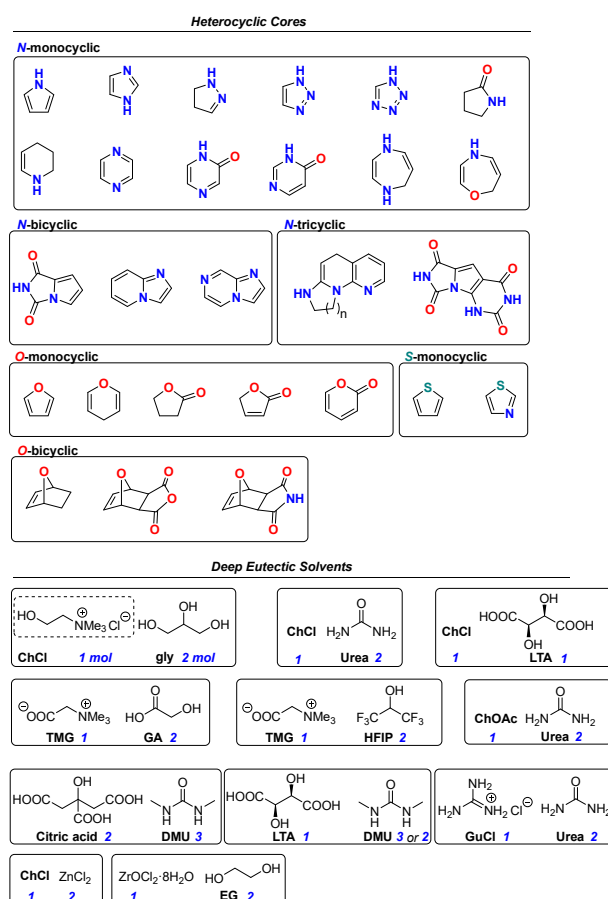
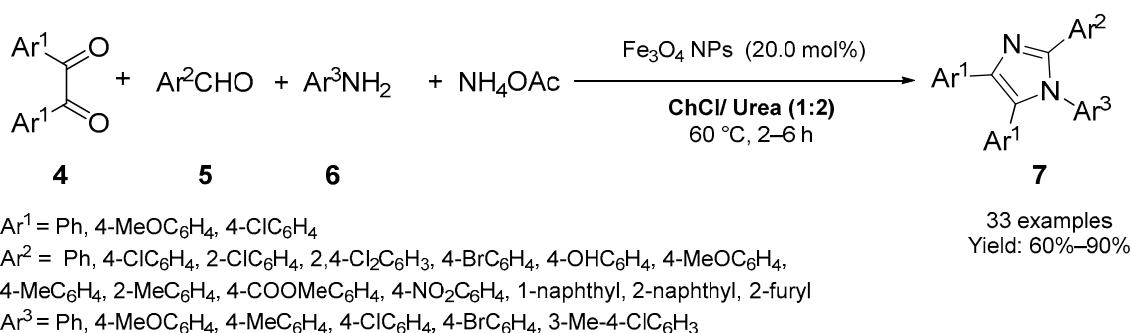


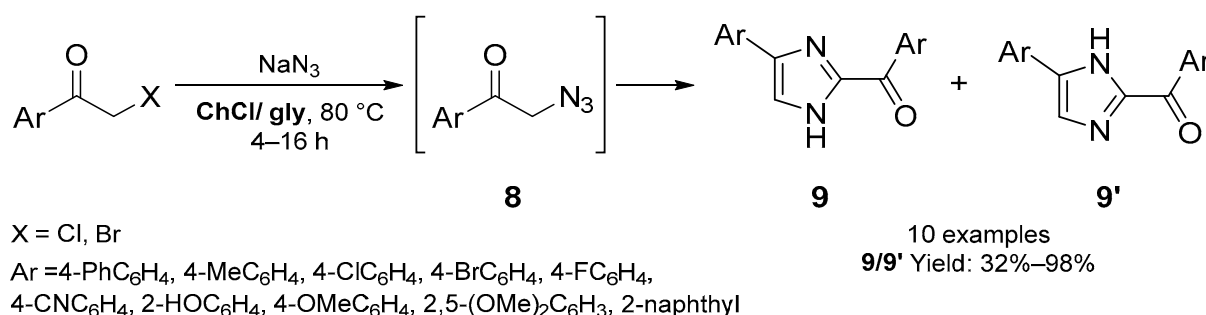
Figure 1. Molecular structures of heterocyclic cores and deep eutectic solvents (with molar ratio) reviewed. ChCl = Choline chloride; gly = glycerol; LTA = *L*-(+)-tartaric acid; TMG = trimethylglycine or betaine; GA = glycolic acid; HFIP = hexafluoro *i*-propanol; ChOAc = choline acetate; DMU = *N,N'*-dimethylurea; GuCl = guanidinium chloride; EG = ethylene glycol. The molar ratio of DES components is shown in blue.

Furthermore, a one-pot multi-component reaction was developed by Manochehri and coworkers for the synthesis of tetrasubstituted imidazoles, in ChCl/urea as DES [15]. Particularly, in the presence of DES-stabilized iron oxide nanoparticles (Fe_3O_4 NPs) as a catalyst, the four-component reaction of a 1,2-dione (**4**), an aromatic aldehyde (**5**), a primary aromatic amine (**6**) and ammonium acetate afforded, at 60°C , a range of imidazole derivatives **7** in moderate to excellent yields (60–90%, Scheme 3). For the ChCl-based DES an involvement in hydrogen bond catalysis, as well as in the stabilization of Fe_3O_4 NPs, was supposed [15].



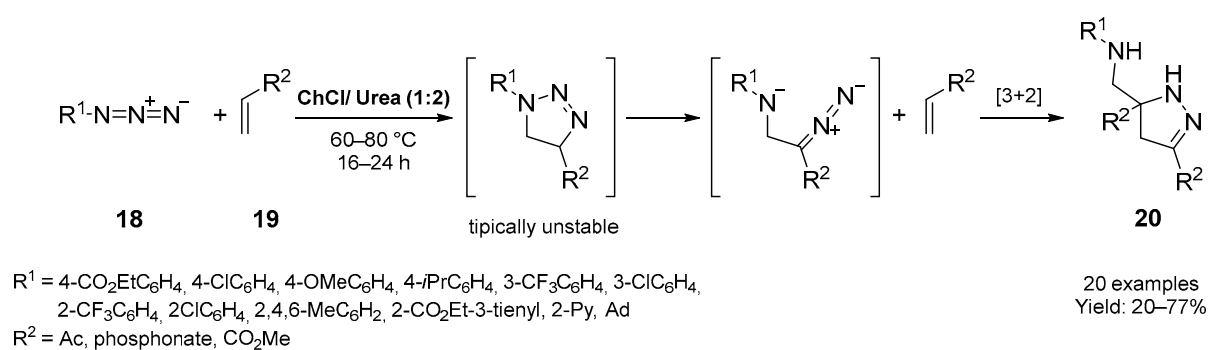
Scheme 3. Synthesis of tetrasubstituted imidazoles **7** with DES-stabilized Fe_3O_4 NPs.

In 2020, Vitale et al. reported the synthesis of functionalized imidazoles **9/9'** in ChCl/gly as DES (Scheme 4). Specifically, it was shown that chloro- and bromomethyl ketones, when treated with NaN_3 at 80°C , for 4–16 h, could be easily converted into a mixture of two tautomeric imidazoles [2-aryl-(4 or 5)-aryl-(1*H*)-imidazoles **9/9'**], through the formation of the arylacyl azide **8** as a key intermediate [16]. This method allowed the synthesis of a range of heterocycles **9/9'** in yields ranging from 32% to 98% (Scheme 4). Hydrogen bond catalysis promoted by DES components could play a central role in favoring the process. It is noteworthy how the authors, using the same procedure, were able to develop a regiodivergent synthesis. Indeed, by employing ChCl/urea (1:2 mol/mol) as a non-innocent reaction medium and by modulating the reaction temperature (25 or 80°C), as well as the presence or absence of bases (Et_3N), the conversion of the arylacyl azide intermediate **8** into pyrimidine derivatives, was observed [16].



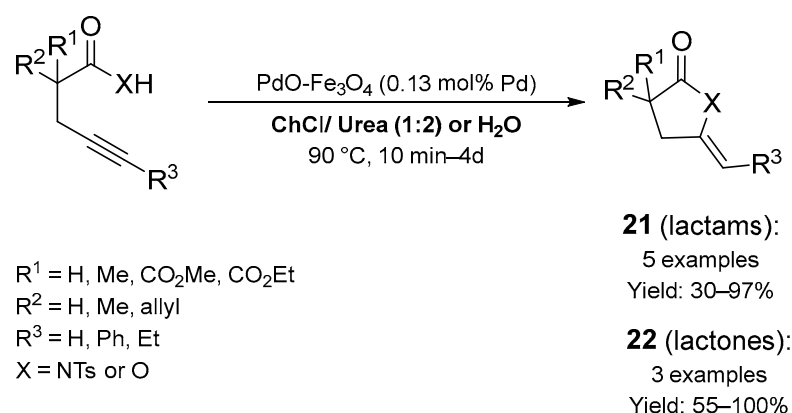
Scheme 4. Synthesis of 2-aryl-(4 or 5)-aryl-(1*H*)-imidazoles **9/9'** in ChCl/gly DES.

The eutectic mixture ChCl/urea was found to be both an eco-friendly and biodegradable solvent and an organo-catalyst able to promote the multicomponent synthesis of variously substituted 3-aminoimidazo-fused heterocycles **13** via Groebke–Blackburn–Bienayme (GBB) reaction, Scheme 5 [17]. Imidazole derivatives fused with a heterocycle, such as a pyridine or pyrimidine ring, are bioactive molecules showing antiviral [18,19] and antifungal [20] activities. Particularly, the GBB three-component reaction, involving a heteroaromatic primary amine **10**, an aromatic or heteroaromatic aldehyde **11**, and an aliphatic isocyanide **12**, led to the heterocycles **13** in high yield (77–94%) and short reaction times



Scheme 7. Synthesis of 2-pyrazolines **20** through a [3+2] cycloaddition reaction between electro-deficient azides and alkenes in ChCl/urea DES.

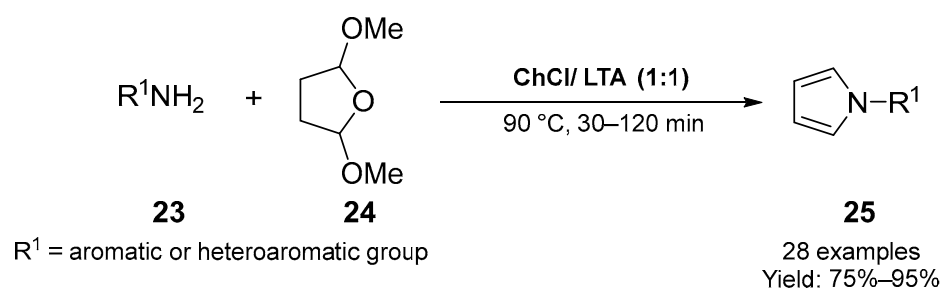
Furthermore, highly substituted five-membered lactams could be prepared in deep eutectic solvents. Recently, a metal-catalyzed cycloisomerization process of alkynyl sulfonylimides or alkynoic acids to obtain lactams **21** or lactones **22**, respectively, was reported in sustainable solvents [25]. Particularly, Saavedra and co-workers described that a heterogeneous palladium(II) catalyst supported on magnetite (PdO-Fe₃O₄) can be efficiently and selectively employed for the cycloisomerization of alkynoic acids and their *N*-tosyl derivatives, both in aqueous medium and in ChCl/urea eutectic mixture, working with low catalyst loading, under aerobic conditions, at 90 °C and in the absence of co-catalysts (Scheme 8). Moreover, the recoverability of the heterogeneous palladium(II) oxide impregnated on magnetite was evaluated; indeed, the catalytic system in water could be reused for up to four consecutive cycles, without any decrease in catalytic activity and selectivity [25].



Scheme 8. Cycloisomerization of alkynyl sulfonylimides and alkynoic acid derivatives by PdO-Fe₃O₄ in sustainable solvents.

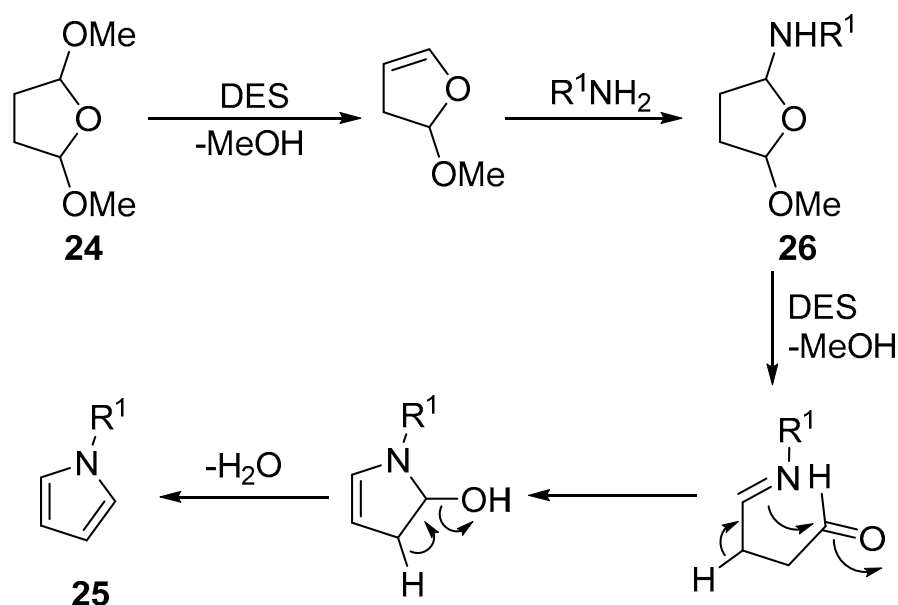
Pyrrole and its derivatives represent a valuable class of *N*-heterocycles widely found in biologically active natural compounds, pharmaceuticals, ligands, and synthetic building blocks [26].

In 2014, Wang et al. showed that a DES composed of ChCl/*L*(+)-tartaric acid (LTA) could be both an environmentally benign and reusable reaction medium and catalyst for the preparation of *N*-substituted pyrroles **25** through a Clauson-Kaas reaction, Scheme 9 [27]. The reaction between aromatic or heteroaromatic primary amines, bearing electron-donating or withdrawing groups, and 2,5-dimethoxytetrahydrofuran provided structurally different *N*-substituted pyrroles **25**, under mild conditions and short reaction time. The electron properties of the substituent of the amine had little influence on the reaction trend and the heterocycles **25** were obtained in good to excellent yields (75–95%, Scheme 9). Moreover, the eutectic mixture ChCl/LTA was recycled five times and the results of five consecutive runs showed almost consistent yields [27].



Scheme 9. Preparation of pyrroles derivatives **25** in ChCl-based DES.

A reaction mechanism for the formation of *N*-substituted pyrroles has been proposed in which the acidity of the DES could play a key role to promote the expulsion of MeOH from the tetrahydrofuran and 4,5-dihydrofuran derivatives **24** and **26**, Scheme 10 [27].



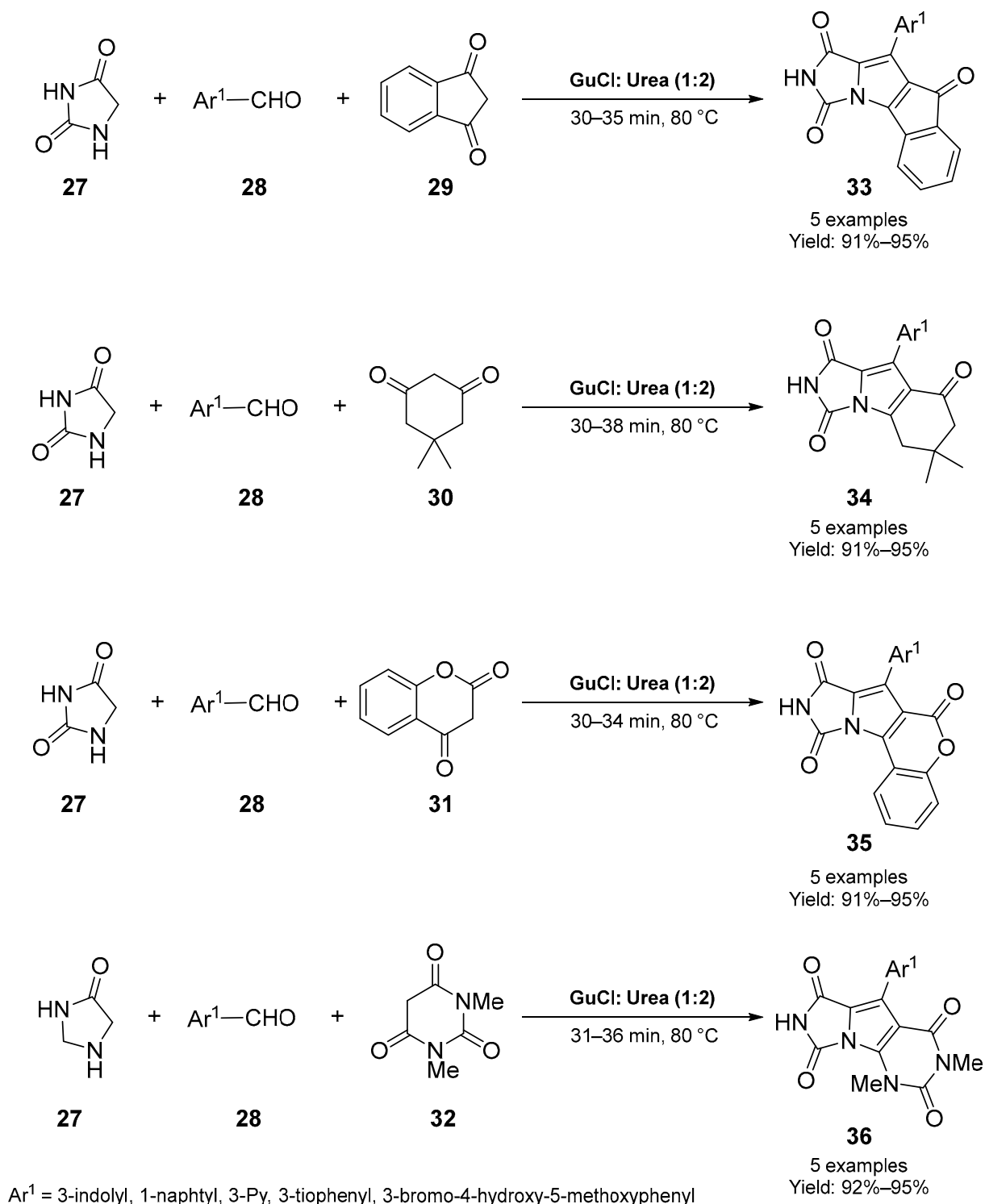
Scheme 10. Suggested reaction mechanism for the formation of *N*-substituted pyrroles **25** in DES.

Furthermore, using a DES base on guanidinium chloride (GuCl) and urea, a great variety of pyrrole-imidazole derivatives, such as indenopyrroloimidazoles **33**, imidazoindoles **34**, chromenopyrroloimidazoles **35**, imidazopyrrolopyrimidines **36**, were synthesized, in a short reaction time (30–38 min) and under mild conditions [28]. As shown in Scheme 11, this three-component domino reaction, involving hydantoin **27**, an aromatic or heteroaromatic aldehyde **28**, and a ketone compound (**29–32**), afforded the heterocyclic structures **33–36** in excellent yields (91–95%). Moreover, the eutectic mixture GuCl/urea was easily recovered and reused six times without an appreciable loss of reaction yield. A dual role of the DES, as a sustainable reaction medium and as a promoter of the reaction, was hypothesized. Particularly, the DES, through the formation of noncovalent interactions between its components and the reaction reagents and intermediates, could increase the efficiency of the reaction and thus facilitate the process [28].

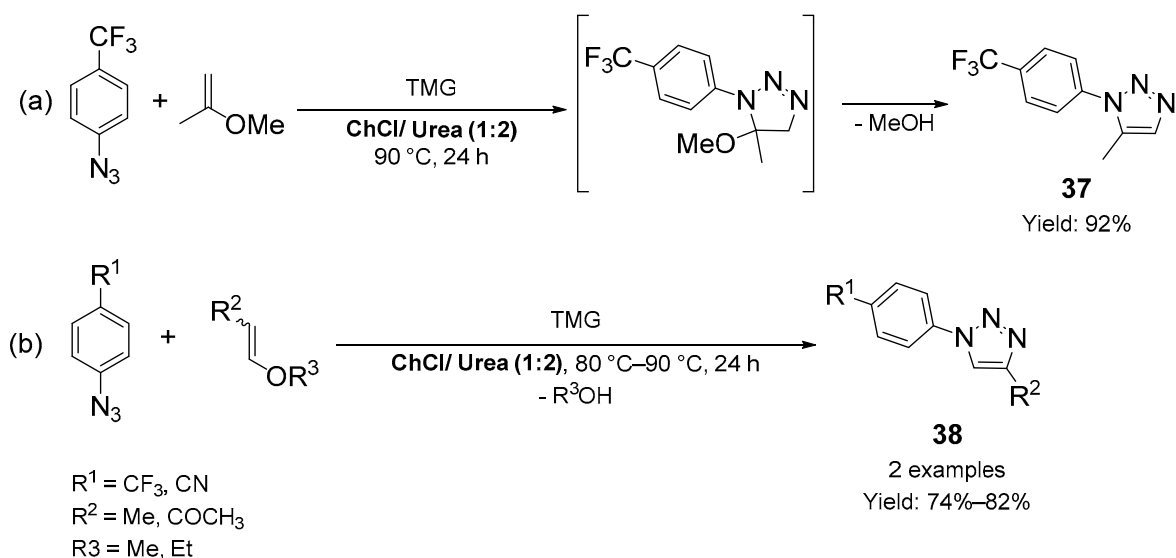
Among the five-membered *N*-heterocycles, the triazole scaffold has become very attractive because due to its wide range of bioactivities [29,30].

In 2019, Sebest and coworkers reported the first example of a metal-free synthesis of 1,5-disubstituted 1,2,3-triazoles **37** (Scheme 12a) and 1,4-disubstituted 1,2,3-triazoles **38** (Scheme 12b), via one-pot azide-alkene cycloaddition-elimination sequence in deep eutectic solvents [31]. The combination ChCl/urea (as DES) and tetramethylguanidine (TMG, as a base) resulted in the best one to prepare the triazole rings, Scheme 12. However, the

reaction showed a limited substrate scope, and also with the use of alternative leaving groups on the alkene (i.e., silyl enol ethers and triflate enol ethers), the desired disubstituted 1,2,3-triazole derivatives were obtained in low yields (0–24%) in DES.

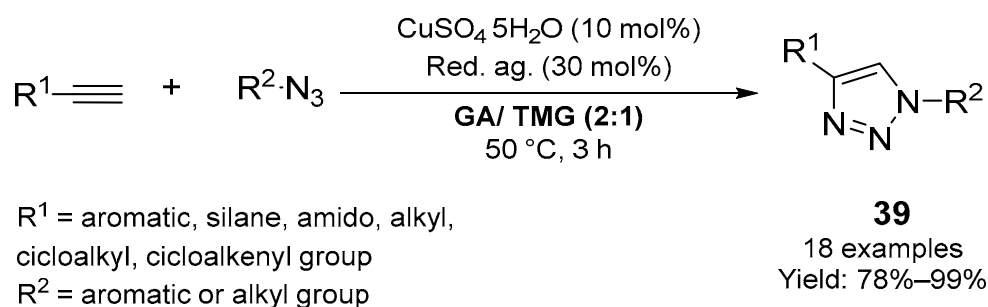


Scheme 11. Synthesis of imidazole-pyrrole derivatives 33–36 in GuCl/urea DES.



Scheme 12. One-pot synthesis of 1,5- and 1,4-disubstituted 1,2,3-triazoles **37** and **38**, respectively, in ChCl/urea eutectic mixture.

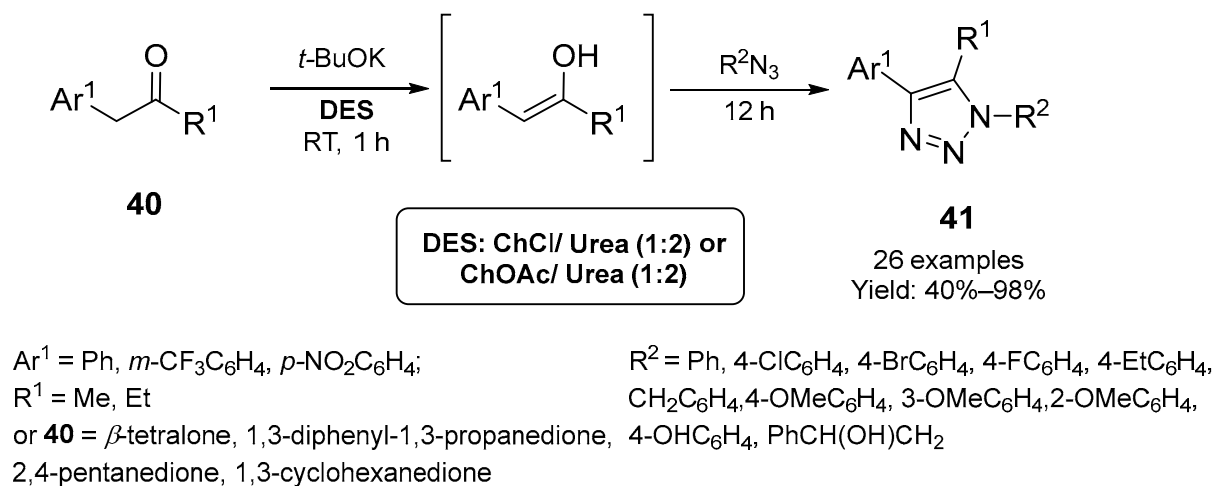
In 2021, Giofrè's and Tiecco's research groups showed a copper-catalyzed 1,3-dipolar cycloaddition reaction between terminal alkynes and organic azides, performed in natural DESs, affording variously substituted 1,2,3-triazoles **39** [32]. The reaction, carried out in base-free conditions, proceeded in two different eutectic mixtures, glycolic acid/trimethylglycine (GA/TMG, 2:1 mol/mol) and ChCl/ascorbic acid (ChCl/Asc, 2:1 mol/mol), although GA/TMG showed to be the best green solvent to produce 1,2,3-triazole derivatives **39** in good to quantitative yields (78–99%), from a variety of alkynes and azides linked to aromatic or alkyl groups (Scheme 13). On the contrary, ChCl/Asc DES, due to its reducing properties, avoided the use of reducing agents in the reaction mixture, albeit the reaction led to the formation of triazole derivatives in good yield (75–97%) only with terminal aromatic alkynes. An "active" role of the DES was suggested, assuming a hydrogen bond catalysis and an involvement in the stabilization of catalytically active copper intermediates. Moreover, GA/TMG eutectic mixture was found to be easily recycled, keeping the reaction yield almost unchanged for three consecutive runs [32].



Scheme 13. Cycloaddition reaction between terminal alkynes and organic azides to obtain 1,2,3-triazoles **39** in GA/TMG eutectic mixture.

Recently, Cicco and coworkers described a regioselective synthesis of functionalized 1,2,3-triazole derivatives **41**, through a 1,3-dipolar cycloaddition reaction between enolates of alkanones **40** and azides, in environmentally benign urea-based eutectic mixtures [ChCl/urea and choline acetate (ChOAc)/urea], Scheme 14 [33]. This metal-free protocol, performed under mild conditions such as room temperature and aerobic conditions, showed a broad substrate scope, affording the desired triazoles in 40–98% yields, overall, up to 13 h, Scheme 14. The eutectic mixture ChOAc/urea was also recycled for four

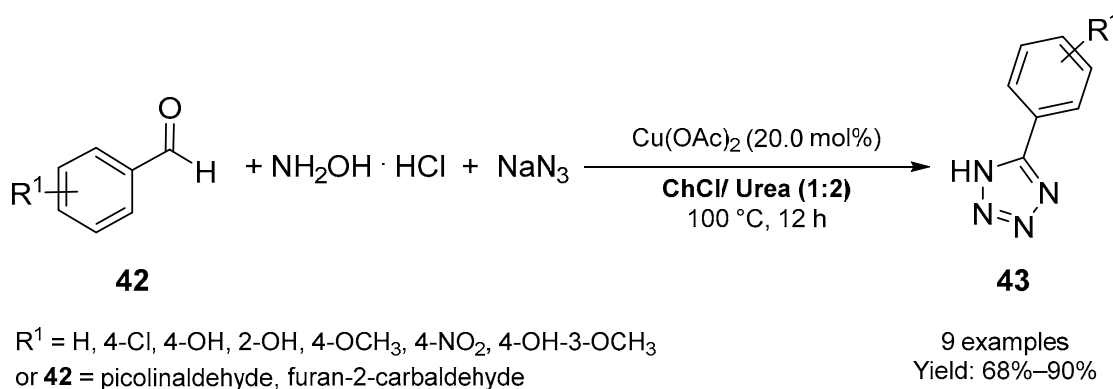
runs, showing a decrease in the product yield from 98% (first cycle) to 66% (fourth cycle). Moreover, one-pot cycloaddition/reduction processes were successfully performed in ChCl/urea DES leading to functionalized triazoles with pharmacological properties [33].



Scheme 14. Synthesis of functionalized 1,2,3-triazole derivatives **41** in eutectic mixtures.

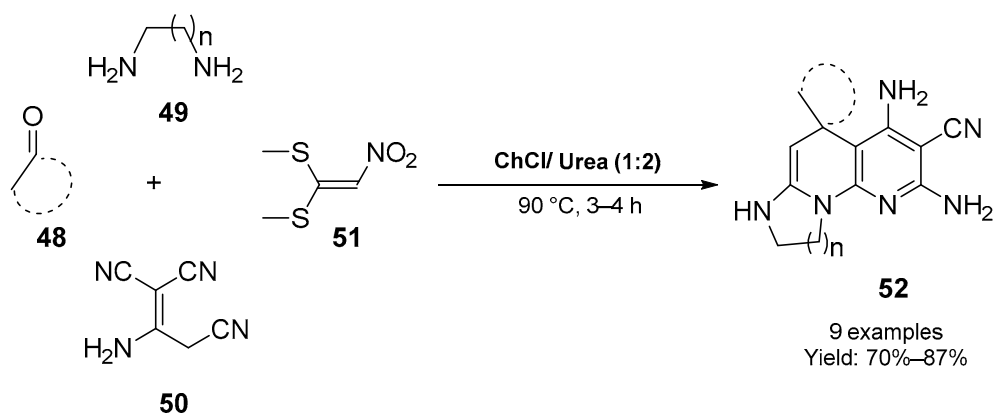
Moreover, the tetrazole ring has been prepared in DES mixtures. The tetrazole nucleus is an important five-membered heterocycle, widely found in many natural products, and in several drugs and drug candidates [34].

In 2019, Xiong and coworkers prepared a series of 5-substituted-1*H*-tetrazole derivatives (**43**) through a one-pot cascade reaction involving an aryl aldehyde, hydroxylamine hydrochloride, and sodium azide [35]. The reaction, affording tetrazoles **43** in moderate to excellent yields (68–90%), was performed in the presence of Cu(OAc)₂ as the catalyst and used ChCl/urea mixture as an eco-friendly solvent (Scheme 15). According to the authors, the system DES-Cu(OAc)₂ could promote the [3+2] cycloaddition between sodium azide and the C=N bond of benzaldehyde oxime generated in situ, affording, after H₂O elimination, the desired tetrazole product [35].



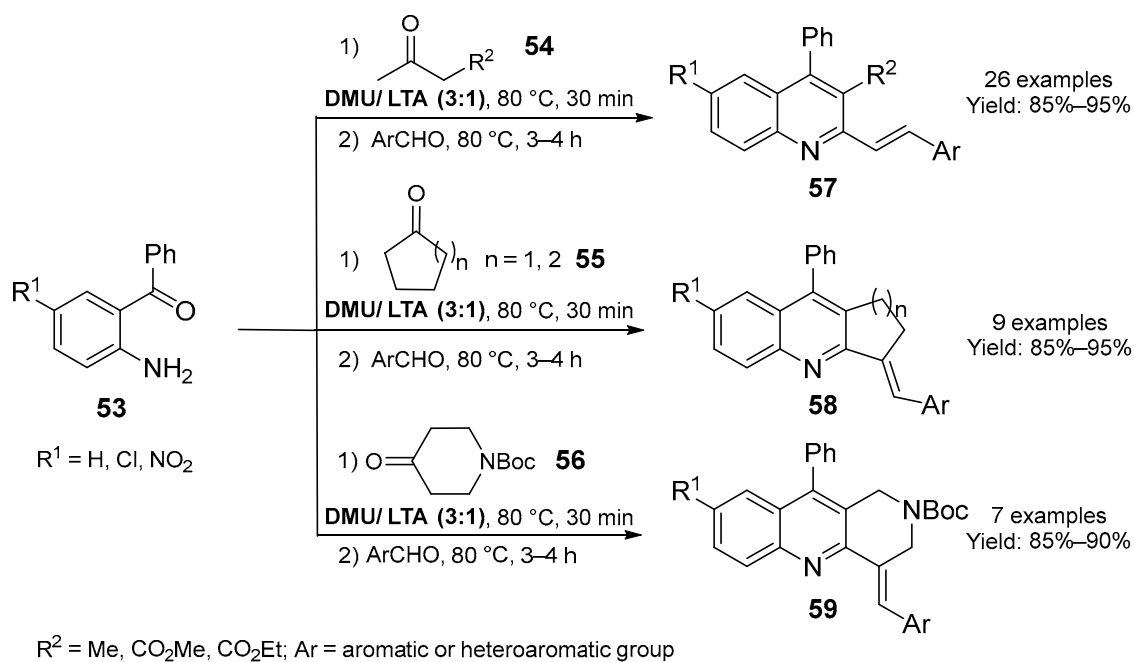
Scheme 15. Synthesis of 5-substituted-1*H*-tetrazole derivatives (**43**) in ChCl/urea DES.

To obtain 5-substituted-tetrazole derivatives, a [3+2] cycloaddition reaction was also performed between organic nitriles and sodium azide, employing a type I DES, namely ChCl/ZnCl₂ [36]. The eutectic mixture was found to play a dual role both as reaction medium and catalyst, and it could be recycled up to four consecutive runs. Aromatic nitriles bearing both electron-donating and withdrawing groups, benzyl nitriles, as well as (*E*)-cinnamonitrile were smoothly converted into the desired heterocycles **44** within 0.5–7 h reaction time, at 140 °C, with good to excellent yields (76–94%), Scheme 16 [36].



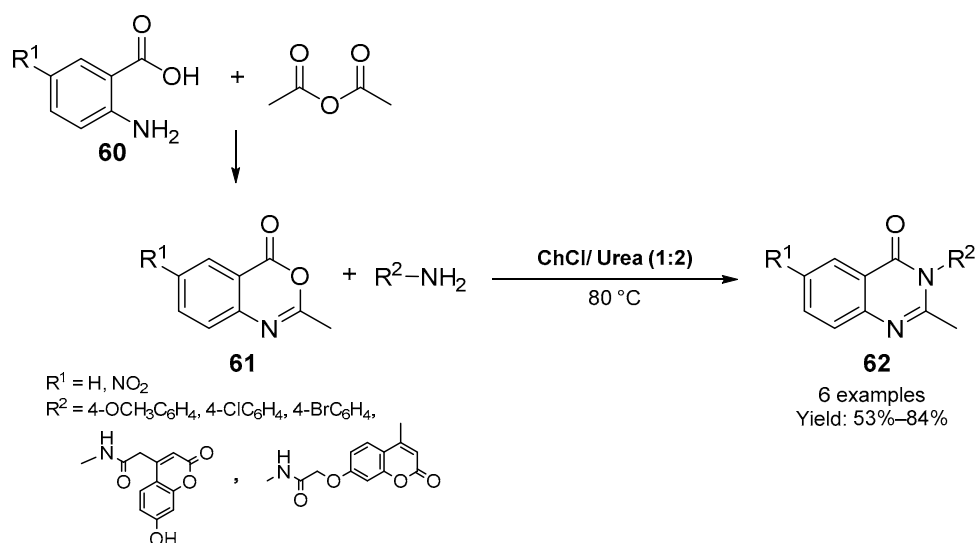
Scheme 18. Preparation of 1,8-naphthyridine derivatives **52** via a domino four-component reaction in ChCl/urea DES.

The quinazoline ring, a valuable scaffold found in many biologically active compounds [45], has been prepared in eutectic mixtures. In 2022, Kashinath and coworkers described a two-step one-pot synthesis of 2-styrylquinolines **57–59** with interesting optical properties (Scheme 19) performed in a DES [46]. Particularly, the benzophenone derivative **53** reacted with a carbonyl compound (**54–55**) or with the Boc-protected piperidin-4-one **56**, to produce, in situ, a quinoline derivative that, after the reaction with suitable aromatic or heteroaromatic aldehydes, afforded the corresponding 2-styrylquinoline derivatives **57–59** (Scheme 19). The synthetic method worked under metal-free conditions, at 80 °C, using the eutectic mixture composed of 1,3-dimethyl urea (1,3-DMU) and LTA, in a 3:1 ratio, as the reaction medium. The reaction proceeded via a Friedlander annulation followed by Knoevenagel condensation (sp^3 C–H activation) to give the products **57–59** in good to excellent yields (85–95%, Scheme 19). About the role of DES, it was suggested, based on density functional theory (DFT) calculations, that it could be involved in sp^3 C–H activation, by promoting the enolization of the carbonyl compound (for Friedlander annulation) and the formation of enamine [46].



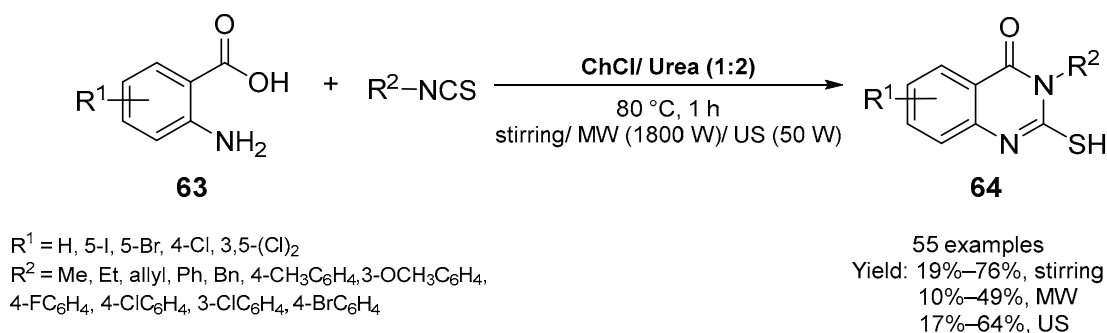
Scheme 19. Synthesis of 2-styrylquinolines **57–59** in DMU/LTA DES.

Moreover, 3-substituted-quinazolin-4(3*H*)-one derivatives were prepared by Komar et al. [47], using ChCl/urea eutectic solvent, in a two-step cyclization reaction. Quinazolinones are a class of six-membered heterocycles exhibiting a range of significant pharmacological properties, including antitumor activities [48]. In particular, for the synthesis of 2-methyl-3-substituted-quinazolin-4(3*H*)-ones **62**, at first, the preparation of benzoxazinone **61**, as an intermediate, starting from anthranilic acid **60** and acetic anhydride, was carried out. Afterwards, benzoxazinone **61** and a primary amine were added to the ChCl-based DES, affording, under heating at 80 °C, the corresponding benzo-fused derivatives **62** in 53–84% yield (Scheme 20). A dual role of the DES, as both the green medium and catalyst, through the formation of hydrogen bonds with the reactants and reaction intermediates, was hypothesized [47].



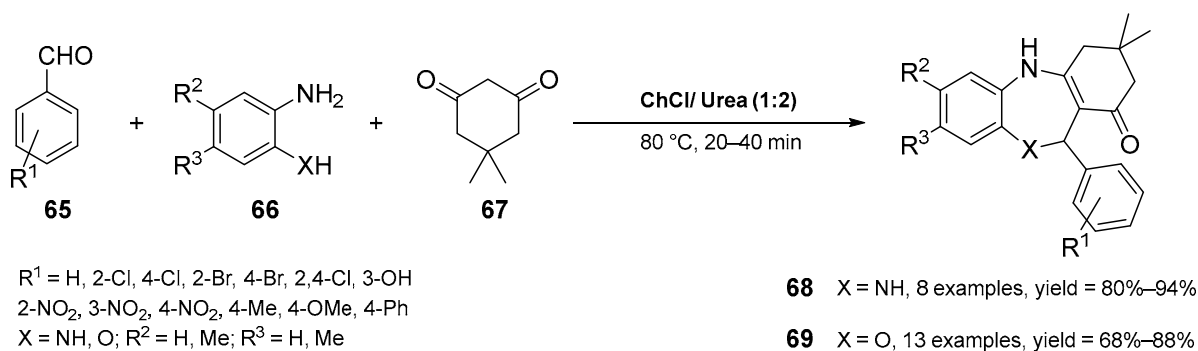
Scheme 20. Preparation of quinazolinone derivatives **62** in ChCl/urea DES.

In 2022, the same authors, starting from aliphatic or aromatic isothiocyanates and variously substituted anthranilic acids (**63**), were also able to synthesize in DES 2-mercaptoquinazolin-4(3*H*)-one derivatives of **64**, Scheme 21 [49]. Twenty different ChCl-based eutectic mixtures were screened, showing the combination ChCl/urea 1:2 mol/mol as the most effective to perform the reaction. In addition, a comparison of product yields obtained with conventional stirring, microwave-assisted or ultrasound-assisted synthesis was carried out. In the reaction performed at 80 °C for 1 h, the use of stirring or ultrasounds led to higher yields of the heterocycles **64** (17–76%), while microwave-induced synthesis showed lower results (**64** yields: 10–49%), Scheme 21. Moreover, the recyclability of the DES was examined showing that the reusability of the eutectic mixture was good for four recycles, without any appreciable reduction in the product yield [49].



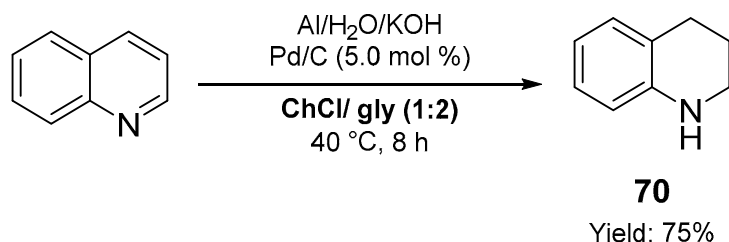
Scheme 21. Preparation of substituted 2-mercaptoquinazolin-4(3*H*)-ones **64** in ChCl/urea DES.

The same eutectic mixture ChCl/urea has been applied both as a reaction medium and as a promoter for the synthesis of benzo-fused seven-membered *N*-heterocyclic systems such as tricyclic 1,4-benzodiazepines **68** and 1,4-benzoxazepines **69** (Scheme 22) [50]. Diazepines and their benzo-fused derivatives have attracted considerable interest in organic synthetic chemistry, especially because of their pharmacological significance [51,52]. These benzo-fused seven-membered heterocycles **68–69** were prepared in a ChCl-based DES at 80 °C through a one-pot, a multicomponent reaction involving (1) a benzaldehyde derivative **65**, containing electron-donating or electron-withdrawing groups, (2) *o*-phenylenediamine or 2-aminophenol **66** and (3) dimedone **67** (Scheme 22) [50]. The benzodiazepine derivatives **68** were obtained in higher yields (80–94%) and in shorter reaction times (20–30 min) compared to the benzoxazepines **69** (68–88%, 30–40 min), both heterocycles without the use of additional metal or acid catalysts. Indeed, DES components, via hydrogen binding, could be able to activate carbonyl and imine groups of reagents and reaction intermediates, promoting the multicomponent reaction. The reusability of the eutectic mixture was evaluated too, obtaining excellent results for four consecutive reaction runs [50].



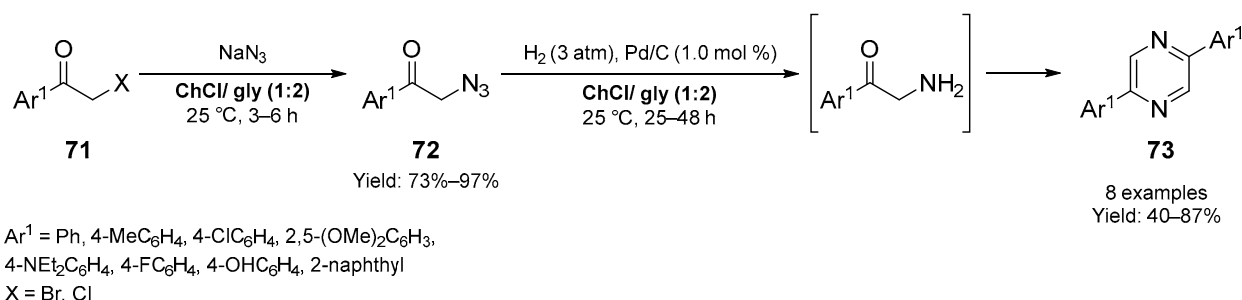
Scheme 22. Preparation of tricyclic 1,4-benzodiazepines **68** and 1,4-benzoxazepines **69** via a three-components reaction in ChCl/urea DES.

Reductive strategies can be employed for the preparation of *N*-heterocycles. Hydrogenation reactions, and more generally the reductions, providing a direct route for the formation of C–H, N–H, and O–H bonds, are among the most used transformations in the manufacture of pharmaceuticals, bulk, and fine chemicals [53–55]. Our research group has recently reviewed recent advances in the field of reducing synthetic strategies with a low environmental impact, performed in green solvents derived from renewable sources [56]. Such sustainable reductive methodologies were also used to prepare reduced six-membered *N*-heterocycles. As a part of our ongoing interest in metal-catalyzed reactions [57–61] and sustainable synthetic methodologies [14,40,62,63], a Pd/C-catalyzed reductive process, involving in situ generation of H₂ from Al powder and basic water, was recently developed in the bio-based ChCl/gly eutectic mixture for the hydrogenation of a variety of organic compounds and for the de-aromatization of heteroaromatic rings such as quinoline (Scheme 23) [64]. Particularly, the quinoline heterocycle could be smoothly reduced in a good yield of 75%, affording the 1,2,3,4-tetrahydroquinoline **70**, a valuable scaffold for the preparation of bio-active compounds (Scheme 23) [65]. Moreover, the role of DES in the hydrogenation process has been postulated: the eutectic mixture, besides being a sustainable medium, also takes part in the activation of aluminum particles by removing the Al₂O₃ protective layer from the metal surface, as well as makes a fairly safe process, due to its the insignificant volatility and the low thermal conductivity [64].



Scheme 23. Aluminum-promoted reduction of quinoline in ChCl/gly as DES to provide 1,2,3,4-tetrahydroquinoline scaffold **70**.

The sustainable and eco-friendly eutectic mixture ChCl/gly proved to be an effective medium also to perform the synthesis of valuable six-membered *N*-heterocycles, symmetrical 2,5-diarylpyrazines **73** [66]. Pyrazine derivatives are a class of cyclic compounds with a wide range of applications in many areas, including the pharmacological field [67] as well as the coordination chemistry [68]. Compounds **73** were easily prepared from aryl azides (**72**), in yield up to 87%, via a catalytic hydrogenation process involving the heterogenous catalyst Pd/C (1.0 mol%) and 3 atm pressure of H₂, Scheme 24. Aryl azides **72** were synthesized in the same eutectic mixture in 73–97% yield, through a nucleophilic substitution of α -halocarbonyl compounds **71** with NaN₃. The formation of the pyrazine scaffold is supposed to involve an α -amino ketone intermediate, which is subsequently converted into the corresponding symmetrical 2,5-disubstituted pyrazine **73** (Scheme 24). The DES is suggested to play an important role as a catalytic active species, able to promote an acid-catalyzed formation of the α -amino ketone intermediate from the aryl azide.



Scheme 24. Synthesis of pyrazines **73** in the DES ChCl/gly.

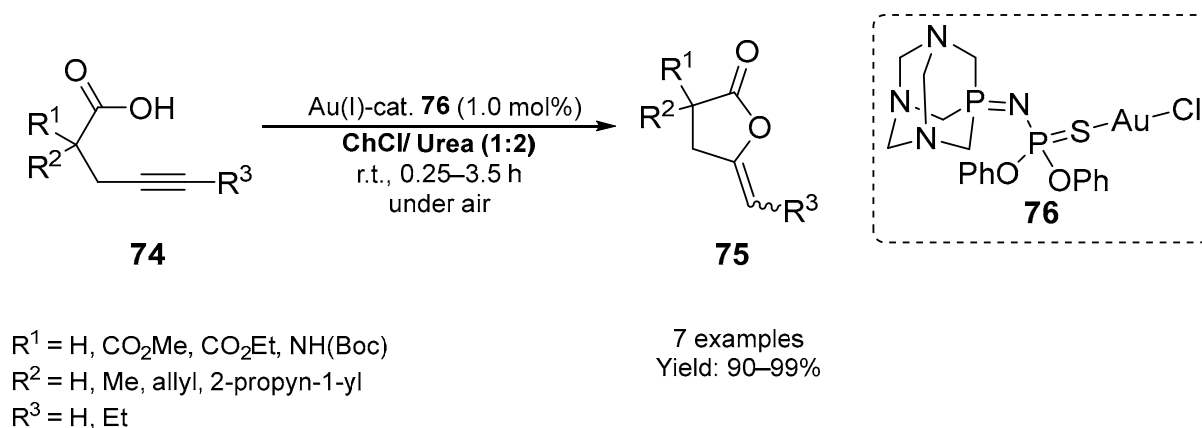
Moreover, starting from arylacyl bromide **71** (Ar¹ = Ph, 4-MeC₆H₄, 2,5-(OMe)₂C₆H₃, 2-naphthyl), the authors performed a one-pot two-step azidation/cyclization processes in ChCl/gly DES, obtaining the corresponding pyrazine derivatives in reasonable to excellent yields (64–95%) [66].

3. Preparation of *O*- and *S*-Heterocycles in DES Mixtures

3.1. Synthesis of Five-Membered *O*- and *S*-Heterocycles

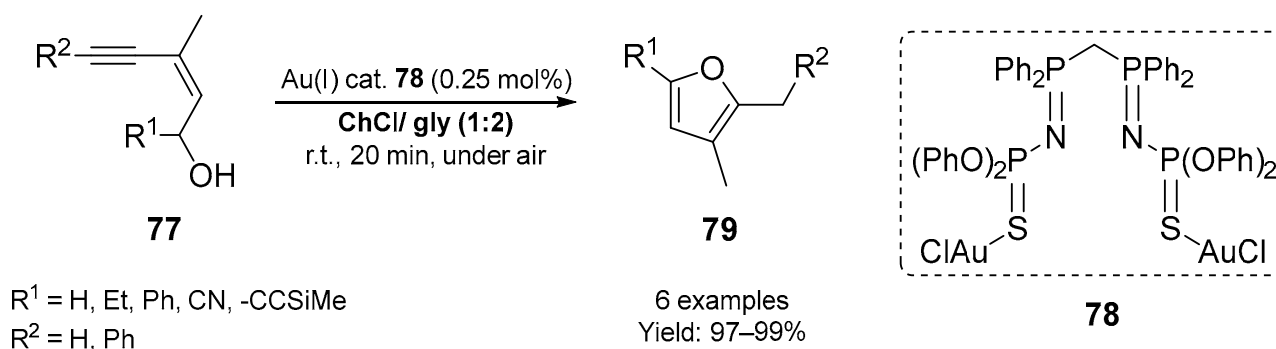
In 2014, Rodríguez-Álvarez et al. reported the first example of Au(I)-catalyzed cycloisomerization reaction of various γ -alkynoic acids **74** to form five-membered *O*-heterocycle derivatives dihydrofuran-2-one **75**, in ChCl/urea (1:2) DES, Scheme 25 [69]. The methodology exploits the catalytic activity of neutral Au(I) organometallic complex, containing iminophosphorane ligands, namely [AuCl{ κ^1 -*S*-(PTA)=NP(=S)(OPh)₂}] **76** (PTA = 1,3,5-triaza-7-phosphaadamantane). The desired lactones **75** were afforded an excellent yield (>90%) through standard bench experimental conditions: under air, at room temperature, and without co-catalysts (Scheme 25). Furthermore, the reaction proceeded well with low catalyst loading (1 mol%) and short reaction times (0.25–3.5 h). The authors found that the catalytic complex **76** was much more active in the ChCl/urea eutectic mixture compared to its polyalcohol-based counterparts [ChCl/gly or ChCl/ethylene glycol (EG)]. This could

be due to the basic character of the ChCl/urea mixture and its more dipolar nature with respect to the other DESs employed. The polarity of the medium allowed easy and efficient recycling of the catalytic complex and DES for four successive cycles leaving the yield of the product almost unchanged.



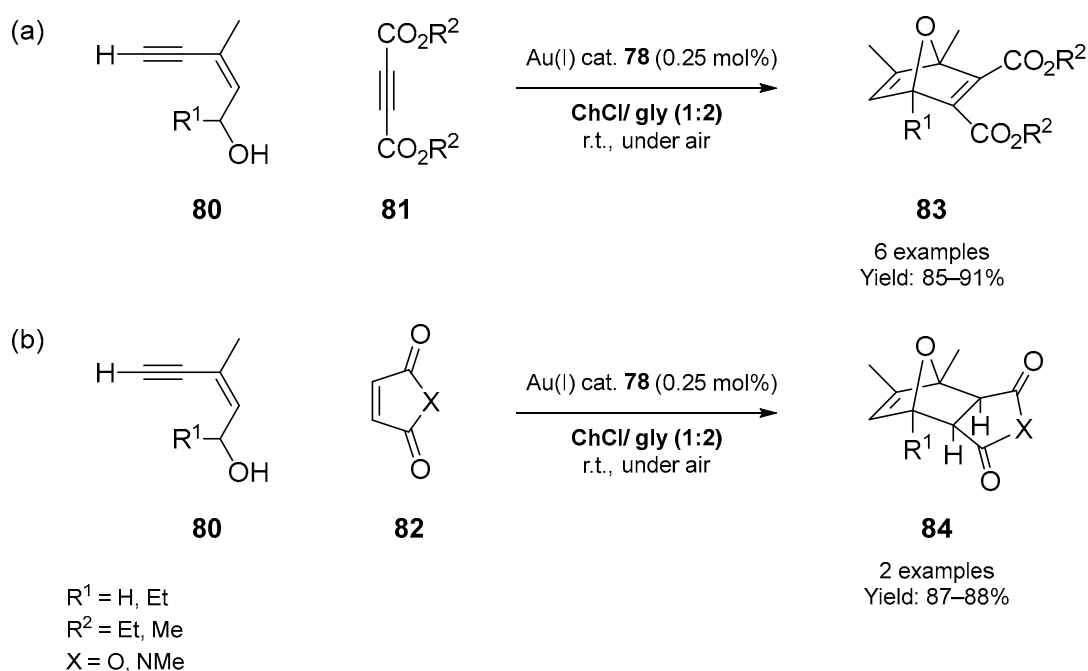
Scheme 25. Au(I)-catalyzed cycloisomerization reaction of γ -alkynoic acids **74** in ChCl/urea.

A year later, the same research group, developed another cycloisomerization reaction of (*Z*)-enynols **77** to afford furane derivatives **79**, catalyzed by the neutral bis(iminophosphorane) Au(I) complex, namely $[\text{Au}_2\text{Cl}_2(\mu^2\text{-S,S-CH}_2\{\text{P(=NP(=S)(OPh)}_2\text{Ph)}_2\}_2)]$ **78**, in the eutectic mixture ChCl/gly [70]. The synthesis of furane motifs is of great interest due to their presence in a plethora of natural molecules with the most disparate uses (i.e., flavors, fragrances, and drugs) [71,72] and in conducting materials [73]. The methodology proceeds well with a very low catalyst loading (0.25 mol%), under mild reaction conditions (room temperature, under air, and in short reaction time), obtaining the desired furanes **79** in excellent yield (97–99%, Scheme 26). The procedure was also applied to a large-scale reaction (starting from 10 mmol of the substrate) and allowed to recycle the DES-catalyst system for up to ten consecutive cycles, without compromising the process efficiency.



Scheme 26. Au(I)-catalyzed cycloisomerization reaction of (*Z*)-enynols **77** in ChCl/gly DES.

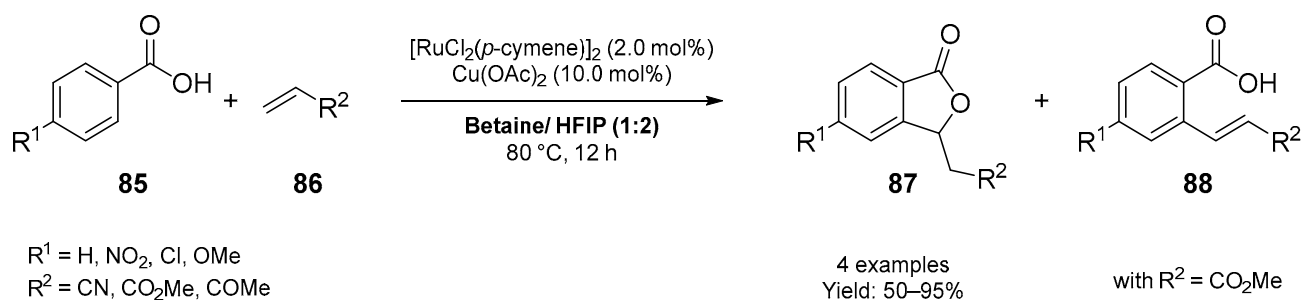
Moreover, the same reaction system was employed to carry out the one-pot tandem cycloisomerization/Dies-Alder reaction between (*Z*)-enynols **80** and the activated diethylacetylenedicarboxylate **81** for the synthesis of the *O*-containing heterocycles 7-oxanorbornadienes **83** with excellent yields (85–91%, Scheme 27a). Furthermore, this one-pot tandem methodology was also active when an electron-poor unsaturated substrate **82** (i.e., maleic anhydride and *N*-methylmaleimide) was employed for the synthesis of *exo*-regioisomers 7-oxanorbornanes **84** (Scheme 27b) in a selective manner.



Scheme 27. Synthesis of 7-oxanorbornanediene **83** and *exo*-7-oxanorbornane **84** in ChCl/gly DES.

Regarding the class of five-membered *O*-containing heterocycles, dihydroisobenzofuranes are a very widespread molecular structure in a plethora of natural substances [74]. Furthermore, the heterocyclic 1,3-dihydroisobenzofurane functionality has been demonstrated to have among the most disparate therapeutic activities [75–77].

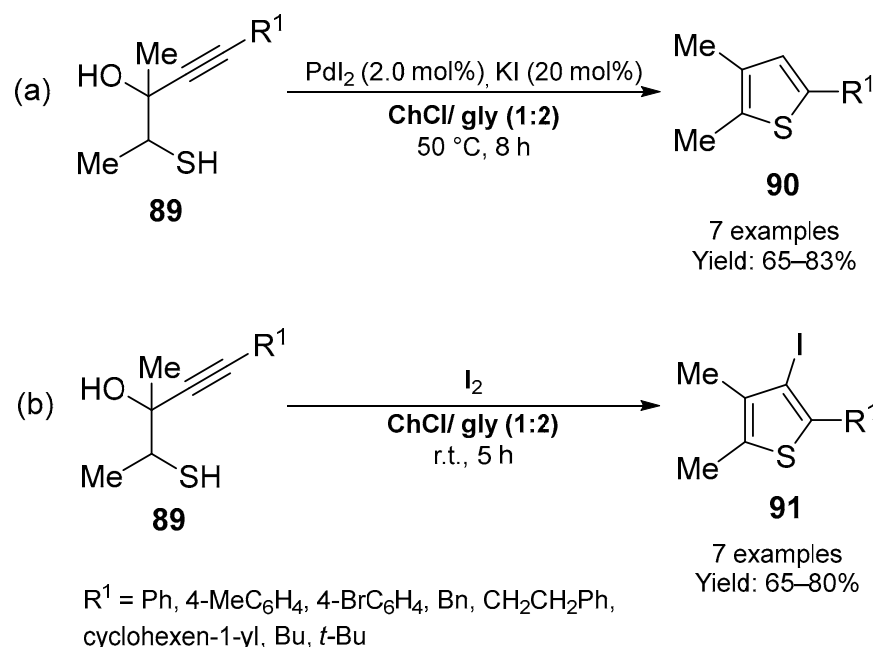
Very recently, in 2022, Ramón and co-workers developed the C–H activation between benzoic acid derivatives **85** and electron-poor olefins **86**, catalyzed by [RuCl₂(*p*-cymene)]₂ for the synthesis of variously substituted 1,3-dihydrobenzoisobenzofuranes **87** (Scheme 28) [78]. The reaction proceeds well with low catalyst loading (2 mol%) in the eutectic mixture composed of betaine and hexafluoro *i*-propanol (HFIP) (1:2), affording the dihydroisobenzofurane derivatives in good to excellent yields. Surprisingly, when methyl acrylate was employed as a substrate, a mixture of both cyclic **87** and acyclic **88** products were obtained (Scheme 28).



Scheme 28. C–H activation, catalyzed by [RuCl₂(*p*-cymene)]₂, between benzoic acid derivatives **85** and electron-poor olefins **86** in Betaine/HFIP (1:2) DES.

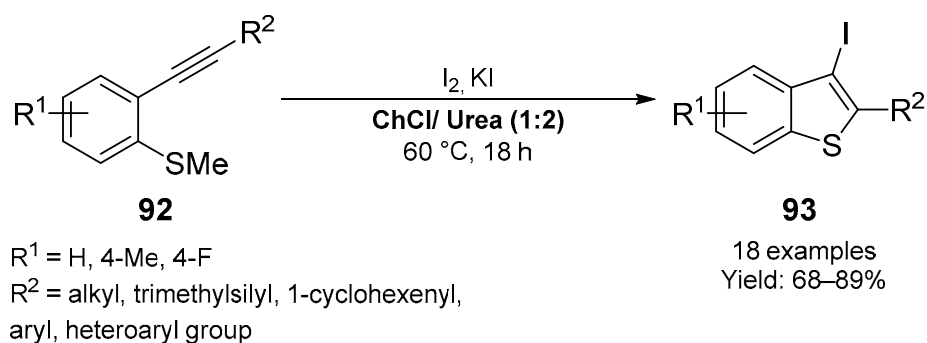
Moreover, also the synthesis of the thiophen ring has been achieved in DES mixtures. Particularly, in 2016, Mancuso and coworkers performed, in ChCl/gly as a green solvent, a hetero-cyclodehydration reaction of 1-mercapto-3-yn-2-ols **89** to obtain substituted thiophenes **90** [79]. The process was carried out for 8 h at 50 °C in the presence of a PdI₂/KI catalytic system, leading to the desired heterocycles **90** in 65–83% yields (Scheme 29a). For all the examples reported, the DES/catalytic system could be successfully recycled up

to six runs. Furthermore, the same substrates **89** underwent an iodocyclization reaction, performed at room temperature for 5 h with I_2 , affording 3-iodothiophene derivatives **91** in moderate to good yields (62–80%, Scheme 29b). Furthermore, in the case of the iodocyclization process, the eutectic mixture ChCl/gly could be easily reused several times (up to six runs), without any appreciable decrease in the product yield [79].



Scheme 29. Hetero-cyclodehydration and iodocyclization of 1-mercapto-3-yn-2-ols **89** in ChCl/gly.

More recently, the same authors reported, in the DES ChCl/urea, an iodocyclization reaction of 2-methylthiophenylacetylenes (**92**) to produce 3-iodobenzothiophenes (**93**) [80], a useful precursor of bio-active compounds (Scheme 30) [81]. The reaction was carried out at 60 °C for 18 h with differently substituted substrates, in the presence of I_2 and KI, which probably supports sulfur demethylation. The possibility to recycle the DES solvent was also assessed, showing no appreciable yield loss for six consecutive runs. Moreover, the synthesized heterocycles **93** were further employed as cross-coupling partners in Sonogashira and Suzuki reactions to obtain functionalized benzothiophene derivatives [81].

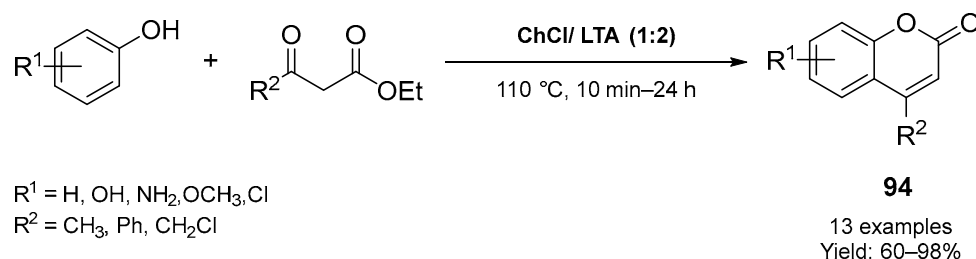


Scheme 30. Iodocyclization reaction of 2-methylthiophenylacetylenes (**92**) in DES.

3.2. Synthesis of Six-Membered O-Heterocycles

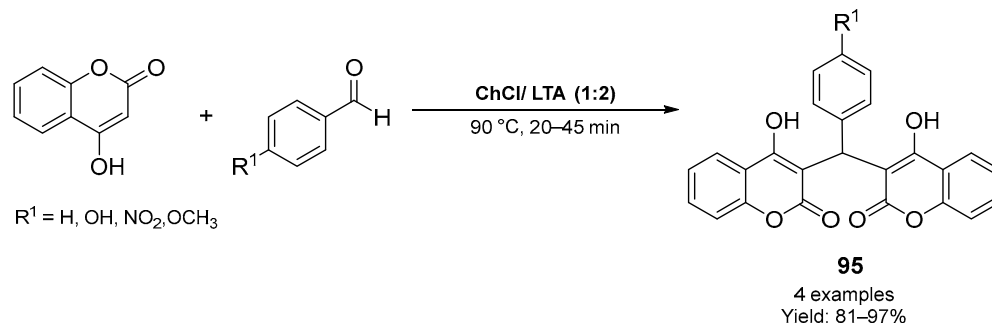
Coumarin backbone has attracted great interest from both synthetic and medicinal chemists because of its photochemical properties [82] as well as its wide range of biological activities including anti-HIV [83] and anticancer properties [84].

In 2022, Rather and Ali reported an eco-friendly Pechmann condensation for the synthesis of functionalized coumarins **94** in good to excellent yields (60–98%), starting from various phenols and β -ketoesters (Scheme 31). Depending on the stereo-electronic properties of the reactants, the reaction time was observed to change considerably: the best result was achieved with the use of phloroglucinol as phenol and ethyl acetoacetate as β -ketoester; indeed, the desired Pechmann condensation product was obtained in just 10 min with a 98% of yield [85].



Scheme 31. Synthesis of functionalized coumarins **94** in ChCl/LTADES.

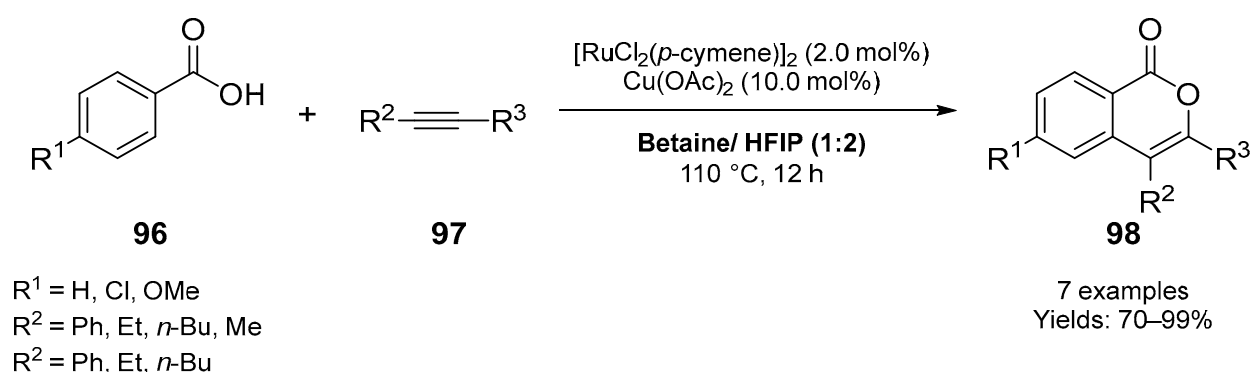
Moreover, the same eutectic mixture ChCl/LTA at a lower reaction temperature (90 °C) was employed to prepare bis-coumarins **95** in 81–97% yields, by reacting 7-hydroxycoumarin with aromatic aldehydes (Scheme 32). A dual role of the DES as the solvent as well as the catalyst, via hydrogen bonding interactions, was suggested; furthermore, the eutectic mixture was effectively recycled for four runs and no significant decrease in the product yield was observed [85].



Scheme 32. Synthesis of bis-coumarins **95** in ChCl/LTADES.

In the same year, González-Gallardo et al. reported a methodology to produce isocoumarine derivatives via a C-H activation cross-coupling reaction between benzoic acids **96** and disubstituted alkynes **97** [78]. Isocoumarines scaffolds are a fascinating class of natural products with synthetic and pharmaceutical applications [86]. The reaction was catalyzed by the commercially available $[\text{RuCl}_2(p\text{-cymene})]_2$ pre-catalyst in the Betaine/HFIP (1:2) eutectic solvent, using $\text{Cu}(\text{OAc})_2$ as an oxidant. The methodology tolerated various internal alkynes with aromatic, aryl-alkyl, and alkyl-alkyl substituents affording the desired isocoumarine derivatives **98** in good to excellent yields (70–99%, Scheme 33).

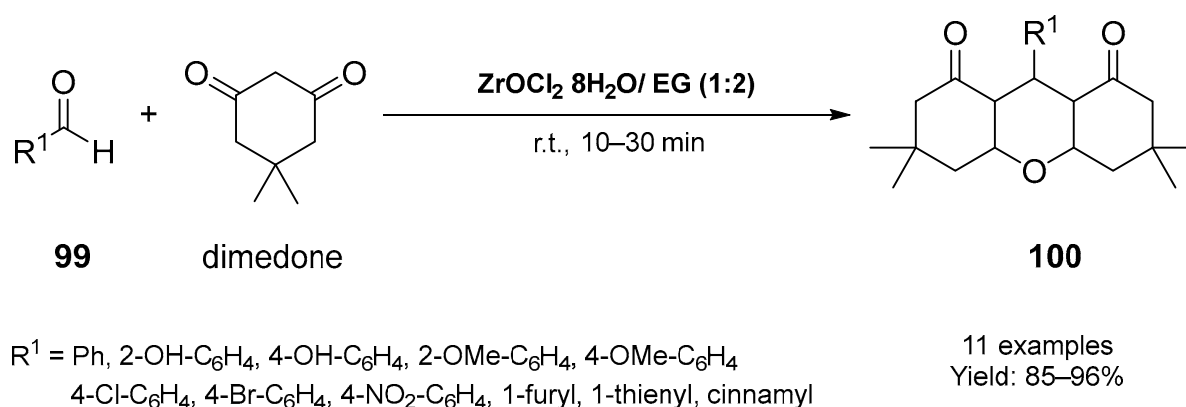
As described by the authors, the same catalytic system was also effective for the C-H activation of variously decorated *N*-methoxybenzamides (used instead of benzoic acid derivatives) and internal alkynes to afford isoquinoline derivatives in poor to excellent yields (20–93%).



Scheme 33. C-H activation reaction for the synthesis of isocumarines **98** in Betaine/HFIP DES.

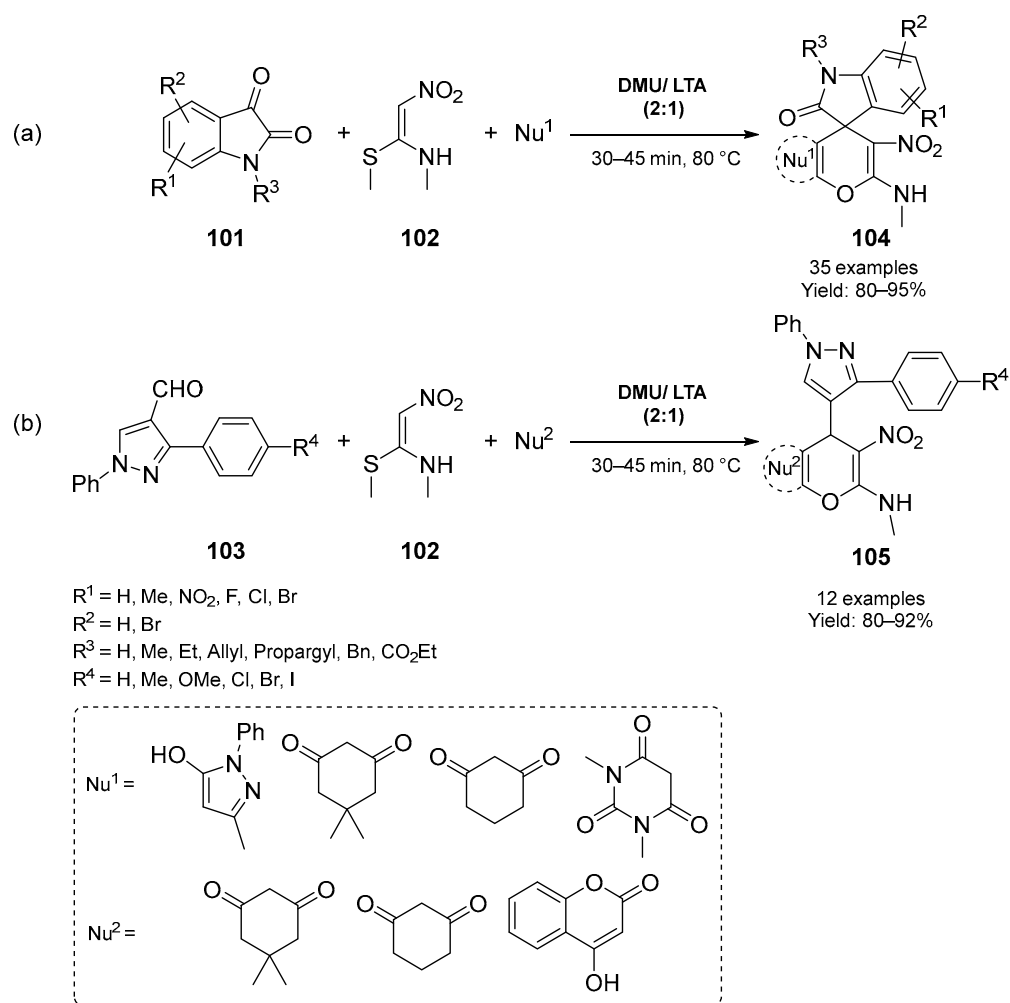
Another important O-containing heterocycle, with the most diverse technological and pharmacological activities [87,88], is the xanthane ring. Moreover, this heterocycle has a high synthetic value because of its intrinsic reactivity related to the inbuilt pyran ring [89].

In 2021, Shaibuna et al. developed the sustainable synthesis of 1,8-dioxooctahydroxanthenes **100**, through the reaction of aldehydes **99** with dimedone using the type IV DES $\text{ZrOCl}_2 \cdot 8\text{H}_2\text{O}/\text{EG}$ (1:2) as both catalyst and reaction medium [90]. The optimized methodology allowed us to obtain the desired octahydroxanthane derivatives **100** in good to excellent yields (85–96%), in short reaction times (10–30 min), and at room temperature (Scheme 34). The eutectic mixture plays a key role in the reaction by activating the aldehyde group through a hydrogen bond interaction between the EG of the DES and the carbonyl oxygen [90].



Scheme 34. Synthesis of 1,8-dioxooctahydroxanthenes **100** in type IV $\text{ZrOCl}_2 \cdot 8\text{H}_2\text{O}/\text{EG}$ mixture.

Chromenes and spirochromenes are important six-membered O-containing heterocycles, with different pharmacological activities [91]. Recently, in 2021, Sathish et al. reported the synthesis of spirochromenes **104** and chromene derivatives **105**, in good yields, using DMU/LTA (2:1) eutectic mixture as a reaction medium, at 80 °C for 30–45 min [92]. The methodology afforded the desired spirochromenes **104** in yields up to 95%, via a three-component reaction involving a nucleophile (i.e., pyrazole, dimedone, 1,3-cyclohexanedione, and *N,N*-dimethyl barbituric acid), the isatins derivatives **101** and the nitroolefin derivative **102** (Scheme 35a). Moreover, simply by switching isatins **101** with the pyrazole aldehyde **103**, the same experimental conditions led to the chromene derivatives **105**, in excellent yields (80–92%, Scheme 35b) [92].



Scheme 35. Synthesis of spirochromenes **104** and chromene derivatives **105** in DMU/LTA DES.

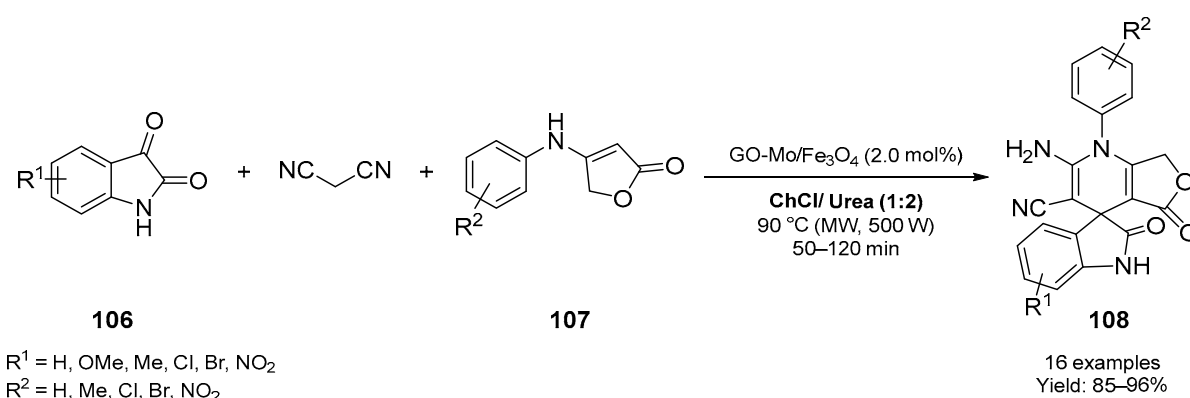
4. Miscellaneous

The development of synthetic protocols for the preparation of multi-heterocyclic compounds has attracted researchers in the last few years due to their structural complexity and variety. This type of heterocycles has demonstrated their importance in coordination chemistry, material sciences, and the pharmaceutical industry [93].

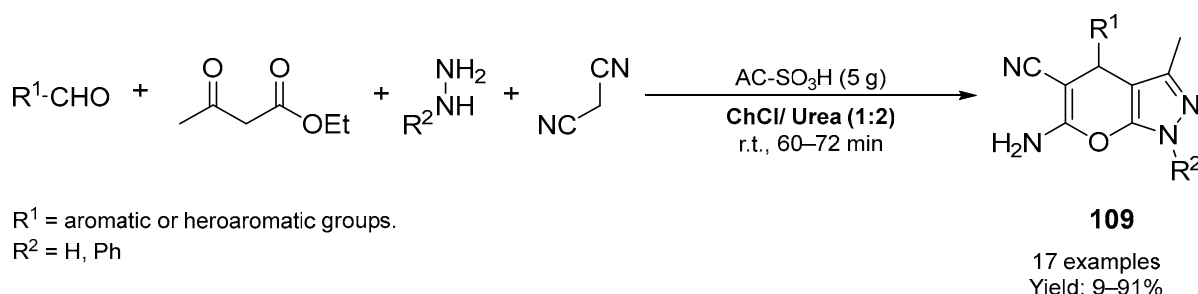
Indeed, Zhang and co-workers developed a three-component reaction between isatins **106**, malonitrile, and anilinolactones **107**, mediated by supported molybdenum on graphene oxide (GO-Mo)/Fe₃O₄ as the heterogeneous magnetic catalyst, for the synthesis of spirooxindole dihydropyridines **108** in ChCl/urea solvent [94]. The reaction proceeded well with low catalyst loading (2 mol%), and required microwave irradiation at 500 W to be conducted in short reaction times (50–120 min). The methodology demonstrated a wide substrate scope and proceeded smoothly with various decorated isatins **106** and anilinolactones **107**, affording the desired spirooxindole dihydropyridines derivatives **108** in good to excellent yields (Scheme 36) [94]. Moreover, the catalyst was easily recovered, thanks to its magnetic characteristics, and effectively reused with the DES for eight subsequent cycles, leaving unchanged the process efficiency.

In 2021, the eutectic mixture ChCl/urea was used as an eco-friendly solvent by Nguyen and coworkers to carry out a four-component reaction involving an aromatic or heteroaromatic aldehyde, ethyl acetoacetate, hydrazine (hydrazine hydrate or phenylhydrazine), and malonitrile (Scheme 37) [95]. This reaction was applied to the preparation of pyranopyrazoles **109**, scaffolds with interesting biological properties [96], and employed a synthesized

sulfonated amorphous carbon (AC-SO₃H) as the catalyst at room temperature (Scheme 37). The pyranopyrazole derivatives **109** were obtained in a range of yields from 9% to 91%. Particularly, steric hindrances of the aldehyde had a significant influence on the yield process, and the efficiency of forming the desired heterocycle **109** was the lowest (9% yield) when the reaction was performed with benzaldehyde-containing substituents at the ortho position (e.g., OH). On the contrary, the desired product was obtained with excellent yield by using heterocyclic aldehydes, with the best results for 5-chlorofuran-2-carbaldehyde (product yield: 91%) [95]. Although the use of catalytic system AC-SO₃H/[ChCl][urea]₂ provided the desired heterocycles in lower yield than other procedures drawn from the literature, this methodology showed some advantages such as eco-friendly, simple procedure, and mild reaction conditions.

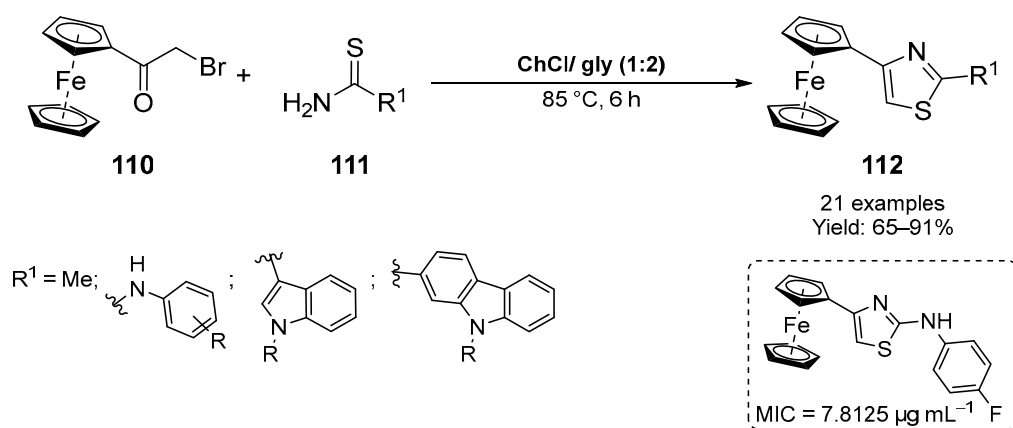


Scheme 36. Synthesis of spirooxindole dihydropyridines derivatives **108** via a three-component reaction catalyzed by GO-Mo/Fe₃O₄ in ChCl/urea DES.



Scheme 37. AC-SO₃H-catalyzed synthesis of functionalized dihydropyrano[2,3-c]pyrazoles **109** in DES.

Other heterocycles with biological activities were recently prepared by Zhao et al. [97]. Specifically, they performed a green Hantzsch synthesis of ferrocene–thiazole hybrids **112** in the DES ChCl/gly at 85 °C, starting from bromoacetylferrocene **110** and variously substituted aryl thioureas or carbothioamides **111**. This synthetic route led to heterocycles **112** in good to excellent yields (65–91%), Scheme 38. The ChCl-based eutectic mixture acts both as an eco-friendly medium and catalyst via hydrogen bond interactions, and it can be reused for up to three consecutive runs without any appreciable reduction in the product yield. Furthermore, a preliminary in vitro antibacterial assay of the synthesized molecules **112** showed significant antibacterial activity against Gram (+) *B. subtilis* and Gram (–) *E. coli* of the fluoro-substituted ferrocene–thiazole hybrid obtained from compound **110** and 1-(4-fluorophenyl)thiourea [MIC (minimum inhibitory concentration) value of 7.8125 µg mL^{–1}, Scheme 38] [97].



Scheme 38. Preparation of ferrocene-based thiazole derivatives **112** in ChCl/gly eutectic solvent.

5. Conclusions

After reviewing the syntheses of *N*-, *O*-, and *S*-heterocycles in eutectic mixtures, several general observations can be made. The experimental conditions described are generally mild and the majority of authors reported the use of neutral reactants. Additionally, the non-volatile nature of DESs and their compatibility with water enables the recycling of both metal catalysts and the solvent, ultimately reducing costs and waste production. While the efficacy of these synthetic methodologies is indisputable, the role of DES, which is believed to promote H-bond catalysis, requires further investigation to validate its supposed unique activities that cannot be explained solely through the general principles of solvent effects.

Author Contributions: S.P. and A.S. contributed to conceptualization, to writing and reviewing the manuscript. F.M. and L.T. contributed to writing the manuscript. All authors have read and agreed to the published version of the manuscript.

Funding: This research was funded by Regione Puglia “Research for Innovation (REFIN)”—Project “Sintesi a basso impatto ambientale di molecole farmacologicamente attive in solventi eutettici di origine naturale”, project no. D2464488, in the framework of POR PUGLIA FESR-FSE 2014/2020 projects.

Institutional Review Board Statement: Not applicable.

Informed Consent Statement: Not applicable.

Data Availability Statement: Not applicable.

Acknowledgments: S.P. acknowledges Regione Puglia for funding “Research for Innovation (REFIN)”—Project “Sintesi a basso impatto ambientale di molecole farmacologicamente attive in solventi eutettici di origine naturale”, project no. D2464488, in the framework of POR PUGLIA FESR-FSE 2014/2020 projects.

Conflicts of Interest: The authors declare no conflict of interest.

References

- Eicher, T.; Hauptmann, S.; Speicher, A. *The Chemistry of Heterocycles: Structures, Reactions, Synthesis, and Applications*; John Wiley & Sons: Hoboken, NJ, USA, 2003.
- Khandelwal, S.; Tailor, Y.K.; Kumar, M. Deep Eutectic Solvents (DESs) as Eco-Friendly and Sustainable Solvent/Catalyst Systems in Organic Transformations. *J. Mol. Liq.* **2016**, *215*, 345–386. [[CrossRef](#)]
- Smith, E.L.; Abbott, A.P.; Ryder, K.S. Deep Eutectic Solvents (DESs) and Their Applications. *Chem. Rev.* **2014**, *114*, 11060–11082. [[CrossRef](#)] [[PubMed](#)]
- Anastas, P.; Eghbali, N. Green Chemistry: Principles and Practice. *Chem. Soc. Rev.* **2009**, *39*, 301–312. [[CrossRef](#)] [[PubMed](#)]
- Abbott, A.P.; Capper, G.; Davies, D.L.; Rasheed, R.K.; Tambyrajah, V. Novel Solvent Properties of Choline Chloride/Urea Mixtures. *Chem. Commun.* **2003**, 70–71. [[CrossRef](#)] [[PubMed](#)]
- Alonso, D.A.; Baeza, A.; Chinchilla, R.; Guillena, G.; Pastor, I.M.; Ramón, D.J. Deep Eutectic Solvents: The Organic Reaction Medium of the Century. *Eur. J. Org. Chem.* **2016**, *2016*, 612–632. [[CrossRef](#)]

7. Abranches, D.O.; Coutinho, J.A.P. Type V Deep Eutectic Solvents: Design and Applications. *Curr. Opin. Green Sustain. Chem.* **2022**, *35*, 100612. [[CrossRef](#)]
8. Ratnani, S.; Bargujar, S.; Khulbe, M.; Kathuria, A. Applications of Choline Chloride-Based Deep Eutectic Solvents as Sustainable Media and Catalyst in the Synthesis of Heterocyclic Scaffolds. *Curr. Org. Chem.* **2022**, *26*, 745–755.
9. Siwach, A.; Verma, P.K. Synthesis and Therapeutic Potential of Imidazole Containing Compounds. *BMC Chem.* **2021**, *15*, 12. [[CrossRef](#)]
10. Jung, F.; Olivier, A.; Boucherot, D.; Loftus, F. A New Approach to the Synthesis of Amino Imidazoles Application to the Cephalosporin Series. *Tetrahedron Lett.* **1989**, *30*, 2379–2382. [[CrossRef](#)]
11. Munk, S.A.; Harcourt, D.A.; Arasasingham, P.N.; Burke, J.A.; Kharlamb, A.B.; Manlapaz, C.A.; Padillo, E.U.; Roberts, D.; Runde, E.; Williams, L.; et al. Synthesis and Evaluation of 2-(Arylamino)Imidazoles as A2-Adrenergic Agonists. *J. Med. Chem.* **1997**, *40*, 18–23. [[CrossRef](#)]
12. Assmann, M.; Lichte, E.; Pawlik, J.R.; Köck, M. Chemical Defenses of the Caribbean Sponges *Agelas Wiedenmayeri* and *Agelas Conifera*. *Mar. Ecol. Prog. Ser.* **2000**, *207*, 255–262. [[CrossRef](#)]
13. Yamada, A.; Kitamura, H.; Yamaguchi, K.; Fukuzawa, S.; Kamijima, C.; Yazawa, K.; Kuramoto, M.; Wang, G.Y.S.; Fujitani, Y.; Uemura, D. Development of Chemical Substances Regulating Biofilm Formation. *BCSJ* **1997**, *70*, 3061–3069. [[CrossRef](#)]
14. Capua, M.; Perrone, S.; Perna, F.M.; Vitale, P.; Troisi, L.; Salomone, A.; Capriati, V. An Expedient and Greener Synthesis of 2-Aminoimidazoles in Deep Eutectic Solvents. *Molecules* **2016**, *21*, 924. [[CrossRef](#)]
15. Aziizi, N.; Manochehri, Z.; Nahayi, A.; Torkashvand, S. A Facile One-Pot Synthesis of Tetrasubstituted Imidazoles Catalyzed by Eutectic Mixture Stabilized Ferrofluid. *J. Mol. Liq.* **2014**, *196*, 153–158. [[CrossRef](#)]
16. Vitale, P.; Cicco, L.; Cellamare, I.; Perna, F.M.; Salomone, A.; Capriati, V. Regiodivergent Synthesis of Functionalized Pyrimidines and Imidazoles through Phenacyl Azides in Deep Eutectic Solvents. *Beilstein J. Org. Chem.* **2020**, *16*, 1915–1923. [[CrossRef](#)] [[PubMed](#)]
17. Shaabani, A.; Hooshmand, S.E. Choline Chloride/Urea as a Deep Eutectic Solvent/Organocatalyst Promoted Three-Component Synthesis of 3-Aminoimidazo-Fused Heterocycles via Groebke–Blackburn–Bienayme Process. *Tetrahedron Lett.* **2016**, *57*, 310–313. [[CrossRef](#)]
18. Hamdouchi, C.; Ezquerra, J.; Vega, J.A.; Vaquero, J.J.; Alvarez-Builla, J.; Heinz, B.A. Short Synthesis and Anti-Rhinoviral Activity of Imidazo[1,2-a]Pyridines: The Effect of Acyl Groups at 3-Position. *Bioorg. Med. Chem. Lett.* **1999**, *9*, 1391–1394. [[CrossRef](#)]
19. Gueiffier, A.; Mavel, S.; Lhassani, M.; Elhakmaoui, A.; Snoeck, R.; Andrei, G.; Chavignon, O.; Teulade, J.C.; Witvrouw, M.; Balzarini, J.; et al. Synthesis of Imidazo[1,2-a]Pyridines as Antiviral Agents. *J. Med. Chem.* **1998**, *41*, 5108–5112. [[CrossRef](#)]
20. Rival, Y.; Grassy, G.; Taudou, A.; Ecalte, R. Antifungal Activity in Vitro of Some Imidazo[1,2-a]Pyrimidine Derivatives. *Eur. J. Med. Chem.* **1991**, *26*, 13–18. [[CrossRef](#)]
21. Rodríguez-Álvarez, M.J.; García-Garrido, S.E.; Perrone, S.; García-Álvarez, J.; Capriati, V. Deep Eutectic Solvents and Heterogeneous Catalysis with Metallic Nanoparticles: A Powerful Partnership in Sustainable Synthesis. *Curr. Opin. Green Sustain. Chem.* **2023**, *39*, 100723. [[CrossRef](#)]
22. Lu, J.; Li, X.-T.; Ma, E.-Q.; Mo, L.-P.; Zhang, Z.-H. Superparamagnetic CuFeO₂ Nanoparticles in Deep Eutectic Solvent: An Efficient and Recyclable Catalytic System for the Synthesis of Imidazo[1,2-a]Pyridines. *ChemCatChem* **2014**, *6*, 2854–2859. [[CrossRef](#)]
23. Varghese, B.; Al-Busafi, S.N.; Suliman, F.O.; Al-Kindy, S.M.Z. Unveiling a Versatile Heterocycle: Pyrazoline—A Review. *RSC Adv.* **2017**, *7*, 46999–47016. [[CrossRef](#)]
24. Sebest, F.; Lachhani, K.; Pimpasri, C.; Casarrubios, L.; White, A.J.P.; Rzepa, H.S.; Díez-González, S. Cycloaddition Reactions of Azides and Electron-Deficient Alkenes in Deep Eutectic Solvents: Pyrazolines, Aziridines and Other Surprises. *Adv. Synth. Catal.* **2020**, *362*, 1877–1886. [[CrossRef](#)]
25. Saavedra, B.; Pérez, J.M.; Rodríguez-Álvarez, M.J.; García-Álvarez, J.; Ramón, D.J. Impregnated Palladium on Magnetite as a Water Compatible Catalyst for the Cycloisomerization of Alkynoic Acid Derivatives. *Green Chem.* **2018**, *20*, 2151–2157. [[CrossRef](#)]
26. Joshi, S.; More, U.; Kulkarni, V.; Aminabhavi, T. Pyrrole: Chemical Synthesis, Microwave Assisted Synthesis, Reactions and Applications: A Review. *Curr. Org. Chem.* **2013**, *17*, 2279–2304. [[CrossRef](#)]
27. Wang, P.; Ma, F.P.; Zhang, Z.H. L-(+)-Tartaric Acid and Choline Chloride Based Deep Eutectic Solvent: An Efficient and Reusable Medium for Synthesis of N-Substituted Pyrroles via Clauson-Kaas Reaction. *J. Mol. Liq.* **2014**, *198*, 259–262. [[CrossRef](#)]
28. Rushell, E.; Tailor, Y.K.; Khandewal, S.; Verma, K.; Agarwal, M.; Kumar, M. Deep Eutectic Solvent Promoted Synthesis of Structurally Diverse Hybrid Molecules with Privileged Heterocyclic Substructures. *New J. Chem.* **2019**, *43*, 12462–12467. [[CrossRef](#)]
29. Dheer, D.; Singh, V.; Shankar, R. Medicinal Attributes of 1,2,3-Triazoles: Current Developments. *Bioorg. Chem.* **2017**, *71*, 30–54. [[CrossRef](#)]
30. Bozorov, K.; Zhao, J.; Aisa, H.A. 1,2,3-Triazole-Containing Hybrids as Leads in Medicinal Chemistry: A Recent Overview. *Bioorg. Med. Chem.* **2019**, *27*, 3511–3531. [[CrossRef](#)]
31. Sebest, F.; Haselgrove, S.; White, A.J.P.; Díez-González, S. Metal-Free 1,2,3-Triazole Synthesis in Deep Eutectic Solvents. *Synlett* **2020**, *31*, 605–609. [[CrossRef](#)]
32. Giofrè, S.V.; Tiecco, M.; Ferlazzo, A.; Romeo, R.; Ciancaleoni, G.; Germani, R.; Iannazzo, D. Base-Free Copper-Catalyzed Azide-Alkyne Click Cycloadditions (CuAAC) in Natural Deep Eutectic Solvents as Green and Catalytic Reaction Media. *Eur. J. Org. Chem.* **2021**, *2021*, 4777–4789. [[CrossRef](#)]

33. Cicco, L.; Perna, F.M.; Falcicchio, A.; Altomare, A.; Messa, F.; Salomone, A.; Capriati, V.; Vitale, P. 1,3-Dipolar Cycloaddition of Alkanone Enolates with Azides in Deep Eutectic Solvents for the Metal-Free Regioselective Synthesis of Densely Functionalized 1,2,3-Triazoles. *Eur. J. Org. Chem.* **2022**, *2022*, e202200843. [[CrossRef](#)]
34. Popova, E.A.; Trifonov, R.E.; Ostrovskii, V.A. Tetrazoles for Biomedicine. *Russ. Chem. Rev.* **2019**, *88*, 644–676. [[CrossRef](#)]
35. Xiong, X.; Yi, C.; Liao, X.; Lai, S. A Practical Multigram-Scale Method for the Green Synthesis of 5-Substituted-1H-Tetrazoles in Deep Eutectic Solvent. *Tetrahedron Lett.* **2019**, *60*, 402–406. [[CrossRef](#)]
36. Padvi, S.A.; Dalal, D.S. Choline Chloride–ZnCl₂: Recyclable and Efficient Deep Eutectic Solvent for the [2+3] Cycloaddition Reaction of Organic Nitriles with Sodium Azide. *Synth. Commun.* **2017**, *47*, 779–787. [[CrossRef](#)]
37. Nantermet, P.G.; Barrow, J.C.; Newton, C.L.; Pellicore, J.M.; Young, M.B.; Lewis, S.D.; Lucas, B.J.; Krueger, J.A.; McMasters, D.R.; Yan, Y.; et al. Design and Synthesis of Potent and Selective Macrocyclic Thrombin Inhibitors. *Bioorg. Med. Chem. Lett.* **2003**, *13*, 2781–2784. [[CrossRef](#)]
38. Becker, J.W.; Rotonda, J.; Soisson, S.M.; Aspiotis, R.; Bayly, C.; Francoeur, S.; Gallant, M.; García-Calvo, M.; Giroux, A.; Grimm, E.; et al. Reducing the Peptidyl Features of Caspase-3 Inhibitors: A Structural Analysis. *J. Med. Chem.* **2004**, *47*, 2466–2474. [[CrossRef](#)]
39. Hopkins, C.; Neuenschwander, K.; Scotese, A.; Jackson, S.; Nieduzak, T.; Pauls, H.; Liang, G.; Sides, K.; Cramer, D.; Cairns, J.; et al. Novel Pyrazinone Inhibitors of Mast Cell Trypsin: Synthesis and SAR Evaluation. *Bioorg. Med. Chem. Lett.* **2004**, *14*, 4819–4823. [[CrossRef](#)]
40. Perrone, S.; Capua, M.; Messa, F.; Salomone, A.; Troisi, L. Green Synthesis of 2-Pyrazinones in Deep Eutectic Solvents: From α -Chloro Oximes to Peptidomimetic Scaffolds. *Tetrahedron* **2017**, *73*, 6193–6198. [[CrossRef](#)]
41. Johns, B.A.; Weatherhead, J.G.; Allen, S.H.; Thompson, J.B.; Garvey, E.P.; Foster, S.A.; Jeffrey, J.L.; Miller, W.H. 1,3,4-Oxadiazole Substituted Naphthyridines as HIV-1 Integrase Inhibitors. Part 2: SAR of the C5 Position. *Bioorg. Med. Chem. Lett.* **2009**, *19*, 1807–1810. [[CrossRef](#)]
42. Huang, S.; Qing, J.; Wang, S.; Wang, H.; Zhang, L.; Tang, Y. Design and Synthesis of Imidazo[1,2- α][1,8]Naphthyridine Derivatives as Anti-HCV Agents via Direct C–H Arylation. *Org. Biomol. Chem.* **2014**, *12*, 2344–2348. [[CrossRef](#)] [[PubMed](#)]
43. Rudys, S.; Ríos-Luci, C.; Pérez-Roth, E.; Cikotiene, I.; Padrón, J.M. Antiproliferative Activity of Novel Benzo[b][1,6]Naphthyridines in Human Solid Tumor Cell Lines. *Bioorg. Med. Chem. Lett.* **2010**, *20*, 1504–1506. [[CrossRef](#)] [[PubMed](#)]
44. Shaabani, A.; Hooshmand, S.E.; Tabatabaei, A.T. Synthesis of Fully Substituted Naphthyridines: A Novel Domino Four-Component Reaction in a Deep Eutectic Solvent System Based on Choline Chloride/Urea. *Tetrahedron Lett.* **2016**, *57*, 351–353. [[CrossRef](#)]
45. Chung, P.Y.; Bian, Z.X.; Pun, H.Y.; Chan, D.; Chan, A.S.C.; Chui, C.H.; Tang, J.C.O.; Lam, K.H. Recent Advances in Research of Natural and Synthetic Bioactive Quinolines. *Future Med. Chem.* **2015**, *7*, 947–967. [[CrossRef](#)]
46. Satyanarayana, N.; Sathish, K.; Nagaraju, S.; Pawar, R.; Faizan, M.; Arumugavel, M.; Shirisha, T.; Kashinath, D. Metal-Free, One-Pot Synthesis of 2-Styrylquinolines via Friedländer Annulation and Sp³ C–H Activation Using 1,3-Dimethylurea and L-Tartaric Acid (3:1) as a Deep Eutectic Solvent. *New J. Chem.* **2022**, *46*, 1637–1642. [[CrossRef](#)]
47. Komar, M.; Molnar, M.; Jukić, M.; Glavaš-Obrovac, L.; Opačak-Bernardi, T. Green Chemistry Approach to the Synthesis of 3-Substituted-Quinazolin-4(3H)-Ones and 2-Methyl-3-Substituted-Quinazolin-4(3H)-Ones and Biological Evaluation. *Green Chem. Lett. Rev.* **2020**, *13*, 93–101. [[CrossRef](#)]
48. Al-Suwaidan, I.A.; Abdel-Aziz, A.A.M.; Shower, T.Z.; Ayyad, R.R.; Alanazi, A.M.; El-Morsy, A.M.; Mohamed, M.A.; Abdel-Aziz, N.I.; El-Sayed, M.A.A.; El-Azab, A.S. Synthesis, Antitumor Activity and Molecular Docking Study of Some Novel 3-Benzyl-4(3H)Quinazolinone Analogues. *J. Enzyme Inhib. Med. Chem.* **2016**, *31*, 78–89. [[CrossRef](#)]
49. Komar, M.; Kraljević, T.G.; Jerković, I.; Molnar, M. Application of Deep Eutectic Solvents in the Synthesis of Substituted 2-Mercaptoquinazolin-4(3H)-Ones: A Comparison of Selected Green Chemistry Methods. *Molecules* **2022**, *27*, 558. [[CrossRef](#)]
50. Shaabani, A.; Hooshmand, S.E.; Nazeri, M.T.; Afshari, R.; Ghasemi, S. Deep Eutectic Solvent as a Highly Efficient Reaction Media for the One-Pot Synthesis of Benzo-Fused Seven-Membered Heterocycles. *Tetrahedron Lett.* **2016**, *57*, 3727–3730. [[CrossRef](#)]
51. Nardi, A.E.; Cosci, F.; Balon, R.; Weintraub, S.J.; Freire, R.C.; Krystal, J.H.; Roth, T.; Silberman, E.K.; Sonino, N.; Fava, G.A.; et al. The Prescription of Benzodiazepines for Panic Disorder: Time for an Evidence-Based Educational Approach. *J. Clin. Psychopharmacol.* **2018**, *38*, 283–285. [[CrossRef](#)]
52. Strømme, M.F.; Mellestad, L.S.; Bartz-Johannesen, C.A.; Kroken, R.A.; Krogenes, M.L.; Mehlum, L.; Johnsen, E. Use of Benzodiazepines and Antipsychotic Drugs Are Inversely Associated with Acute Readmission Risk in Schizophrenia. *J. Clin. Psychopharmacol.* **2022**, *42*, 37–42. [[CrossRef](#)] [[PubMed](#)]
53. Blaser, H.U.; Malan, C.; Pugin, B.; Spindler, F.; Steiner, H.; Studer, M. Selective Hydrogenation for Fine Chemicals: Recent Trends and New Developments. *Adv. Synth. Catal.* **2003**, *345*, 103–151. [[CrossRef](#)]
54. Karamé, I. (Ed.) *Hydrogenation*; BoD-Books on Demand: Norderstedt, Germany, 2012.
55. Chen, B.; Dingerdissen, U.; Krauter, J.G.E.; Lansink Rotgerink, H.G.J.; Möbus, K.; Ostgard, D.J.; Panster, P.; Riermeier, T.H.; Seebald, S.; Tacke, T.; et al. New Developments in Hydrogenation Catalysis Particularly in Synthesis of Fine and Intermediate Chemicals. *Appl. Catal. A Gen.* **2005**, *280*, 17–46. [[CrossRef](#)]
56. Perrone, S.; Messa, F.; Salomone, A. Towards Green Reductions in Bio-Derived Solvents. *Eur. J. Org. Chem.* **2023**, *2023*, e202201494. [[CrossRef](#)]

57. Perrone, S.; Capua, M.; Cannazza, G.; Salomone, A.; Troisi, L. Synthesis of β -Enamino Acid and Heteroaryl Acetic Acid Derivatives by Pd-Catalyzed Carbonylation of α -Chloroimines and 2-Chloromethyl Aza-Heterocycles. *Tetrahedron Lett.* **2016**, *57*, 1421–1424. [[CrossRef](#)]
58. Perrone, S.; Cannazza, G.; Caroli, A.; Salomone, A.; Troisi, L. Ring Opening of Heterocycles Containing a C–N Double Bond: A Simple Synthesis of Imides Promoted by Acyl Palladium Species. *Tetrahedron* **2014**, *70*, 6938–6943. [[CrossRef](#)]
59. Perrone, S.; Capua, M.; Salomone, A.; Troisi, L. Multicomponent Synthesis of Uracil Analogues Promoted by Pd-Catalyzed Carbonylation of α -Chloroketones in the Presence of Isocyanates and Amines. *J. Org. Chem.* **2015**, *80*, 8189–8197. [[CrossRef](#)] [[PubMed](#)]
60. Capua, M.; Perrone, S.; Bona, F.; Salomone, A.; Troisi, L. A Direct Synthesis of Isocytosine Analogues by Carbonylative Coupling of α -Chloro Ketones and Guanidines. *Eur. J. Org. Chem.* **2017**, *2017*, 1780–1787. [[CrossRef](#)]
61. Capua, M.; Granito, C.; Perrone, S.; Salomone, A.; Troisi, L. Palladium-Catalyzed Carbonylative Coupling of α -Chloroketones with Hydrazines: A Simple Route to Pyrazolone Derivatives. *Tetrahedron Lett.* **2016**, *57*, 3363–3367. [[CrossRef](#)]
62. Messa, F.; Perrone, S.; Capua, M.; Tolomeo, F.; Troisi, L.; Capriati, V.; Salomone, A. Towards a Sustainable Synthesis of Amides: Chemoselective Palladium-Catalysed Aminocarbonylation of Aryl Iodides in Deep Eutectic Solvents. *Chem. Commun.* **2018**, *54*, 8100–8103. [[CrossRef](#)]
63. Paparella, A.N.; Messa, F.; Dilauro, G.; Troisi, L.; Perrone, S.; Salomone, A. A Glycerol-Based Deep Eutectic Solvent as Natural Medium and Organic Reductant for Homocoupling of (Hetero)Aryl Chlorides: A Green Route to 2,2'-Bipyridine and Biaryl Scaffolds. *ChemistrySelect* **2022**, *7*, e202203438. [[CrossRef](#)]
64. Messa, F.; Dilauro, G.; Paparella, A.N.; Silvestri, L.; Furlotti, G.; Iacoangeli, T.; Perrone, S.; Salomone, A. Deep Eutectic Solvents Meet Safe, Scalable and Sustainable Hydrogenations Enabled by Aluminum Powder and Pd/C. *Green Chem.* **2022**, *24*, 4388–4394. [[CrossRef](#)]
65. Goli, N.; Mainkar, P.S.; Kotapalli, S.S.; Tejaswini, K.; Ummanni, R.; Chandrasekhar, S. Expanding the Tetrahydroquinoline Pharmacophore. *Bioorg. Med. Chem. Lett.* **2017**, *27*, 1714–1720. [[CrossRef](#)]
66. Vitale, P.; Cicco, L.; Messa, F.; Perna, F.M.; Salomone, A.; Capriati, V. Streamlined Routes to Phenacyl Azides and 2,5-Diarylpyrazines Enabled by Deep Eutectic Solvents. *Eur. J. Org. Chem.* **2019**, *2019*, 5557–5562. [[CrossRef](#)]
67. Dolezal, M.; Zitko, J. Pyrazine Derivatives: A Patent Review (June 2012–Present). *Expert Opin. Ther. Patents* **2015**, *25*, 33–47. [[CrossRef](#)] [[PubMed](#)]
68. Schultheiss, N.; Powell, D.R.; Bosch, E. Silver(I) Coordination Chemistry of 2,6-Diarylpyrazines. π -Stacking, Anion Coordination, and Steric Control. *Inorg. Chem.* **2003**, *42*, 5304–5310. [[CrossRef](#)] [[PubMed](#)]
69. Rodríguez-álvarez, M.J.; Vidal, C.; Díez, J.; García-álvarez, J. Introducing Deep Eutectic Solvents as Biorenewable Media for Au(I)-Catalysed Cycloisomerisation of β -Alkynoic Acids: An Unprecedented Catalytic System. *Chem. Commun.* **2014**, *50*, 12927–12929. [[CrossRef](#)]
70. Vidal, C.; Merz, L.; García-Álvarez, J. Deep Eutectic Solvents: Biorenewable Reaction Media for Au(i)-Catalysed Cycloisomerisations and One-Pot Tandem Cycloisomerisation/Diels–Alder Reactions. *Green Chem.* **2015**, *17*, 3870–3878. [[CrossRef](#)]
71. Lipshutz, B.H. Five-Membered Heteroaromatic Rings as Intermediates in Organic Synthesis. *Chem. Rev.* **1986**, *86*, 795–819. [[CrossRef](#)]
72. Ash, M.; Ash, I. *Handbook of Flavors and Fragrances*; Synapse Information Resources, Inc.: New York, NY, USA, 2006; ISBN 9781890595876.
73. Curran, D.; Grimshaw, J.; Perera, S.D. Poly(Pyrrole) as a Support for Electrocatalytic Materials. *Chem. Soc. Rev.* **1991**, *20*, 391–404. [[CrossRef](#)]
74. Spiegel, M.; Sroka, Z. Natural Dihydroisobenzofuran Derivatives as a Template for Promising Radical Scavengers: Theoretical Insights into Structure–Activity Relationships, Thermochemistry and Kinetics. *Theor. Chem. Acc.* **2022**, *141*, 61. [[CrossRef](#)]
75. Harper, J.K.; Arif, A.M.; Ford, E.J.; Strobel, G.A.; Porco, J.A.; Tomer, D.P.; Oneill, K.L.; Heider, E.M.; Grant, D.M. Pestacin: A 1,3-Dihydro Isobenzofuran from Pestalotiopsis Microspora Possessing Antioxidant and Antimycotic Activities. *Tetrahedron* **2003**, *59*, 2471–2476. [[CrossRef](#)]
76. Tanizawa, Y.; Kaku, K.; Araki, E.; Tobe, K.; Terauchi, Y.; Utsunomiya, K.; Iwamoto, Y.; Watada, H.; Ohtsuka, W.; Watanabe, D.; et al. Long-Term Safety and Efficacy of Tofogliflozin, a Selective Inhibitor of Sodium-Glucose Cotransporter 2, as Monotherapy or in Combination with Other Oral Antidiabetic Agents in Japanese Patients with Type 2 Diabetes Mellitus: Multicenter, Open-Label, Randomized Controlled Trials. *Expert Opin. Pharmacother.* **2014**, *15*, 749–766. [[PubMed](#)]
77. Navarro, S.D.; Pessatto, L.R.; Meza, A.; de Oliveira, E.J.T.; Auharek, S.A.; Vilela, L.C.; de Lima, D.P.; de Azevedo, R.B.; Kassuya, C.A.L.; Cáceres, O.I.A.; et al. Resorcinolic Lipid 3-Heptyl-3,4,6-Trimethoxy-3H-Isobenzofuran-1-One Is a Strategy for Melanoma Treatment. *Life Sci.* **2018**, *209*, 300–312. [[CrossRef](#)]
78. González-Gallardo, N.; Saavedra, B.; Guillena, G.; Ramón, D.J. A Jackpot C–H Activation Protocol Using Simple Ruthenium Catalyst in Deep Eutectic Solvents. *Green Chem.* **2022**, *24*, 4941–4951. [[CrossRef](#)]
79. Mancuso, R.; Maner, A.; Cicco, L.; Perna, F.M.; Capriati, V.; Gabriele, B. Synthesis of Thiophenes in a Deep Eutectic Solvent: Heterocyclodehydration and Iodocyclization of 1-Mercapto-3-Yn-2-Ols in a Choline Chloride/Glycerol Medium. *Tetrahedron* **2016**, *72*, 4239–4244. [[CrossRef](#)]

80. Mancuso, R.; Lettieri, M.; Strangis, R.; Russo, P.; Piccionello, A.P.; De Angelis, S.; Gabriele, B. Iodocyclization of 2-Methylthiophenylacetylenes to 3-Iodobenzothiophenes and Their Coupling Reactions under More Sustainable Conditions. *Asian J. Org. Chem.* **2022**, *11*, e202200353. [[CrossRef](#)]
81. Yang, C.; Pohl, R.; Tichý, M.; Gurská, S.; Pavliš, P.; Džubák, P.; Hajdúch, M.; Hocek, M. Synthesis, Photophysical Properties, and Biological Profiling of Benzothieno-Fused 7-Deazapurine Ribonucleosides. *J. Org. Chem.* **2020**, *85*, 8085–8101. [[CrossRef](#)]
82. Christie, R.M.; Lui, C.H. Studies of Fluorescent Dyes: Part 2. An Investigation of the Synthesis and Electronic Spectral Properties of Substituted 3-(2'-Benzimidazolyl)Coumarins. *Dye Pigment.* **2000**, *47*, 79–89. [[CrossRef](#)]
83. Kostova, I. Coumarins as Inhibitors of HIV Reverse Transcriptase. *Curr. HIV Res.* **2006**, *4*, 347–363. [[CrossRef](#)]
84. Wang, C.J.; Hsieh, Y.J.; Chu, C.Y.; Lin, Y.L.; Tseng, T.H. Inhibition of Cell Cycle Progression in Human Leukemia HL-60 Cells by Esculetin. *Cancer Lett.* **2002**, *183*, 163–168. [[CrossRef](#)] [[PubMed](#)]
85. Rather, I.A.; Ali, R. An Efficient and Versatile Deep Eutectic Solvent-Mediated Green Method for the Synthesis of Functionalized Coumarins. *ACS Omega* **2022**, *7*, 10649–10659. [[CrossRef](#)]
86. Pal, S.; Pal, M. *Isocoumarin, Thiaisocoumarin and Phosphaisocoumarin: Natural Occurrences, Synthetic Approaches and Pharmaceutical Applications*; Elsevier: Amsterdam, The Netherlands, 2018; ISBN 9780128154113.
87. Wright, P.; Staff, U. Xanthene Dyes. In *Kirk-Othmer Encyclopedia of Chemical Technology*; John Wiley & Sons, Inc.: Hoboken, NJ, USA, 2014; pp. 1–19.
88. Ghahsare, A.G.; Nazifi, Z.S.; Nazifi, S.M.R. Structure-Bioactivity Relationship Study of Xanthene Derivatives: A Brief Review. *Curr. Org. Synth.* **2019**, *16*, 1071–1077. [[CrossRef](#)] [[PubMed](#)]
89. Shchekotikhin, Y.M.; Nikolaeva, T.G. Transformations of Sym-Octahydroxanthene-1,8-Diones and 1,8-Dioxo-Sym-Octahydroxanthylum Salts in Recyclization under the Influence of Amines. *Chem. Heterocycl. Compd.* **2006**, *42*, 28–33. [[CrossRef](#)]
90. Shaibuna, M.; Abbas, A.; Kariyottu Kuniyil, M.J.; Sreekumar, K. Sustainable Synthesis of 1,8-Dioxooctahydroxanthenes in Deep Eutectic Solvents (DESs). *New J. Chem.* **2021**, *45*, 8335–8344. [[CrossRef](#)]
91. Katiyar, M.K.; Dhakad, G.K.; Shivani; Arora, S.; Bhagat, S.; Arora, T.; Kumar, R. Synthetic Strategies and Pharmacological Activities of Chromene and Its Derivatives: An Overview. *J. Mol. Struct.* **2022**, *1263*, 133012. [[CrossRef](#)]
92. Sathish, K.; Nagaraju, S.; Kashinath, D. Dimethylurea/L-Tartaric Acid as Deep Eutectic Solvent for One-Pot Synthesis of 2-(Methylamino)-3-Nitrospiro-[Chromene] and N-Methyl-3-Nitro-4H Chromen-2-Amines. *Synth. Commun.* **2021**, *51*, 1242–1251. [[CrossRef](#)]
93. Maiti, B.; Chanda, K. Diversity Oriented Synthesis of Benzimidazole-Based Biheterocyclic Molecules by Combinatorial Approach: A Critical Review. *RSC Adv.* **2016**, *6*, 50384–50413. [[CrossRef](#)]
94. Zhang, M.; Liu, Y.H.; Shang, Z.R.; Hu, H.C.; Zhang, Z.H. Supported Molybdenum on Graphene Oxide/Fe₃O₄: An Efficient, Magnetically Separable Catalyst for One-Pot Construction of Spiro-Oxindole Dihydropyridines in Deep Eutectic Solvent under Microwave Irradiation. *Catal. Commun.* **2017**, *88*, 39–44. [[CrossRef](#)]
95. Nguyen, H.T.; Van Le, T.; Tran, P.H. AC-SO₃H/[CholineCl][Urea]₂ as a Green Catalytic System for the Synthesis of Pyrano[2,3-c]Pyrazole Scaffolds. *J. Environ. Chem. Eng.* **2021**, *9*, 105228. [[CrossRef](#)]
96. Kuo, S.C.; Huang, L.J.; Nakamura, H. Studies on Heterocyclic Compounds. 6.112 Synthesis and Analgesic and Antiinflammatory Activities of 3,4-Dimethylpyrano[2,3-c]Pyrazol-6-One Derivatives. *J. Med. Chem.* **1984**, *27*, 539–544. [[CrossRef](#)] [[PubMed](#)]
97. Zhao, D.; Liu, Y.; Li, Y.; Chen, Y. A Green Synthesis and Antibacterial Activity of Ferrocene-Based Thiazole Derivatives in Choline Chloride/Glycerol Eutectic Solvent. *RSC Adv.* **2022**, *12*, 22054–22059. [[CrossRef](#)] [[PubMed](#)]

Disclaimer/Publisher's Note: The statements, opinions and data contained in all publications are solely those of the individual author(s) and contributor(s) and not of MDPI and/or the editor(s). MDPI and/or the editor(s) disclaim responsibility for any injury to people or property resulting from any ideas, methods, instructions or products referred to in the content.