

RESEARCH ARTICLE

Influences on single-use and reusable cup use: a multidisciplinary mixed-methods approach to designing interventions reducing plastic waste

Ayşe Lisa Allison^{1,2*} , Fabiana Lorencatto² , Mark Miodownik^{1,3}  and Susan Michie^{1,2} 

How to cite

Allison AL, Lorencatto F, Miodownik M, Michie S. Influences on single-use and reusable cup use: a multidisciplinary mixed-methods approach to designing interventions reducing plastic waste. *UCL Open: Environment*. 2021;(3):13. Available from: <https://dx.doi.org/10.14324/111.444/ucloe.000025>

Submission date: 1 December 2020; Acceptance date: 17 August 2021; Publication date: 22 September 2021

Peer review

UCL Open: Environment is an open scholarship publication, all previous versions and open peer review reports can be found online in the *UCL Open: Environment Preprint* server at ucl.scienceopen.com

Copyright and open access

©2021 The Authors. Creative Commons Attribution Licence (CC BY) 4.0 International licence <https://creativecommons.org/licenses/by/4.0/>

Open access

This is an open access article distributed under the terms of the Creative Commons Attribution Licence (CC BY) 4.0 <https://creativecommons.org/licenses/by/4.0/>, which permits unrestricted use, distribution and reproduction in any medium, provided the original author and source are credited.



*Corresponding author

E-mail: ayse.allison.18@ucl.ac.uk

¹UCL Plastic Waste Innovation Hub, University College London, London, UK

²UCL Centre for Behaviour Change, University College London, London, UK

³UCL Mechanical Engineering, University College London, London, UK

Abstract

An estimated 2.5–5 billion single-use coffee cups are disposed of annually in the UK, most of which consist of paper with a plastic lining. Due to the difficulty of recycling poly-coated material, most of these cups end up incinerated or put in landfills. As drinking (take-away) hot beverages is a behaviour, behaviour change interventions are necessary to reduce the environmental impacts of single-use coffee cup waste. Basing the design of interventions on a theoretical understanding of behaviour increases the transparency of the development process, the likelihood that the desired changes in behaviour will occur and the potential to synthesise findings across studies. The present paper presents a methodology for identifying influences on using single-use and reusable cups as a basis for designing intervention strategies. Two behaviour change frameworks: The Theoretical Domains Framework (TDF) and the Capability-Opportunity-Motivation-Behaviour (COMB) model of behaviour, were used to develop an online survey and follow-up interviews. Research findings can inform the selection of intervention strategies using a third framework, the Behaviour Change Wheel (BCW). The application of the methodology is illustrated in relation to understanding barriers and enablers to single-use and reusable cup use across the setting of a London university campus. We have developed a detailed method for identifying behavioural influences relevant to pro-environmental behaviours, together with practical guidance for each step and a worked example. Benefits of this work include it providing guidance on developing study materials and

collecting and analysing data. We offer this methodology to the intervention development and implementation community to assist in the application of behaviour change theory to interventions.

Keywords: single-use; reusable; coffee cups; plastic waste; circular economy; intervention; behaviour change; influences; COM-B; Behaviour Change Wheel

Introduction

Tea and coffee consumption in the UK have become increasingly ‘on the go’ [1]. This has led to a rise in the number of hot drinks sold in cups intended for single use – an estimated 2.5–5 billion single-use coffee cups are disposed of annually in the UK, most consisting of a paper body and plastic lining [2]. Recycling these cups, although technically possible, is limited by a lack of facilities in the UK capable of separating the materials for recycling [2]. Automatic sorting and collecting also pose a challenge [3,4]. The lack of infrastructure to cope with this type of waste means that most single-use cups end up littered, incinerated or in landfill, contributing to environmental degradation [5]. In addition, the carbon dioxide emissions generated by single-use coffee cups are approximately 1.5 times the weight of the cup [6]. Reducing the number of single-use cups in circulation is therefore important for reaching net zero targets [7]. As using single-use cups is a behaviour, behaviour change interventions are necessary to reduce the environmental impacts of single-use coffee cup waste.

There are some preliminary published examples of interventions aimed at reducing use of single-use coffee cups within the scientific literature. These have focussed on the promotion of reusable alternatives. Examples include interventions promoting use of reusable cups across a university campus in Wales [8] and Australia [9]. While these interventions efforts provide useful insights, the results may not be transferable to other university contexts, and they were not designed on a comprehensive understanding of the various barriers and facilitators to using reusable cups within their given university contexts. Behaviour change interventions do not occur in a social vacuum [10]. Aside from differing socio-cultural contexts, the physical environmental contexts of interventions aimed at changing cup use can vary greatly across more tightly knit ‘closed loop’ campus environments versus a university where the campus is spread across a busy metropolis. For instance, in the latter, university catering outlets may be littered amongst other cafes and catering outlets, creating additional challenges to implementation. For example, a single-use coffee cup surcharge implemented in city university cafes could have the unintended consequence of shifting people towards purchasing their hot drinks at other, non-university, catering outlets where such a charge does not exist. In more ‘closed loop’ environments, this extraneous factor may be easier to control for due to a lack of alternatives.

In addition, building an intervention on a theory and evidence informed understanding of behaviour may increase the potential of such interventions being more effective. Aside from the physical context of the intervention, this seemingly simple behaviour of using a reusable cup is located within a complex system of several interacting groups of actors operating at various organisational levels. Guidance for developing and evaluating the kinds of ‘complex’ interventions needed to tackle this type of system point to the importance of grounding interventions in both theory and evidence, local and more general [11,12]. Progress in this area is therefore likely to benefit from formative research to develop understanding of the factors influencing this behaviour in its given context. This way, it is possible to develop interventions that are targeted at the appropriate individual, socio-cultural and contextual influences on a given behaviour.

The purpose of this paper is to present a methodology which can provide the underpinning evidence for a theory of the factors influencing single-use and reusable cup use. By starting from a more comprehensive understanding of the factors influencing a behaviour in its given context, it is more likely that interventions will be effective at changing behaviour.

To this end, our aims are to present a methodology that identifies:

- a) Current behaviour with respect to single-use and reusable cup use;
- b) The various capability, opportunity and motivation related influences on single-use and reusable cup use;
- c) People’s views on potential intervention strategies to promote reusable cup use.

Literature review

Preventative waste management approaches have been identified as more effective and economical than strategies aimed at recovering materials, in particular when they are high volume and low value [13]. For instance, the ‘waste hierarchy’ set out in Article 4 of the European Union’s (EU’s) revised Waste Framework (Directive 2008/98/EC) [14], which ranks waste management options according to what is best for the environment (shown in Fig. 1), identifies item re-use as the optimal strategy to reduce waste once a product has entered circulation. This hierarchy recommends waste management strategies that prioritise reducing the amount of waste in circulation, rather than managing it once it is there. When waste is created, the Waste Hierarchy gives priority to preparing it for re-use, then recycling, then recovery and last of all disposal (e.g., landfill, incineration).

Citizen behaviour change with respects to ‘on-the-go’ hot beverage consumption (i.e., switching from single-use to reusable) therefore plays a key role in reducing the amount of waste from single-use cups. Life cycle assessments have shown the environmental impacts of different types of cups to vary depending on the impact categories investigated [15]. Examples of different impact categories include stratospheric ozone depletion, resource consumption (e.g., land and water use), ecotoxicity and waste [16]. Evidence suggests that replacing single-use plastic cups for reusable ones can significantly reduce waste generation (though this may increase water consumption) [17]. As highlighted above, citizen behaviour change will be key to transition from using single-use cups to using reusable cups. To effectively change behaviour (i.e., design an intervention) we first need to understand why behaviour is as it is and what it would take to bring about the desired change. Using suitable behaviour change intervention development frameworks can aid the process of identifying behavioural influences that need to be targeted for change to occur.

Shown in Fig. 2, the Behaviour Change Wheel (BCW) is an integrated synthesis of 19 other behavioural frameworks. It provides a structured approach for conceptualising problems in behavioural terms and designing behaviour change interventions for individuals, organisations and populations. The wheel

Figure 1

The Waste Hierarchy as set out in Article 4 of the revised Waste Framework (Directive 2008/98/EC).

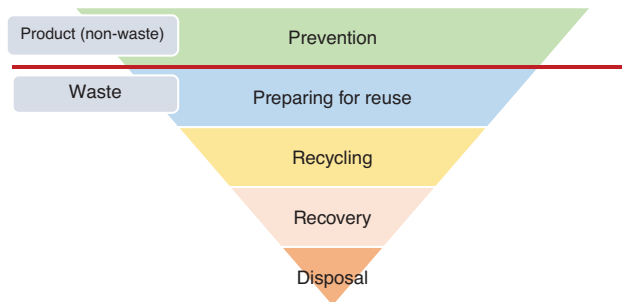
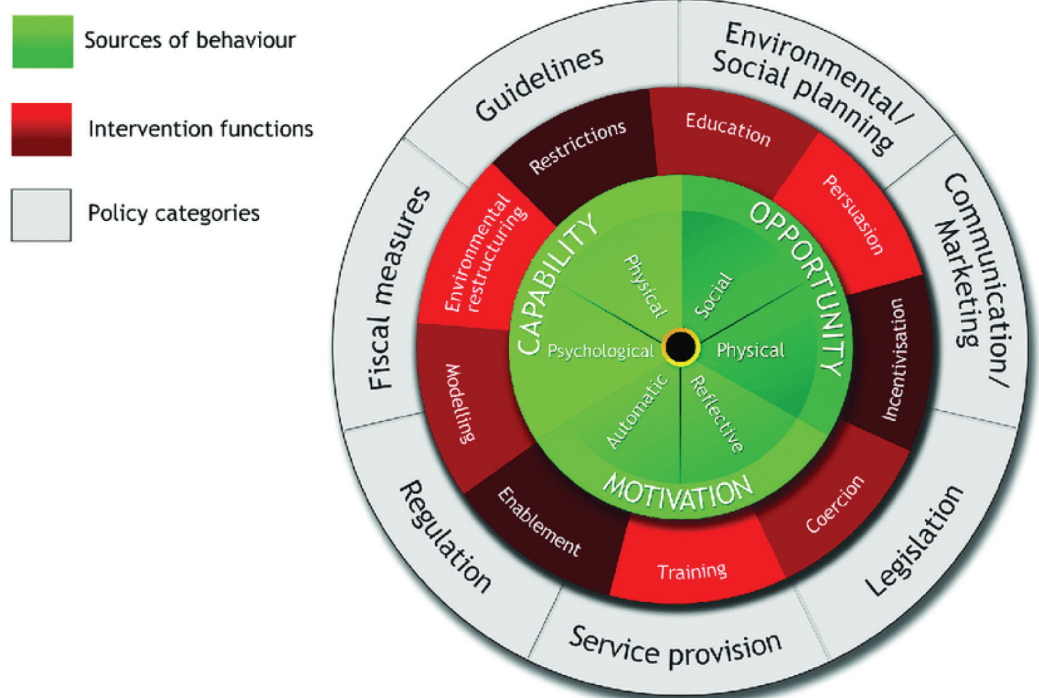


Figure 2

The BCW – a framework for intervention development, evaluation and evidence synthesis [10,18].



itself consists of three parts: 1) An inner hub, which represents, in terms of capability, opportunity and motivation, what needs to be targeted to achieve the desired behaviour change; 2) A middle layer of intervention types, which are broad categories of approach to changing these targets; and 3) An outer layer, which are policy options for leveraging these broad types of intervention.

In terms of method, the BCW advocates three key steps: 1) Behavioural target specification: Identify the precise target(s) of the intervention in terms of what behaviour(s) need(s) to change, to what degree, in what way, in whom and for how long. 2) Behavioural diagnosis: Finding out what would need to change for the behaviour to change in terms of the Capability, Opportunity, Motivation, Behaviour model (COM-B). 3) Intervention development: Using the behavioural diagnosis to select intervention types, policy categories and component behaviour change techniques (elementary components of interventions such as goalsetting, providing rewards, etc.) from the Behaviour Change Techniques Taxonomy [3].

As represented in the inner hub of the BCW, the COM-B model [10,18] was developed as part of this wider intervention development process (shown in Fig. 3). The COM-B model provides a useful framework for identifying the various individual, socio-cultural and situational influences on a behaviour and can be used to identify behavioural targets for interventions. The model posits that for a behaviour to occur, there must be: Capability, Opportunity and Motivation to enact the behaviour. Capability can refer to people’s physical or psychological capability such as their physique and stamina or knowledge, intellectual capacity and memory and decision-making processes. Opportunity can refer to social or physical opportunity such as the social environment of cultures and norms or the physical environment of objects and events with which people interact. Motivation can be automatic or reflective motivation and refers to the intentions, desires, evaluations, habits and instincts that direct human behaviour.

These COM-B categories can be elaborated into the Theoretical Domains Framework (TDF) [19], shown in Table 1. It includes 14 Theoretical Domains, representing individual, socio-cultural and

Figure 3

The COM-B model – a framework for understanding behaviour [10,18].

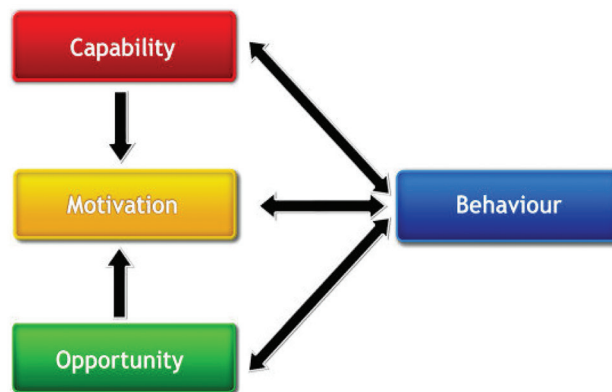
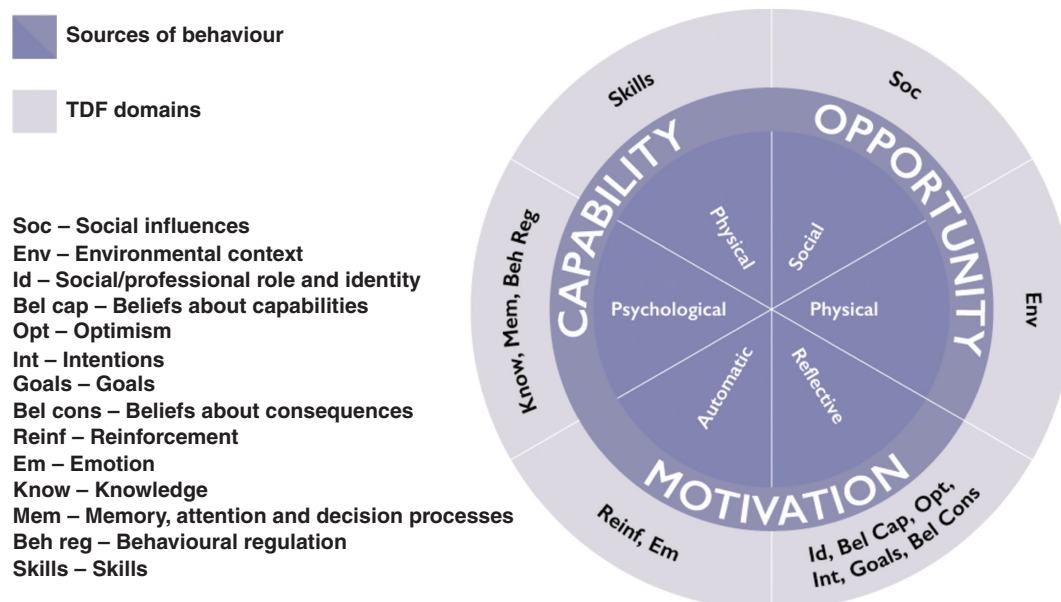


Table 1. The Theoretical Domains Framework – 14 domains of individual, socio-cultural and environmental influences on a behaviour [19]

TDF domain	Explanation
Knowledge	An awareness of the existence of something
Skills	An ability or proficiency acquired through practice
Social/professional role and identity	A coherent set of behaviours and displayed personal qualities of an individual in a social or work setting
Beliefs about capabilities	Acceptance of the truth, reality or validity about an ability, talent or facility that a person can put to constructive use
Optimism	The confidence that things will happen for the best or that desired goals will be attained
Beliefs about consequences	Acceptance of the truth, reality or validity about outcomes of a behaviour in a given situation
Reinforcement	Increasing the probability of a response by arranging a dependent relationship, or contingency, between the response and a given stimulus
Intentions	A conscious decision to perform a behaviour or a resolve to act in a certain way
Goals	Mental representations of outcomes or end states that an individual wants to achieve
Memory, attention and decision processes	The ability to retain information, focus selectively on aspects of the environment and choose between two or more alternatives
Environmental context and resources	Any circumstance of a person’s situation or environment that discourages or encourages the development of skills and abilities, independence, social competence and adaptive behaviour
Social influences	Those interpersonal processes that can cause individuals to change their thoughts, feelings, or behaviours
Emotion	A complex reaction pattern, involving experiential, behavioural, and physiological elements, by which the individual attempts to deal with a personally significant matter or event
Behavioural regulation	Anything aimed at managing or changing objectively observed or measured actions

Figure 4

Fourteen TDF domains linked to COM-B categories.



environmental factors influencing behaviour. These include people’s knowledge and skills, memory, attention and decision-making processes, beliefs about capabilities and consequences, goals and emotions as well as physical and social environmental factors.

The relationship between COM-B categories and TDF domains are shown in Fig. 4. COM-B and TDF may be considered as part of the ‘toolbox’ of behavioural science frameworks that can be used to conduct a ‘behavioural diagnosis’ (i.e., understand the influences on behaviour in its context) [18,20]. In the present study, we aim to use COM-B and TDF as data collection and data analysis frameworks. Research findings can inform selection of intervention strategies by using the BCW. In sharing our paper, we hope to provide an adaptable theory- and evidence-based template that can be used by other intervention practitioners and researchers.

Method and application

Design

We propose a mixed-methods study [21] including an online survey followed by semi-structured interviews conducted with a sample of survey respondents. Mixed methods have been defined as ‘research in which the investigator collects and analyses data, integrates the findings and draws inferences using both qualitative and quantitative approaches or methods in a single study’ [22]. There are various reasons why researchers may opt for mixed-methods. In line with prior rationales for adopting mixed methods [23–25], we chose mixed-methods in order to achieve ‘triangulation’ (i.e., seeking corroboration between quantitative and qualitative data to increase validity of findings) and ‘completeness’ (i.e., combining research approaches to provide a more comprehensive picture of the study phenomenon). This study involves following up a quantitative phase by a qualitative phase in order to explain and explore in more detail the mechanism behind the quantitative survey results [26].

Method

Phase 1: Online Survey

Survey development. A survey was developed in line with Atkin et al.’s guidance for using TDF in implementation research [27]. Three sources were used to develop initial survey items: a prior survey on attitudes towards reusable cups developed by our collaborators at Sheffield University; an evidence review of perceptions, behaviours and interventions related to reducing plastic waste [28]; and discussions with UCL’s Sustainability Team to understand what information would be useful to them in planning the intervention. The first section includes questions about participant

demographic information and current behaviour relating to single-use reusable cups. The subsequent two sections include: open-ended questions and, statements regarding behavioural influences and possible intervention strategies to promote reusable cup use, with agreement expressed on a 5-point Likert scale.

A preliminary set of survey items were subsequently cross referenced with COM-B and TDF to ensure no likely categories of influence were being omitted from the survey. The number of TDF domains and COM-B categories covered and number of questions per domain in a data collection instrument can vary depending on the target behaviour and existing evidence [27]. For example, where prior research or key stakeholder consensus has established that a certain TDF domain/COM-B category is unlikely to be influential on a target behaviour, researchers may consider excluding questions relating to that TDF domain/COM-B category and focusing more on TDF domains/COM-B categories considered more relevant. For instance, questions relating to physical skills are unlikely to be relevant for cup use amongst a general university population. As such, we omitted questions relating to physical capability (COM-B), ensuring the survey was as short as possible in order to encourage a higher completion rate and as well as more thoughtful responses for the included items [29]. To counter this potential limitation, we included an open-ended question where participants could mention factors influencing their behaviour that may not have been covered by our survey. Table 2 shows the relationship between our survey items, psychological constructs, COM-B categories and TDF domains. The final version of the survey is openly available via Open Science Framework (OSF) at <https://osf.io/ujkwe/>.

A hardcopy of the survey was piloted for comprehensibility and feasibility with a sample of UCL students and staff including members of the UCL Plastic Waste Innovation Hub and UCL Sustainability. A digital version, built on Qualtrics [39], was piloted for usability with the same sample of students and staff and a group of behaviour change experts.

Participants. Convenience sampling [40] will be used to recruit participants for the survey. Participants will include university students and staff. Exclusion criteria include being under 18 years of age, having completed the survey previously and not having sufficient English to complete the survey. Entering into a prize draw for gift vouchers will be used as an incentive for survey completion.

We will aim for a minimum total sample size of 172 survey respondents. This is based on a G*Power [41] sample size calculation for a fixed model multiple linear regression with the parameters of effect size = 0.15 (medium), $\alpha = 0.05$, power = 0.95, number of predictors = 10. These parameters were chosen in line with prior guidance for choosing effect size, power and significance parameters in sample size calculations [42]. We chose 10 predictors, for each of the 10 psychological constructs being measured in Table 2.

Procedure. We will advertise the study using UCL social media and email. An advert containing a link to the survey will be posted in a select number of undergraduate and postgraduate Facebook groups and advertised via UCL Twitter pages. In addition, invitation emails containing the survey link will be circulated to a select number of students and staff drawn from a select number of university mailing lists. Informed consent will be obtained from all participants prior to data collection. After completion, participants will be asked to leave their university email addresses if they were willing to be contacted about follow-up interviews and take part in the prize draw.

Analysis. To identify current behaviour with respect to single-use and reusable cup use, responses will be summarised using frequencies and percentages.

To identify the various capability-, opportunity- and motivation-related influences on single-use and reusable cup use, we will compute the mean scale scores for each COM-B category and conduct exploratory factor analyses to assess the internal consistency of survey items. Responses across participant groups, for example, staff versus students will be compared. To identify COM-B categories associated with cup use, we will conduct fixed model multiple linear regression analyses with COM-B categories and psychological constructs as the independent variables and cup use behaviour as the dependant variable. We will analyse responses to the open-ended questions via thematic analysis in line with Braun and Clarke's guidance [43]. Any additional behavioural influences generated will be summarised as frequencies and mapped onto COM-B categories of capability, opportunity and motivation.

To identify people's views on potential intervention strategies to promote reusable cup use we will descriptively summarise the extent to which respondents support certain intervention strategies. Open-ended responses will be analysed by categorising participants' suggested intervention

Table 2. Survey items, related constructs, TDF domains and COM-B categories

COM-B category	TDF domain	Construct	Survey item	Rationale
Psychological capability	Knowledge	n/a	n/a	n/a
	Memory, attention, decision processes	Memory [1]	<ul style="list-style-type: none"> I'm likely to forget to take a reusable cup with me 	Adapted from O'Brian et al. [30], Cane et al. [19] and Michie et al. [18]
Physical capability	Behavioural regulation	n/a	n/a	n/a
	Skills	n/a	n/a	n/a
Physical opportunity	Environmental context and resources	Resources/material [4]	<ul style="list-style-type: none"> I don't have enough space to carry a reusable cup around with me all day Cleaning a reusable cup is too inconvenient Reusable cups are too expensive to buy There aren't enough facilities on campus to clean reusable cups Most of my colleagues/friends don't use a reusable cup 	Adapted from Oliveira et al. [31] Cane et al. [19] and Michie et al. [18]
	Social influences	Descriptive norms [1]	<ul style="list-style-type: none"> I feel guilty if I buy a drink in a single-use cup 	Adapted from Wakefield et al. [32] and Ciardini et al. [33]
Automatic motivation	Emotion	Affect [1]	<ul style="list-style-type: none"> I don't like how my drink tastes in a reusable cup 	Adapted from Wakefield et al. [32] and Russell et al. [34]
	Reinforcement	Reinforcement [1]	<ul style="list-style-type: none"> I feel good about myself when I use a reusable cup 	Adapted from Skinner et al. [35] Wakefield et al. [32]
Reflective motivation	Social/professional role and identity	Role/identity [1]	<ul style="list-style-type: none"> I think reusable cups are good for the environment I think single-use cups are harmful for the environment Reusable cups don't look as good as single use cups I don't think reusable cups to be hygienic 	Adapted from Cane et al. [19] and Wakefield et al. [32]
	Beliefs about capabilities and consequences	Attitudes [4]	<ul style="list-style-type: none"> It makes no difference to the environment whether I use a reusable cup or not A reusable cup may leak in my bag 'Would you like to own a reusable cup?' [Definitely yes/Probably yes/Not sure/Probably not/Definitely not] I have too many other things to think about other than the type of cup I buy my hot drinks in 	n/a Adapted from Wakefield et al. [32] Aizen et al. [36]
	Optimism	Outcome expectancies [2]		Adapted from Bandura et al. [37] and Wakefield et al. [32]
	Intention	Intention [1]		Adapted from Cane et al. [19] and Aizen et al. [36]
	Goals	Priorities [1]		Adapted from West et al. [38] and Wakefield et al. [32]

strategies according to BCW intervention types and component Behaviour Change Techniques from the Behaviour Change Techniques Taxonomy [44].

Phase 2: Follow-up interviews

Participants. Purposive sampling [40] will be used to recruit participants. From the survey respondents willing to be contacted for follow-up interviews, we will purposefully invite 15–20 participants to ensure an equal gender split across staff, undergraduates and postgraduates.

Interview schedule development. An interview schedule will be developed in line with guidance from Atkins et al. [27]. The interviews will explore in more depth the influences on single-use and reusable cup use identified in the survey. It will be developed based on TDF domains. It will include at least one open-ended question per domain, followed by a series of follow-up prompts. A draft topic guide is openly available via OSF showing how each of the questions are linked to TDF domains: <https://osf.io/ujkwe/>. Final questions will be refined, depending on the results of the survey, in order to explore the most relevant barriers and enablers to single-use and reusable cup use. We will pilot the final version of the interview guide with three students and three staff members prior to data collection.

Procedure. Participants will be invited for an interview and consent sought prior to the interview via their UCL emails. We will conduct interviews over an online video-conferencing platform offering end-to-end encryption, lasting an estimated 20–45 minutes. They will be audiotaped and transcribed verbatim for analysis.

Analysis. We will conduct an inductive thematic analysis in line with Braun and Clarke's approach [43] and map emergent themes onto COM-B categories. Additional guidance on conducting thematic analysis can be found elsewhere [45,46]. In line with the analysis taken by others investigating influences on behaviours related to reducing plastic waste [47], below is a summary of the steps we will take:

- a) *Familiarisation with the data.* This involves breaking the transcript down into units of 'utterances', reading through all the utterances and noting down any recurring patterns;
- b) *Generation of initial codes to indicate themes.* As utterances are assigned codes, a coding framework detailing code labels and definitions can be developed and revised iteratively to help guide subsequent coding;
- c) *Searching for themes.* This involves organising codes into a tentative set of candidate themes;
- d) *Review of themes.* This involves a back-and-forth process of revisiting the raw interview data and coding framework in order to update the names, descriptions and definitions of candidate themes;
- e) *Mapping of emergent themes onto the COM-B categories of barriers and enablers.* In this step themes are mapped depending on whether they refer to capability, opportunity and motivation. They are barriers if they hinder the target behaviour and an enabler if they promote the target behaviour;
- f) *Assignment of names and definitions for themes.* This involves finalising the name, definition, description and example quotes for each theme;
- g) *Production of the report.* This involves writing up the analysis with feedback from co-investigators.

Case study description

The study setting is the central Bloomsbury campus of University College London whose sustainability strategy is to be single-use plastic free by 2024. Efforts to increase reusable cup use across the UCL campus have had varied success. First, UCL freely distributed reusable cups to students during their 'fresher's' week with the aim of promoting their use across the campus catering outlets. This was followed by a 'ditch the disposable' campaign where a disposable coffee cup charge ('latte levy') was implemented across the campus [48]. Although there was an initial increase in the number of hot drink sales made in reusable cups, this plateaued at an average 20%–25% across all campus catering outlets. As previous efforts to eradicate single-use coffee cups across the campus had been of limited effectiveness, the

university aims to develop of an intervention informed by behavioural science. The study is a collaboration between behavioural scientists at UCL's Centre for Behaviour Change [49], the multi-disciplinary team at the Plastic Waste Innovation Hub [50], UCL's Sustainability team [51], representatives from UCL's catering team and Sheffield University's plastics research and innovation hub [52].

Discussion

Solving many of society's sustainability challenges rely on changing human behaviour. A consideration of behaviour change is therefore critical for solutions aimed at sustaining environmental health. Seemingly simple behaviours, such as using single-use and reusable cups are located within complex systems of several interacting groups of actors (e.g., customers, manufacturers, suppliers, policy makers), operating across different groups (e.g., individual, community, population) and at various organisational levels (e.g., local, governmental). Behavioural science can aid in the designing of theory and evidence-based strategies that are more likely to be effective at achieving sustainable behaviour change.

There is a wealth of literature using behaviour change frameworks to understand, change and synthesise evidence related to health-significant behaviours [53–58]. However, applications of behaviour change science are required in many areas beyond this. Examples of TDF applied to understanding behaviours outside of healthcare include participation in citizen science [59], cybersecurity behaviour [60] and behavioural science evidence uptake [61]. Applications of COM-B outside of healthcare include understanding how to encourage higher welfare food choices [62] and data leakage in financial organisations [63].

There have been only a few published examples of COM-B and TDF applied to an environmentally-significant target behaviour. Such applications of TDF include a case study on understanding recycling at a London university [64]. Applications of COM-B include understanding purchase of biodegradable and compostable plastic packaging [47], plant-based diet adoption [65], household water conservation [66] and sustainable food choice [67]. The design of our method is therefore useful and novel in terms of its application within a sustainability context. We outline a clear sequence of activities for understanding single-use and reusable cup use and have illustrated its applicability within in a large metropolitan university context. It can serve as a template for understanding a wide variety of environmentally significant behaviours and foundation for designing interventions that sustain environmental health.

Conclusion

Prior interventions aimed at changing citizens' cup use have not been informed by behaviour change theory. The benefits of using integrative theoretical frameworks in behaviour change research include an improved understanding of the factors that encourage, hinder and/or maintain behaviour. When this evidence is applied to intervention development, this leads to the design of behaviour change strategies that are more likely to be effective. Our methodology provides an adaptable template, with guidance, that can be used by other intervention practitioners and researchers to design such theoretically informed interventions. By openly documenting our methods before carrying our studies we also increase the transparency of the behaviour change research process.

Acknowledgements

The UCL Plastic Waste Innovation Hub is funded by the EPSRC and UKRI, under grant EP/S024883/1. We thank Richard Jackson (richard.jackson@ucl.ac.uk) and Ben Stubbs (b.stubbs@ucl.ac.uk) at UCL Sustainability, and Professor Thomas Webb (t.webb@sheffield.ac.uk) and Dr Harriet Baird (h.baird@sheffield.ac.uk) for their help developing data collection materials. We thank the wider team at the UCL Plastic Waste Innovation Hub for their help piloting the online survey and, in particular, Ruby Wright (rubywrightillustration@gmail.com) for their development of all artistic materials used in this study. We also thank Dr Jo Hale (j.hale@ucl.ac.uk) for their assistance in reviewing earlier versions of the manuscript and Danielle Purkiss (danielle.purkiss@ucl.ac.uk) at the UCL Plastic Waste Innovation Hub for creating Fig. 4 in the manuscript.

Authors contribution

Ayşe Lisa Allison, Fabiana Lorencatto, Susan Michie and Mark Miodownik, conceptualisation; Mark Miodownik, funding acquisition; Ayşe Lisa Allison, Fabiana Lorencatto and Susan Michie, methodology; Ayşe Lisa Allison; Supervision, Fabiana

Lorenatto, Susan Michie and Mark Miodownik, project administration; Fabiana Lorenatto, Susan Michie, Mark Miodownik, validation; Ayşe Lisa Allison, writing – original draft; Ayşe Lisa Allison, Fabiana Lorenatto, Susan Michie and Mark Miodownik, writing – review and editing.

Declarations and conflict of interest

The authors declare no conflicts of interest in connection to this article.

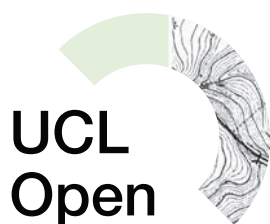
Open data and materials availability

The datasets generated during and/or analysed during the current study are available in the repository: <https://osf.io/ujkwe/>.

References

- [1] Ferreira J. Café nation? Exploring the growth of the UK café industry. *Area*. 2017;49(1):69–76.
- [2] Committee HoCEA. Disposable Packaging: Coffee Cups. 2018.
- [3] Gasde J, Woidasky J, Moesslein J, Lang-Koetz C. Plastics recycling with tracer-based-sorting: challenges of a potential radical technology. *Sustainability*. 2021;13(1):258.
- [4] Rani M, Marchesi C, Federici S, Rovelli G, Alessandri I, Vassalini I, et al. Miniaturized near-infrared (MicroNIR) spectrometer in plastic waste sorting. *Materials*. 2019;12(17):2740.
- [5] Ziada H. editor. *Disposable coffee cup waste reduction study*. Hamilton: McMaster University; 2009.
- [6] Lenaghan M. editor. *Disposable coffee cups: why are they a problem, and what can be done*. Edinburgh: Zero Waste Scotland; 2017.
- [7] Committee CC. Reaching Net Zero in the UK. Available from: <https://www.theccc.org.uk/uk-action-on-climate-change/reaching-net-zero-in-the-uk/> [Accessed 13 July 2021].
- [8] Poortinga W, Whitaker L. Promoting the use of reusable coffee cups through environmental messaging, the provision of alternatives and financial incentives. *Sustainability*. 2018;10(3):873.
- [9] Novoradovskaya E, Mullan B, Hasking P, Uren HV. My cup of tea: behaviour change intervention to promote use of reusable hot drink cups. *J Clean Prod*. 2021;284:124675.
- [10] Michie S, Atkins L, West R. editors. *The behaviour change wheel. A guide to designing interventions*. 1st ed. Sutton, UK: Silverback Publishing; 2014:1003–10.
- [11] Craig P, Dieppe P, Macintyre S, Michie S, Nazareth I, Petticrew M. Developing and evaluating complex interventions: the new Medical Research Council guidance. *BMJ*. 2008;337:a1655.
- [12] French SD, Green SE, O'Connor DA, McKenzie JE, Francis JJ, Michie S, et al. Developing theory-informed behaviour change interventions to implement evidence into practice: a systematic approach using the Theoretical Domains Framework. *Implement Sci*. 2012;7(1):1–8.
- [13] Hansen W, Christopher M, Verbuecheln M. editors. *EU waste policy and challenges for regional and local authorities*. Berlin, Germany: Ecological Institute for International and European Environmental Policy; 2002.
- [14] Union E. Directive 2008/98/EC of the European Parliament and the Council of 19 November 2008 on Waste and Repealing Certain Directives. *Off J Eur Union*. 2008.
- [15] Vercauteren A, Spirinckx C, Geerken T. Life cycle assessment and eco-efficiency analysis of drinking cups used at public events. *Int J Life Cycle Assess*. 2010;15(2):221–30.
- [16] Stranddorf HK, Hoffmann L, Schmidt A. LCA technical report: impact categories, normalization and weighting in LCA. Update on selected EDIP97-data. FORCE Technology–Dk–TEKNIK Dinamarca: Serietitel, 2003 Disponivel. Available from: http://www.lcacenter.dk/lcacenter_docs/showdoc.asp. 2005. [Accessed 13 July 2021].
- [17] Barros MV, Puglieri FN, Tesser DP, Kuczynski O, Piekarski CM. Sustainability at a Brazilian university: developing environmentally sustainable practices and a life cycle assessment case study. *Int J Sustain High Educ*. 2020;21:841–859.
- [18] Michie S, Van Stralen MM, West R. The behaviour change wheel: a new method for characterising and designing behaviour change interventions. *Implement Sci*. 2011;6(1):42.
- [19] Cane J, O'Connor D, Michie S. Validation of the theoretical domains framework for use in behaviour change and implementation research. *Implement Sci*. 2012;7(1):37.
- [20] England PH. Achieving behaviour change: a guide for local government and partners 2020. Available from: <https://www.gov.uk/government/publications/behaviour-change-guide-for-local-government-and-partners> [Accessed 13 July 2021].
- [21] Onwuegbuzie AJ, Collins KM. A typology of mixed methods sampling designs in social science research. *Qual Rep*. 2007;12(2):281–316.
- [22] Tashakkori A, Teddlie C. *Sage handbook of mixed methods in social & behavioral research*. Newbury Park, CA: Sage; 2010.
- [23] Bryman A. Barriers to integrating quantitative and qualitative research. *J Mix Methods Res*. 2007;1(1):8–22.
- [24] Greene JC, Caracelli VJ, Graham WF. Toward a conceptual framework for mixed-method evaluation designs. *Educ Eval Policy Anal*. 1989;11(3):255–74.
- [25] Doyle L, Brady A-M, Byrne G. An overview of mixed methods research. *J Res Nurs*. 2009;14(2):175–85.
- [26] Creswell JW, Klassen AC, Plano Clark VL, Smith KC. Best practices for mixed methods research in the health sciences. *Bethesda (MD): Natl Inst Health*. 2011;2013:541–5.
- [27] Atkins L, Francis J, Islam R, O'Connor D, Patey A, Ivers N, et al. A guide to using the Theoretical Domains Framework of behaviour change to investigate implementation problems. *Implement Sci*. 2017;12(1):77.
- [28] Heidbreder LM, Bablok I, Drews S, Menzel C. Tackling the plastic problem: a review on perceptions, behaviors, and interventions. *Sci Total Environ*. 2019;668:1077–93.
- [29] SurveyMonkey. Surveys 101. Available from: <https://www.surveymonkey.com/mp/survey-guidelines/> [Accessed 13 July 2021].

- [30] O'Brien J, Thondhlana G. Plastic bag use in South Africa: perceptions, practices and potential intervention strategies. *Waste Manage.* 2019;84:320–8.
- [31] Oliveira V, Sousa V, Vaz J, Dias-Ferreira C. Model for the separate collection of packaging waste in Portuguese low-performing recycling regions. *J Environ Manage.* 2018;216:13–24.
- [32] Wakefield A, Axon S. 'I'm a bit of a waster': identifying the enablers of, and barriers to, sustainable food waste practices. *J Clean Produc.* 2020;275:122803.
- [33] Cialdini RB, Kallgren CA, Reno RR. A focus theory of normative conduct: a theoretical refinement and reevaluation of the role of norms in human behavior. *Adv Exp Soc Psychol.* 1991;24:201–34.
- [34] Russell SV, Young CW, Unsworth KL, Robinson C. Bringing habits and emotions into food waste behaviour. *Resour Conserv Recycl.* 2017;125:107–14.
- [35] Skinner BF. Operant behavior. *Am Psychol.* 1963;18(8):503.
- [36] Ajzen I. The theory of planned behavior. *Organ Behav Hum Decis Process.* 1991;50(2):179–211.
- [37] Bandura A. Health promotion from the perspective of social cognitive theory. *Psychol Health.* 1998;13(4):623–49.
- [38] West R, Brown J. *Theory of addiction.* Oxford: Wiley, 2013.
- [39] Qualtrics. 2020. Available from: <https://www.qualtrics.com/uk/> [Accessed 13 July 2021].
- [40] Etikan I, Musa SA, Alkassim RS. Comparison of convenience sampling and purposive sampling. *Am J Theor Appl Stat.* 2016;5(1):1–4.
- [41] Faul F, Erdfelder E, Buchner A, Lang A-G. Statistical power analyses using G* Power 3.1: Tests for correlation and regression analyses. *Behav Res Methods.* 2009;41(4):1149–60.
- [42] Kadam P, Bhalerao S. Sample size calculation. *Int J Ayurveda Res.* 2010;1(1):55.
- [43] Braun V, Clarke V. Using thematic analysis in psychology. *Qual Res Psychol.* 2006;3(2):77–101.
- [44] Michie S, Richardson M, Johnston M, Abraham C, Francis J, Hardeman W, et al. The behavior change technique taxonomy (v1) of 93 hierarchically clustered techniques: building an international consensus for the reporting of behavior change interventions. *Ann Behav Med.* 2013;46(1):81–95.
- [45] Nowell LS, Norris JM, White DE, Moules NJ. Thematic analysis: striving to meet the trustworthiness criteria. *Int J Qual Methods.* 2017;16(1):1609406917733847.
- [46] Maguire M, Delahunt B. Doing a thematic analysis: a practical, step-by-step guide for learning and teaching scholars. *Ireland J High Educ.* 2017;9(3).
- [47] Allison AL, Lorencatto F, Michie S, Miodownik M. Barriers and enablers to buying biodegradable and compostable plastic packaging. *Sustainability.* 2021;13(3):1463.
- [48] UCL. 'Ditch the Disposable' 2018. Available from: <https://www.ucl.ac.uk/sustainable/ditch-disposable> [Accessed 13 July 2021].
- [49] UCL. Centre For Behaviour Change. Available from: <https://www.ucl.ac.uk/behaviour-change/> [Accessed 13 July 2021].
- [50] UCL. Plastic Waste Innovation Hub. Available from: <https://www.plasticwastehub.org.uk/> [Accessed 13 July 2021].
- [51] UCL. Sustainable UCL. Available from: <https://www.ucl.ac.uk/sustainable/> [Accessed 13 July 2021].
- [52] Sheffield Uo. Plastics: Redefining Single-Use. Available from: <http://grantham.sheffield.ac.uk/research-projects/define-single-use-plastic/> [Accessed 13 July 2021].
- [53] Graham-Rowe E, Lorencatto F, Lawrenson J, Burr J, Grimshaw J, Ivers N, et al. Barriers to and enablers of diabetic retinopathy screening attendance: a systematic review of published and grey literature. *Diabet Med.* 2018;35(10):1308–19.
- [54] Barker F, Atkins L, de Lusignan S. Applying the COM-B behaviour model and behaviour change wheel to develop an intervention to improve hearing-aid use in adult auditory rehabilitation. *Int J Audiol.* 2016;55(suppl 3):S90–S8.
- [55] Samdal GB, Eide GE, Barth T, Williams G, Meland E. Effective behaviour change techniques for physical activity and healthy eating in overweight and obese adults; systematic review and meta-regression analyses. *Int J Behav Nutr Phys Act.* 2017;14(1):42.
- [56] Johnson B, Zarnowiecki D, Hendrie GA, Mauch CE, Golley RK. How to reduce parental provision of unhealthy foods to 3- to 8-year-old children in the home environment? A systematic review utilizing the Behaviour Change Wheel framework. *Obes Rev.* 2018;19(10):1359–70.
- [57] Presseau J, Schwalm J, Grimshaw JM, Wittman HO, Natarajan MK, Linklater S, et al. Identifying determinants of medication adherence following myocardial infarction using the Theoretical Domains Framework and the Health Action Process Approach. *Psychol Health.* 2017;32(10):1176–94.
- [58] Gardner B, Smith L, Lorencatto F, Hamer M, Biddle SJ. How to reduce sitting time? A review of behaviour change strategies used in sedentary behaviour reduction interventions among adults. *Health Psychol Rev.* 2016;10(1):89–112.
- [59] Kam W, Haklay M, Lorke J. Exploring factors associated with participation in citizen science among UK museum visitors aged 40–60: a qualitative study using the theoretical domains framework and the capability opportunity motivation-behaviour model. *Public Underst Sci.* 2021;30(2):212–228.
- [60] Mashiane T, Kritzing E, editors. *Theoretical Domains Framework Applied to Cybersecurity Behaviour.* Springer: Computer Science On-line Conference; 2020.
- [61] Curtis K, Fulton E, Brown K. Factors influencing application of behavioural science evidence by public health decision-makers and practitioners, and implications for practice. *Prev Med Rep.* 2018;12:106–15.
- [62] Cornish A, Jamieson J, Raubenheimer D, McGreevy P. Applying the behavioural change wheel to encourage higher welfare food choices. *Animals.* 2019;9(8):524.
- [63] van der Kleij R, Wijn R, Hof T. An application and empirical test of the Capability Opportunity Motivation-Behaviour model to data leakage prevention in financial organizations. *Comput Secur.* 2020;97:101970.
- [64] Gainforth HL, Sheals K, Atkins L, Jackson R, Michie S. Developing interventions to change recycling behaviors: A case study of applying behavioral science. *Appl Environ Educ Commun.* 2016;15(4):325–39.
- [65] Graça J, Godinho CA, Truninger M. Reducing meat consumption and following plant-based diets: Current evidence and future directions to inform integrated transitions. *Trends Food Sci Technol.* 2019;91:380–90.
- [66] Addo IB, Thoms MC, Parsons M. Barriers and drivers of household water-conservation behavior: a profiling approach. *Water.* 2018;10(12):1794.
- [67] Hedin B, Katzeff C, Eriksson E, Pargman D. A systematic review of digital behaviour change interventions for more sustainable food consumption. *Sustainability.* 2019;11(9):2638.



UCL
Open

UCLPRESS

Extra information

UCL Open: Environment is an open scholarship publication, all previous versions and open peer review reports can be found online in the *UCL Open: Environment Preprint* server at ucl.scienceopen.com