




CORRECTION



Correction: Optical coherence tomography angiography measurements in Parkinson's disease: a systematic review and meta-analysis

Mohammad Amin Salehi , Fateme Rezaghali , Soheil Mohammadi, Seyed Sina Zakavi, Ali Jahanshahi, Mahdi Gouravani, Ghasem Yazdanpanah, Ian Seddon, Sayena Jabbehdari and Rishi P. Singh 

© The Author(s), under exclusive licence to The Royal College of Ophthalmologists 2023

Eye (2023) 37:3298; <https://doi.org/10.1038/s41433-023-02691-w>

Correction to: *Eye* <https://doi.org/10.1038/s41433-023-02483-2>, published online 20 March 2023

The original version of this article unfortunately contained some mistakes. In the sub-section “Density measurements in deep capillary plexus”, the following sentence “Meta-analysis of these three studies also did not reveal any significant changes (MD,

−0.61; 95% CI [−1.78 to 0.56]; $P = 0.30$; $I^2 = 0.00$)” was corrected to read “Meta-analysis of these two studies (26,40) also did not reveal any significant changes (MD, −0.61; 95% CI [−1.78 to 0.56]; $P = 0.30$; $I^2 = 0.00$)”. Additionally, the reference numbers in the tables 1, 2, 3, as well as the Supplementary Tables S1 and S2 have been corrected. The original article has been corrected.