



Review

Monoterpene Thiols: Synthesis and Modifications for Obtaining Biologically Active Substances

Denis V. Sudarikov ^{1,*}, Liliya E. Nikitina ², Patrick Rollin ³, Evgeniy S. Izmet'sev ¹
and Svetlana A. Rubtsova ¹

¹ Institute of Chemistry, Federal Research Center "Komi Scientific Center", Ural Branch, Russian Academy of Sciences, 167000 Syktyvkar, Russia; evgeniyizmetsev@rambler.ru (E.S.I.); rubtsova-sa@chemi.komisc.ru (S.A.R.)

² General and Organic Chemistry Department, Kazan State Medical University, 49 Butlerov St., 420012 Kazan, Russia; nikitl@mail.ru

³ Institute of Organic and Analytical Chemistry (ICOA), Université d'Orléans et the French National Center for Scientific Research (CNRS), UMR 7311, BP 6759, F-45067 Orléans, France; patrick.rollin@univ-orleans.fr

* Correspondence: sudarikov_dv@yahoo.com; Tel.: +7-8212-241-045

Abstract: Monoterpene thiols are one of the classes of natural flavors that impart the smell of citrus fruits, grape must and wine, black currants, and guava and are used as flavoring agents in the food and perfume industries. Synthetic monoterpene thiols have found an application in asymmetric synthesis as chiral auxiliaries, derivatizing agents, and ligands for metal complex catalysis and organocatalysts. Since monoterpenes and monoterpenoids are a renewable source, there are emerging trends to use monoterpene thiols as monomers for producing new types of green polymers. Monoterpene thioderivatives are also known to possess antioxidant, anticoagulant, antifungal, and antibacterial activity. The current review covers methods for the synthesis of acyclic, mono-, and bicyclic monoterpene thiols, as well as some investigations related to their usage for the preparation of the compounds with antimicrobial properties.

Keywords: monoterpenoids; thiols; asymmetric synthesis; disulfides; thiosulfonates; sulfenimines; sulfinamides; antimicrobial activity



Citation: Sudarikov, D.V.; Nikitina, L.E.; Rollin, P.; Izmet'sev, E.S.; Rubtsova, S.A. Monoterpene Thiols: Synthesis and Modifications for Obtaining Biologically Active Substances. *Int. J. Mol. Sci.* **2023**, *24*, 15884. <https://doi.org/10.3390/ijms242115884>

Academic Editor: Antonella Piozzi

Received: 10 October 2023

Revised: 26 October 2023

Accepted: 30 October 2023

Published: 1 November 2023



Copyright: © 2023 by the authors. Licensee MDPI, Basel, Switzerland. This article is an open access article distributed under the terms and conditions of the Creative Commons Attribution (CC BY) license (<https://creativecommons.org/licenses/by/4.0/>).

1. Introduction

Sulfur-containing monoterpenoids, and especially thiols, being natural flavoring agents that impart the pleasant aroma to citrus fruits, wine, and black currants, are of interest in the exploration of flavors and fragrances [1–4]. Synthetic monoterpene thiols, known for their natural enantiomeric purity, have found applications in asymmetric synthesis. For example, pinane, menthane, and bornane thiols are used as chiral auxiliaries [5–10], chiral ligands for metal complex catalysis [11–14], organocatalysts [15], and chiral resolving agents [16]. Recently, there has been a tendency to exploit monoterpenes—in particular, monoterpene thiols—as monomers for producing green polymers [17,18].

The spread of multidrug-resistant pathogenic microorganisms poses the challenge of searching for new antimicrobials with novel modes of action to which microorganisms have not yet developed resistance [19]. The acquisition of genes encoding efflux systems or enzymes able to hydrolyze antimicrobials, the increased biofilm formation, and the structural changes in target molecules and the cell wall reduce the effectiveness of traditional antibiotics [20].

Among the various classes of molecules which can keep down the growth of pathogenic bacteria and fungi, monoterpene derivatives stand out for their broad spectrum of antimicrobial activity [21–23]. The ability of monoterpenoids to inhibit the growth of diverse bacteria and fungi has been reported [21,24–29].

The combination of terpenes with known antimicrobials increases the activity of the latter [30–32]. The introduction of sulfur functional groups into the structure of biologically active terpenes often enhances the antibacterial and antifungal activity of the resulting thio-modified monoterpenoids compared to the original terpenes [21,29,33–36]. Pinane and menthane sulfides containing a fragment of 2-mercaptoacetic acid methyl ester showed a wide range of antifungal activity against pathogenic strains of *Candida albicans* and a number of mycelial fungi [21,29].

The reason for these synergistic effects may be explained by the increased affinity of terpenes for the membrane or membrane-associated proteins. The binding site for cyclic hydrocarbons, including terpenes, is known to be in the cell membrane of pathogenic microorganisms [37]. Some terpenes, such as limonene, α - and β -pinenes, and γ -terpinene, can suppress respiration and other energy-dependent processes localized in the cell membranes of fungi and bacteria [22,38–41]. Furthermore, some terpene derivatives interact with eukaryotic cell membranes [29,42].

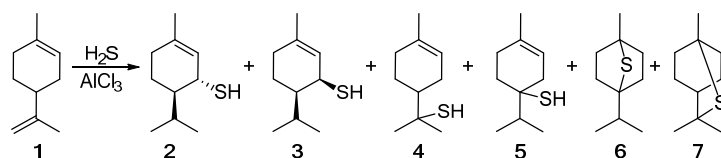
Only a few reviews have been devoted to the synthesis and biological activity of thio-modified monoterpenoids [21,29,43]. The current review covers methods for the synthesis of acyclic, mono-, and bicyclic monoterpene thiols, as well as some investigations related to their usage for preparing new compounds with antimicrobial properties.

2. Synthesis of Monoterpene Thiols

Thiols are one of the most convenient synthons in the synthesis of organosulfur compounds. The typical methods to prepare monoterpene thiols include the electrophilic addition of H_2S or dithiols to the double bond of monoterpenes; nucleophilic substitution of halides; tosylates/mesylates obtained from corresponding monoterpene alcohols; thia-Michael addition of S-nucleophiles to α,β -unsaturated ketones; nucleophilic epoxide ring opening; nucleophilic substitution of the activated methylene protons; and reduction of sulfochlorides, dithiolanes, thiiranes, and sultones.

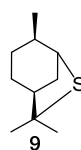
2.1. Synthesis from Alkenes

The synthesis of terpene thiols from limonene, α -pinene, α -, γ -terpinenes, terpinolene, and 3-carene via a reaction of them with H_2S in the presence of Lewis acids such as $AlCl_3$ or $AlBr_3$ is described in [44]. The addition of H_2S usually occurs without selectivity and is accompanied by numerous side reactions, including the rearrangement of the terpene skeleton, especially in cases with bicyclic systems. The addition of H_2S to limonene **1** catalyzed by $AlCl_3$ proceeds with no regioselectivity and gives thiols **2–5** in low yields, with the intramolecular cyclization of thiols **4** and **5** at the double bond affording sulfides **6** and **7** as the main products (Scheme 1) [45–47].



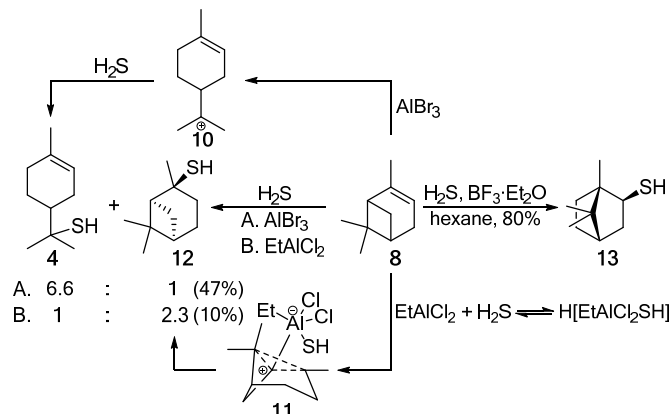
Scheme 1. The addition of H_2S to limonene **1** catalyzed by $AlCl_3$.

The interaction of α -pinene **8** with H_2S under the same conditions leads to products **2–7**, as well as cyclic sulfide **9** [44].



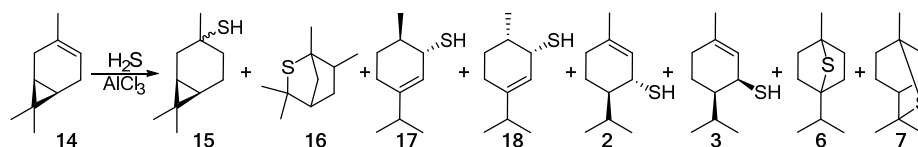
Electrophilic thiylation of α -pinene **8** with H_2S in the presence of $AlBr_3$ (A) is followed by the pinene–menthane rearrangement, providing carbocation **10**, which, when reacting

with H₂S, gives thiol **4**. The softer Lewis acid EtAlCl₂ (B) stereoselectively catalyzes the anti-addition of H₂S via the formation of intermediate **11** and leads to *trans*-pinane-2-thiol **12** (Scheme 2) [4]. With a strong Lewis acid (BF₃·Et₂O) used as a catalyst, the Wagner–Meerwein rearrangement occurs to yield isobornanethiol **13** [4,46].



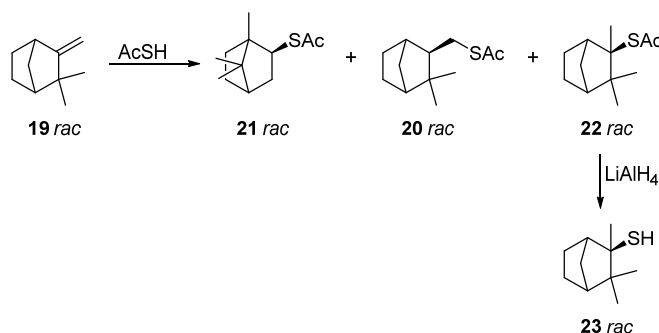
Scheme 2. The addition of H₂S to α -pinene **8**.

The addition of hydrogen sulfide to 3-carene **14** in the presence of AlCl₃ proceeds nonselectively to give the products in low yields. The detected products included a mixture of *cis*- and *trans*-thiols **15**; episulfides **16**, **6**, and **7**; and *para*-menthane thiols **17**, **18**, **2**, and **3** (Scheme 3) [44].



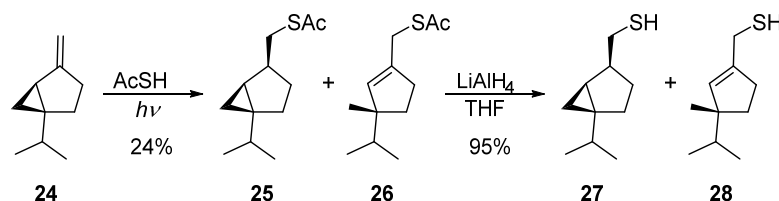
Scheme 3. The addition of H₂S to 3-carene **14** catalyzed by AlCl₃.

Reactions of racemic camphene **19** with thioacetic acid under various conditions were investigated in [48] (Scheme 4). It was established that, under catalyst-free conditions and with a long reaction time (12 h), the anti-Markovnikov product **20** was predominantly formed. The use of *p*-toluenesulfonic acid as a catalyst also leads to thioester **20**, but in a 15% yield. Catalysis with trifluoromethanesulfonic acid (TfOH) and InCl₃ at different temperatures gives different ratios of products. The optimal yield of thioacetate **21** (75%), a product of the Wagner–Meerwein rearrangement, was achieved using a catalyst TfOH at 40 °C for 20 min. The yield of a by-product, thioacetate **20**, from this procedure does not exceed 25%. The best method to obtain Markovnikov product **22** (82%) with a preserving camphene structure was catalysis via In(OTf)₃ at ≤ 0 °C. The deacylation of thioacetate **22** with LiAlH₄ leads to racemic camphane thiol **23** at an 86% yield.



Scheme 4. Synthesis of camphane thiol **23**.

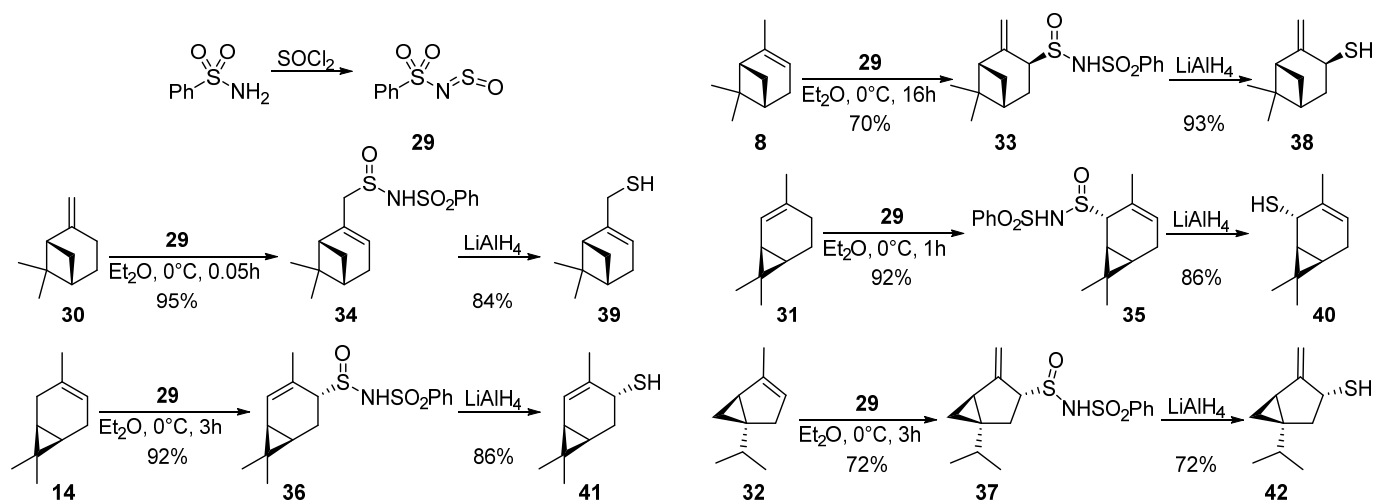
Photochemical addition of thioacetic acid to (–)-sabinene **24** gives a mixture of anti-Markovnikov bicyclic thioacetate **25** and unsaturated thioacetate **26** in an overall yield of 24% and a 3:1 ratio, respectively [49]. The unexpected formation of thioacetate **26** results from cyclopropane ring cleavage. The mixture of thioacetates **25** and **26** was treated with LiAlH_4 to produce thiols **27** and **28** in an overall yield of 95% (Scheme 5). The obtained thiols were isolated by preparative capillary GC.



Scheme 5. Synthesis of thiols from sabinene **24**.

2.2. Ene Reaction of Monoterpenes with *N*-sulfinylbenzenesulfonamide

An efficient method for the synthesis of monoterpene allyl thiols using *N*-sulfinyl benzenesulfonamide **29** as an enophile in ene reaction was proposed in the paper [50] (Scheme 6). The interaction of terpenes (α - and β -pinenes **8** and **30**; 2- and 3-carenes **31** and **14**; and α -thujene **32**) with *N*-sulfinylbenzenesulfonamide **29** proceeds at a double bond with the formation of adducts **33–37** with a migration of the double bond to an α -position. It should be noted that these reactions occur stereo- and regioselectively. The adducts **33–37**, when reduced with LiAlH_4 , provide the corresponding allyl thiols, **38–42**.



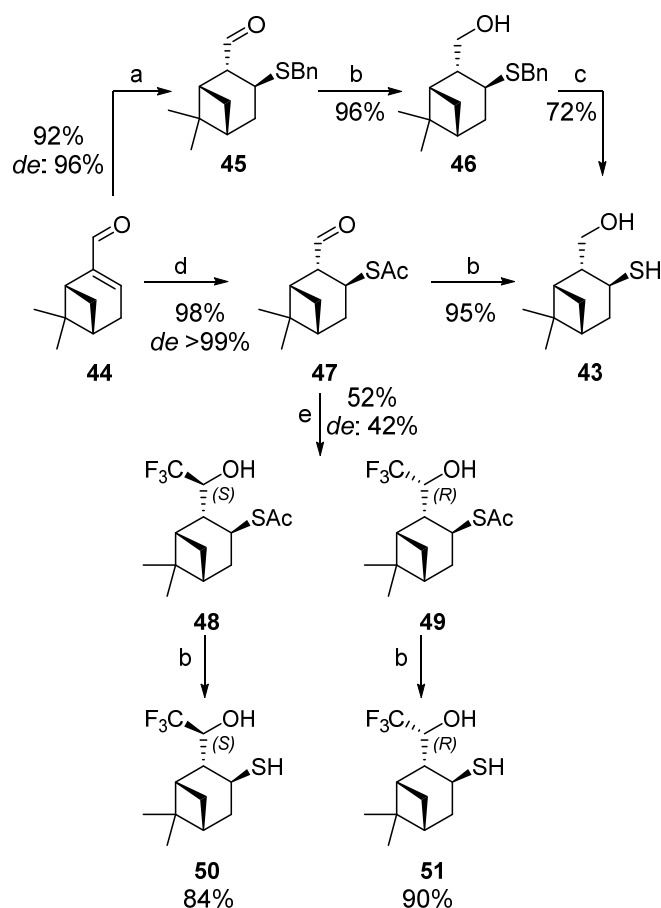
Scheme 6. Synthesis of allylic terpene thiols **38–42**.

2.3. Synthesis from α,β -Unsaturated Carbonyl Compounds

Thiols are good nucleophiles for thia-Michael addition to α,β -unsaturated carbonyl compounds [51]. However, harsh reaction conditions are required to convert the newly formed sulfide group into a synthetically more versatile SH group. Thioacids (RCOSH) are more attractive as nucleophiles for the Michael addition reaction, since the resulting thioesters can be easily transformed into corresponding thiols under mild conditions [5,52,53].

Myrtenal-based hydroxythiol **43** was synthesized by two methods with a high yield and stereoselectivity [5]. The treatment of (–)-myrtenal **44** with benzylthiol and 10% aqueous NaOH in THF at room temperature for 18 h led to sulfide **45** (yield 92%, *de* 96%). Compound **45** was reduced to the corresponding alcohol **46** (yield 96%) with LiAlH_4 in Et_2O , which was then hydrogenolyzed to hydroxythiol **43** under Birch reduction conditions (Scheme 7). The hydrogenolysis did not provide satisfactory results because small differences in reaction conditions altered the reaction course dramatically, sometimes producing

a complex mixture of unidentified compounds. The same reaction conditions become reproducible in switching to thioacetic acid as a nucleophilic reagent, which demonstrated a high selectivity when added to (–)-myrtenal **44** to give thioacetate **47** (1,4-addition) in yield of 98% and *de* > 99%. Thioester **47** was reduced by LiAlH₄ to obtain hydroxythiol **43** in a 95% yield. This one-pot method allowed us to simultaneously convert thioether and aldehyde group to the corresponding thiol and primary alcohol (Scheme 7).

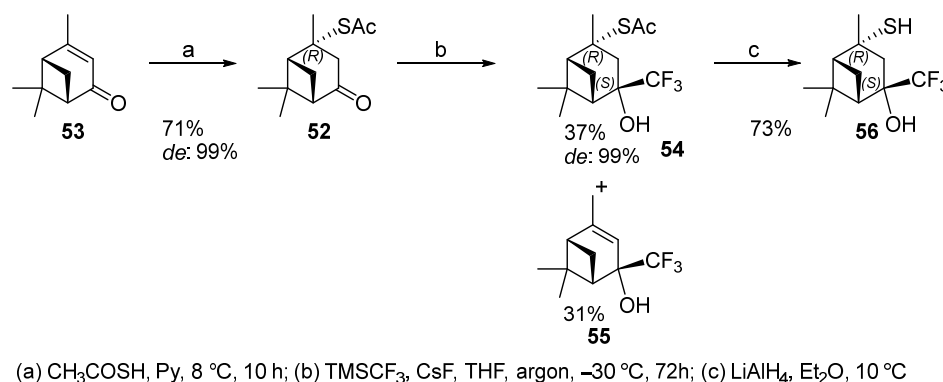


(a) BnSH, THF, 10% aq. NaOH; (b) LiAlH₄, Et₂O, –10 °C; (c) NH₃, Na; (d) CH₃COSH, Py, 8 °C, 10 h; (e) TMSCF₃, TBAF·3H₂O, THF, argon, –30 °C, 72h

Scheme 7. Synthesis of pinane hydroxythiols based on myrtenal **44**.

Trifluoromethylation of 2-formylisopinocampheyl-3-thioacetate **47** by Ruppert–Prakash reagent in the presence of tetra-*n*-butylammonium fluoride (TBAF) was carried out at –30 °C for 3 days. Diastereomers **48** and **49** are formed in a 52% total yield and *de* 42% with the predominance of thioacetate **48**. Deacylation of thioacetates **48** and **49** with LiAlH₄ in dry Et₂O under an argon atmosphere gives the corresponding thiols **50** and **51** with 84 and 90% yields, respectively (Scheme 7) [54].

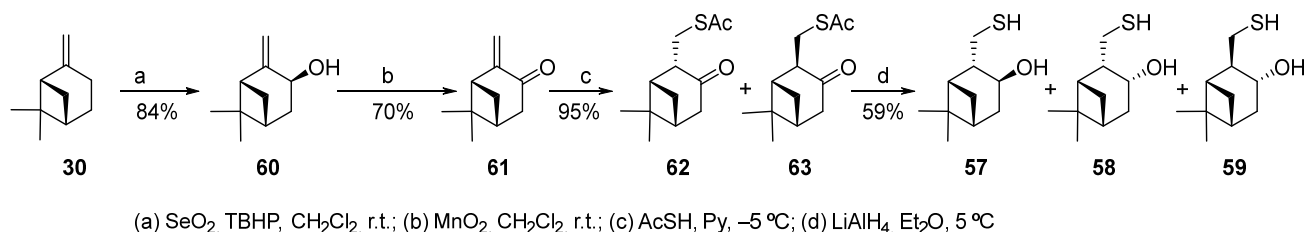
Thioacetate **52** was obtained from (1*S*)-(–)-verbenone **53** by using a procedure similar to the synthesis of 2-formylisopinocampheyl-3-thioacetate **47**. The reaction produces one of two theoretically possible diastereomers with the *R*-configuration of C-2 with a 71% yield (Scheme 8). Thioacetate **52** does not react with the Ruppert–Prakash reagent under the above conditions, possibly because of the bulky TBAF use.



Scheme 8. Synthesis of pinane hydroxythiols based on verbenone 53.

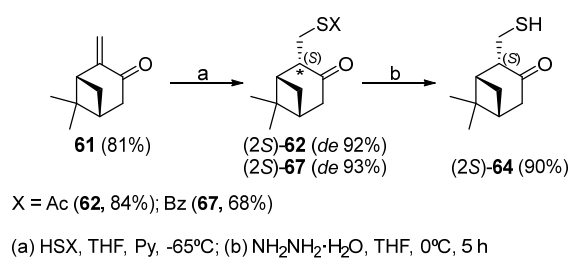
The addition of fluorine-containing initiator CsF made it possible to obtain the only (4*S*)-diastereomer **54** in a 37% yield together with trifluoromethyl alcohol **55** (31%) that is a by-product of desulfurization (Scheme 8). Deacylation of thioacetate **54** gave hydroxythiol **56** in 73% yield [54].

The synthesis of isomeric hydroxythiols **57–59** was carried out on the basis of β -pinene **30** (Scheme 9) [55]. *Trans*-pinocarveol **60** was synthesized via the oxidation of β -pinene **30** with the SeO_2 /TBHP system, and its further oxidation with MnO_2 led to pinocarvone **61**. An inseparable mixture of two isomeric ketothioacetates (2*S*)-**62** and (2*R*)-**63** in a 2:1 ratio in 95% yield is formed during the thia-Michael reaction of pinocarvone **61** with AcSH in the presence of catalytic amount of pyridine at -5 °C. The reduction of thioacetates with LiAlH_4 leads to three isomeric hydroxythiols, **57–59**.



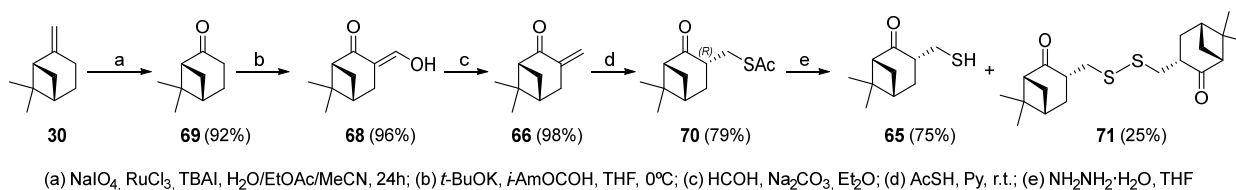
Scheme 9. Synthesis of pinane hydroxythiols based on β -pinene 30.

The synthesis of pinane ketothiols **64** and **65** was implemented from α,β -unsaturated pinane ketones **61** and **66** [56]. To obtain thioacetate **62** from enone **61**, the synthetical protocol proposed in [5] was used. However, the diastereoselectivity of this reaction under the described conditions did not exceed 33%, as mentioned in [55]. The *de* value of thioacetate **62** can be increased from 33 up to 92% if the reaction between pinocarvone **61** and AcSH is carried out in THF in a temperature range from -60 to -65 °C, with pyridine as a co-solvent. The same conditions are applicable for the addition of BzSH to ketone **61**, with thioacetate **67** being formed in this case with a comparable *de* of 93% (Scheme 10). Reducing thioacetate **62** via $\text{NH}_2\text{NH}_2 \cdot \text{H}_2\text{O}$ affords thiol **64** within 4–5 h in up to a 90% yield, while deacylation of thioacetate **67** by the same reagent gives the thiol in only a 38–50% yield due to incomplete conversion. Thus, at comparable maximum *de* values of thioesters **62** and **67**, the preparation of thiol **64** from compound **62** is more optimal, taking into account the higher total yield of thiol and the diacylation time.



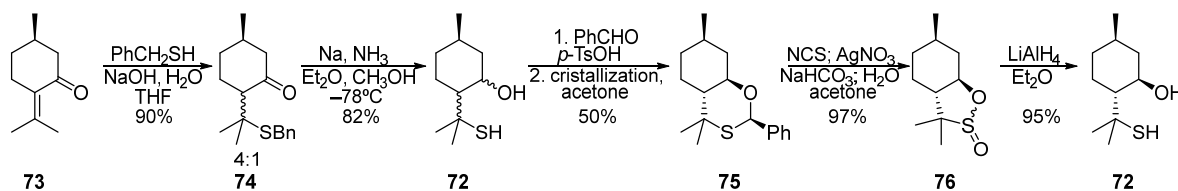
Scheme 10. Synthesis of β -ketothiol from pinocarvone **61**.

A multistep synthesis of 2-norpinanone **66** from (–)- β -pinene **30** was provided in [57] (Scheme 11). This compound was obtained via nopinone **69** and then ketoenol **68** formation. Ketoenol **68** was produced in a 96% yield from ketone **69** by its reaction with isoamyl formate and *t*-BuOK in THF at 0 °C for 6 h [56]. The following dihydroxylation of ketoalcohol **68** by formaldehyde in sodium carbonate solution afforded 2-norpinanone **66** [56]. An addition of thioacetic acid to 2-norpinanone **66** was, for the first time, implemented according to the procedure [5] and then by using pyridine as a catalyst [51] in THF at room temperature [56]. The main product of this reaction was the isomer (3*R*)-**70** (*de* 98%) (Scheme 11). Its deacylation by hydrazine hydrate (NH₂NH₂·H₂O) led to 2-ketothiol **65** and disulfide **71** in a 3:1 ratio, respectively. Because of the mild reducing properties of NH₂NH₂·H₂O and its inability to donate protons, the diacylation proceeds chemoselectively with the preservation of the carbonyl group [58], a behavior that is not typical for LiAlH₄ when used [55].



Scheme 11. Synthesis of β -ketothiol based on 2-norpinanone **66**.

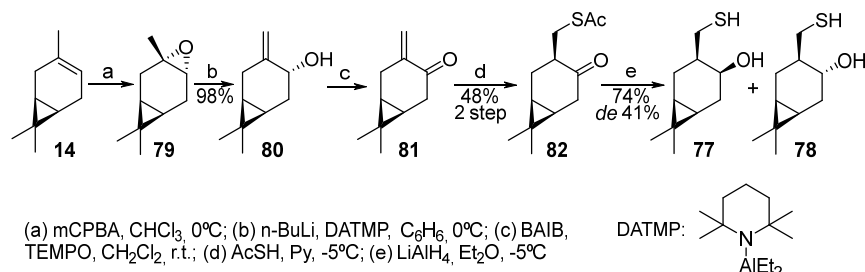
Pulegone **73** was used to synthesize *para*-menthane-derived β -hydroxythiol **72** (Scheme 12) [59–62]. The 1,4-addition of sodium benzyl thiolate to pulegone led to a diastereomeric mixture of ketosulfides **74** in a 4:1 ratio. Then, the mixture **74** was reduced under Birch conditions by Na in liquid NH₃ to give a mixture of hydroxythiols **72**. Condensation of **72** with benzaldehyde and subsequent crystallization from acetone afforded diastereomerically pure oxathiane **75** in a 50% yield. When oxidized by AgNO₃ in the presence of NCS, oxathiane **75** is transformed into sultines **76**, the reduction of which with LiAlH₄ gives pure β -hydroxythiol **72**.



Scheme 12. Synthesis of β -hydroxythiol based on pulegone **73**.

Isomeric α,β -hydroxythiols **77** and **78** were obtained from natural 3-carene **14** (Scheme 13) [63]. 3-Carene, when oxidized by *m*-CPBA, selectively forms *trans*-epoxide **79**, which is isomerized in the presence of diethylaluminum 2,2,6-tetramethylpiperidide (DATMP) to enol **80** [64]. The oxidation of alcohol **80** to enone **81** is successfully implemented by the bis(acetoxy)iodobenzene (BAIB)–2,2,6,6-tetramethylpiperidine 1-oxyl (TEMPO) system. Enone **81**, being an unstable compound, cannot be isolated in its pure

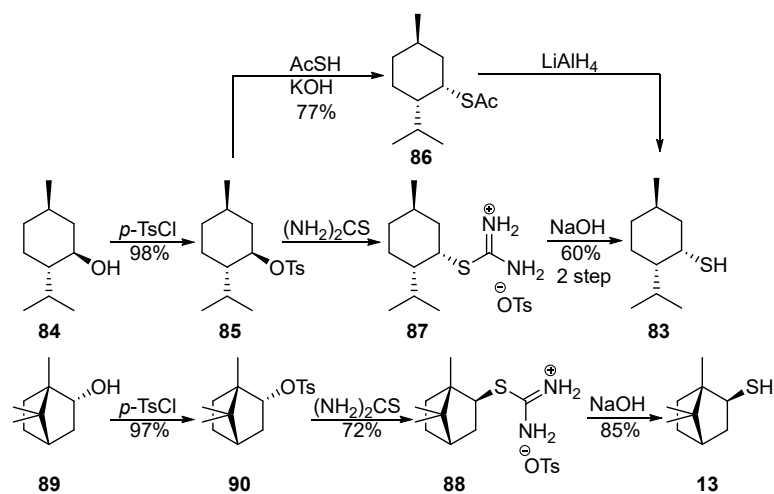
form. The two-step thia-Michael addition of AcSH to α,β -unsaturated ketone **81** proceeds in one pot in pyridine. As a result, only one of the two theoretically possible diastereomers, thioacetate **82**, is formed. The subsequent reduction of ketothioacetate **82** by LiAlH₄ leads to two diastereomeric β -hydroxythiols, **77** and **78**, in a 1:2 ratio, respectively [63].



Scheme 13. Synthesis of monoterpene hydroxythiols based on 3-carene **14**.

2.4. Synthesis from Alcohol via Tosylates, Halides, Isothiouronium Salts

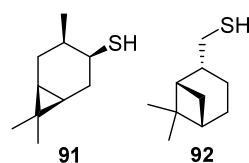
The works [65–68] cover the methods for the selective preparation of neomenthanethiol **83** using thioacetic acid (AcSH) (Scheme 14). Starting menthol **84** reacts with *p*-TsCl in pyridine to form tosylate **85**, which, when heated with AcSK, gives thioacetate **86** in a 77% yield. Substitution of the OTs (*p*-toluenesulfonate, tosylate) by the AcS-group occurs with an inversion of the chiral center via the S_N2 mechanism. The reduction of **86** by LiAlH₄ provides diastereomerically pure thiol **83** in a 26–40% yield (Scheme 14).



Scheme 14. Synthesis of neomenthanethiol **83** and isobornanethiol **13**.

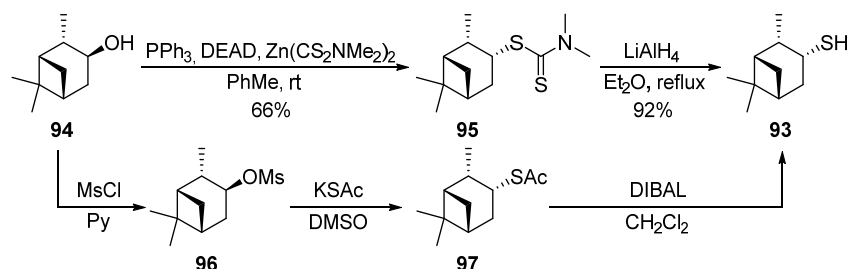
Neomenthanethiol **83** [68,69] and isobornanethiol **13** [68,70–72] were also synthesized in good yields via isothiuronium salts **87** and **88**, proceeding from alcohols **84** and **89** (Scheme 14).

In addition to neomenthanethiol **83** and isobornanethiol **13**, the authors of [68] prepared 4-caranethiol **91** and *cis*-myrtanethiol **92** using the same method.



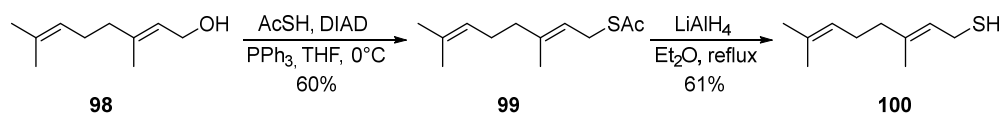
(–)-(3*R*)-Pinanethiol **93** was proposed to be obtained via the Mitsunobu-type procedure from (+)-isopinocampheol **94** [6,7] (Scheme 15). The reaction of the alcohol **94** with zinc

N,N-dimethyldithiocarbamate in the presence of triphenylphosphine and diethylazodicarboxylate (DEAD) is accompanied by an inversion of C-3 configuration and leads to dithiocarbamate **95** in a 66% yield. Dithiocarbamates based on menthol **84** and borneol **89** were also obtained by the same procedure [73,74]. The reduction of dithiocarbamate **95** by LiAlH_4 gives thiol **93** in a 92% yield. The approach to obtain thiol **93** through the corresponding mesylate **96** and thioacetate **97** was described in [12].



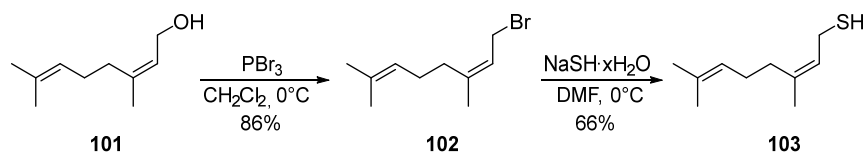
Scheme 15. Synthesis of (1*S*,2*S*,3*R*,5*R*)-3-pinanthiol **93**.

Geraniol **98** reacts with thioacetic acid under Mitsunobu-type conditions [75] to form thioacetate **99** in a good yield, which, when treated with LiAlH_4 , is converted into the corresponding thiol **100** in a 61% yield (Scheme 16) [76].



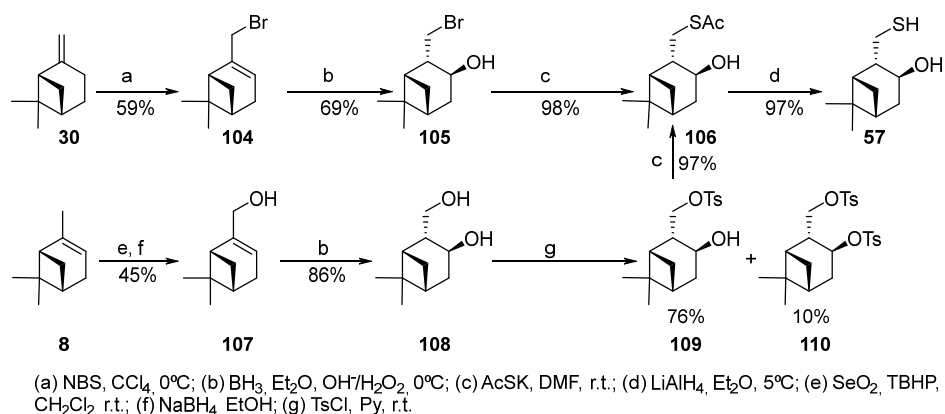
Scheme 16. Synthesis of thiogeraniol **100**.

The ability of nerol **101** to be converted into bromide **102** under the action of PBr_3 , and then into thiol **103** by using NaSH via two successive nucleophilic substitutions with yields of 86 and 66%, respectively, was described in [77] (Scheme 17).



Scheme 17. Synthesis of thionerol **103**.

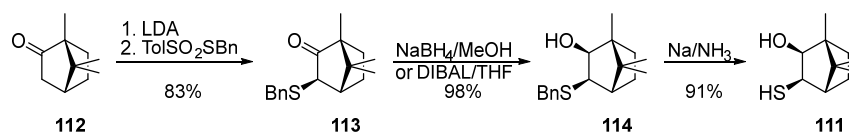
Diastereomerically pure hydroxythiol **57** can also be obtained via two alternative routes [55]. The first one involves the bromination of β -pinene **30** by NBS (*N*-bromosuccinimide) to form myrtenyl bromide **104**, which undergoes hydroboration–oxidation and is selectively transformed to bromoalcohol **105**. The nucleophilic replacement of bromide by thioacetate AcS^- leads to compound **106**, which can also be synthesized starting from α -pinene **8** (Scheme 18). The second route is associated with the oxidation of α -pinene **8** to myrtenal, followed by its reduction to myrtenol **107**, which is converted into diol **108** by the same hydroboration–oxidation procedure. The further reaction of tosyl chloride with diol **108** leads to both monotosylate **109** (76%) and ditosylate **110** (10%). The nucleophilic substitution of the *para*-toluenesulfonate group in **109** by AcS^- also results in thioacetate **106**. When reduced, thioacetate **106** affords hydroxythiol **57** (Scheme 18) [55].



Scheme 18. Synthesis of 10-hydroxyisopinocampheylthiol **57** from α - and β -pinene.

2.5. Nucleophilic Substitution of the Activated Methylene Proton

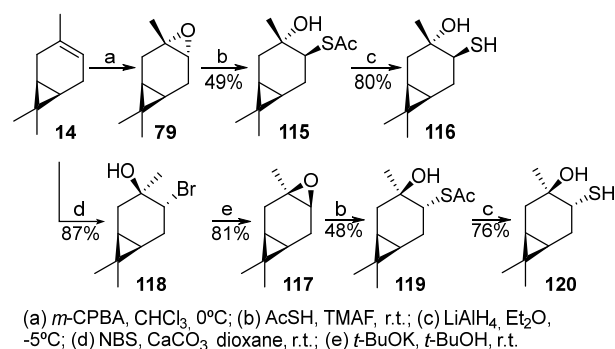
The synthesis of bornane α -hydroxythiol **111** was described in [78,79] (Scheme 19). The nucleophilic substitution of a proton of the activated methylene group in camphor **112** by benzyl *p*-toluenesulfonate promoted by LDA leads to the formation of ketosulfide **113**, which, being reduced by NaBH₄ in methanol or dibutylaluminum hydride (DIBAL) in THF, gives hydroxysulfide **114**, which is capable of being transformed into hydroxythiol **111** by the Birch reduction.



Scheme 19. Synthesis of bornane α -hydroxythiol **111** from camphor **112**.

2.6. Epoxide and Thiiran Ring Opening

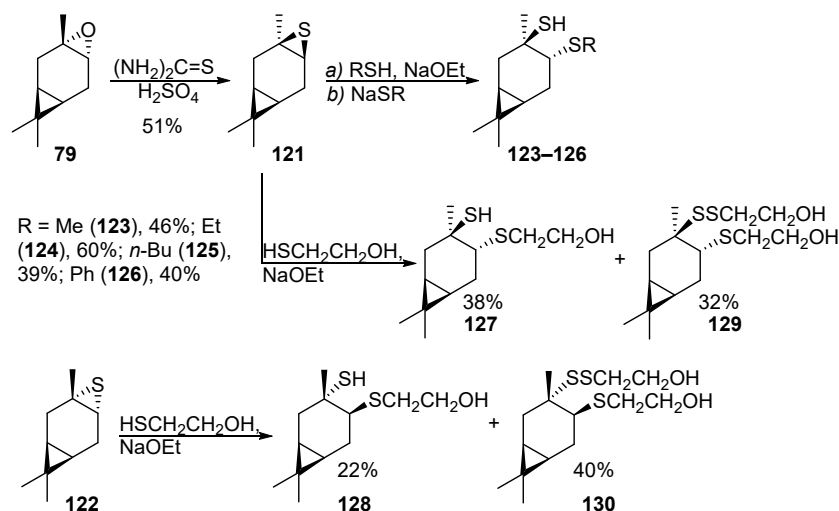
The nucleophilic ring opening of epoxide **79** with AcSH catalyzed by tetramethylammonium fluoride (TMAF) yields hydroxythioacetate **115**, which is readily deacylated by LiAlH₄ to form the corresponding α -hydroxythiol **116** (Scheme 20).



Scheme 20. Synthesis of monoterpene hydroxythiols **116** and **120** based on 3-carene **14**.

Cis-epoxide **117** was obtained according to the known method [80] through bromohydrin **118** in 70% total yield. The interaction of epoxide **117** with AcSH in the presence of TMAF leads to thioacetate **119**, the deacylation of which gives α -hydroxythiol **120** (Scheme 20) [63].

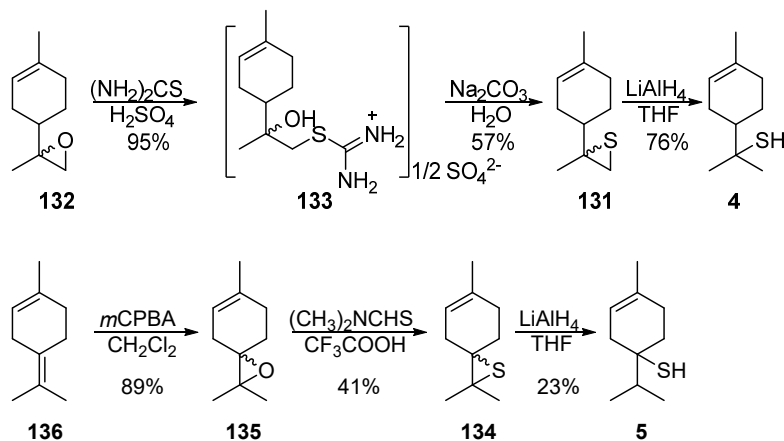
The nucleophilic sulfenylation of carane thiiranes, *cis*-**121** and *trans*-**122**, by mono- (MeSH, EtSH, *n*-BuSH, PhSH) and bifunctional (HSCH₂CH₂OH) thiols, promoting with sodium ethoxide and thiolates, affords mercaptosulfides **123–128** with only moderate yields. By-product disulfides **129** and **130** are additionally formed during the reaction of thiiranes **121** and **122** with 2-mercaptoethanol (Scheme 21) [43].



Scheme 21. Sulfonylation of carane thiiranes **121** and **122**.

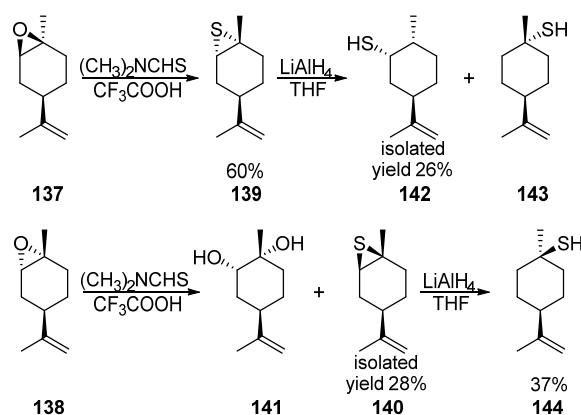
2.7. Reduction of Thiiranes, Thiolanes, Sulfonyl Chlorides, and Sultones

Monoterpene thiols can be obtained via the reduction of thiiranes. A method for the directed synthesis of racemic thiol **4** from thiirane **131** through oxirane **132** and isothiuronium salt **133** was described in [47]. The sequential reflux of epoxide **132** with thiourea and Na_2CO_3 leads to the corresponding thiirane **131**, the reduction of which by LiAlH_4 gives thiol **4** in a moderate yield. A similar protocol for obtaining racemic thiol **5** was reported in [1]; however, thiiran **134** in this study was synthesized from oxirane **135** using the *N,N*-dimethylthioformamide (DMTF)–TFA system as a reagent (Scheme 22).



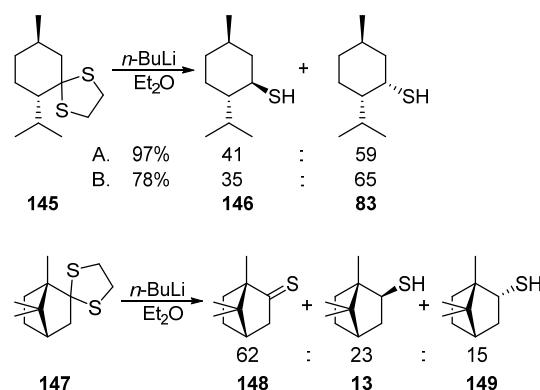
Scheme 22. Scheme for the synthesis of racemic 1-*p*-menthene-8-thiol **4** and 1-*p*-menthene-4-thiol **5**.

Trans-limonene-1,2-epoxide **137** and *cis*-1,2-limonene-1,2-epoxide **138** were transformed by the DMTF–TFA system into *cis*-**139** and *trans*-1,2-epithio-*p*-ment-8-ene **140**, respectively (Scheme 23) [2]. The yield of thiirane **140** is lower than that of thiirane **139**, since the reaction is accompanied by the formation of the by-product diol **141**, which is yielded during the acid hydrolysis of epoxide **138**. The reductive cleavage of the thiirane ring of **139** proceeds readily to give thiols **142** and **143**, of which only thiol **142** was isolated in its pure form. Thiirane **140** was proposed to reduce to thiol **144** at only a 37% yield.



Scheme 23. Synthesis and reduction of *para*-menthane thiiranes **139** and **140**.

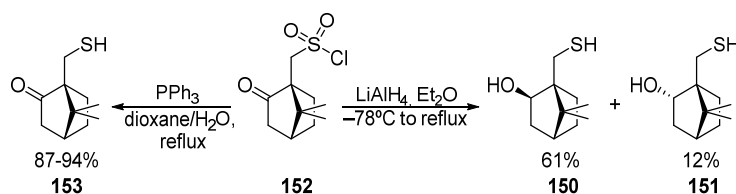
Thioketals can also be used as the starting compounds for the synthesis of monoterpene thiols. Thus, the reductive cleavage of menthone dithiolane **145** using *n*-BuLi leads to the diastereomeric mixture of menthanethiol **146** and neomenthanethiol **83** (Scheme 24) (A) [81], (B) [82].



Scheme 24. Reductive cleavage of menthone dithiolane **145** and camphor dithiolane **147**.

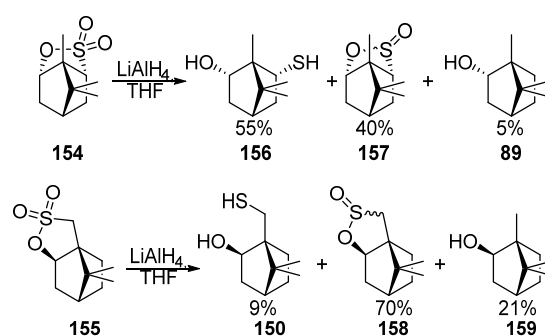
The reductive cleavage of camphor dithiolane **147** induced by *n*-BuLi produces thio-camphor **148** (62%) as the major product; the mixture of *exo*-**13** and *endo*-**149** thiols accounts for only 38% (Scheme 24) [83].

Some methods to obtain bornane β -hydroxythiols **150** and **151** by reducing camphor-10-sulfonyl chloride **152** are described in [22–24]. As a result of this transformation, two diastereomeric hydroxythiols, **150** and **151**, are formed (Scheme 25). Camphor-10-sulfonyl chloride **152** can also be selectively converted into ketothiol **153** by using PPh_3 as a reducing agent [84,85].



Scheme 25. Synthesis of 10-thioisborneol **150**, 10-thioborneol **151**, and 10-thiocamphor **153**.

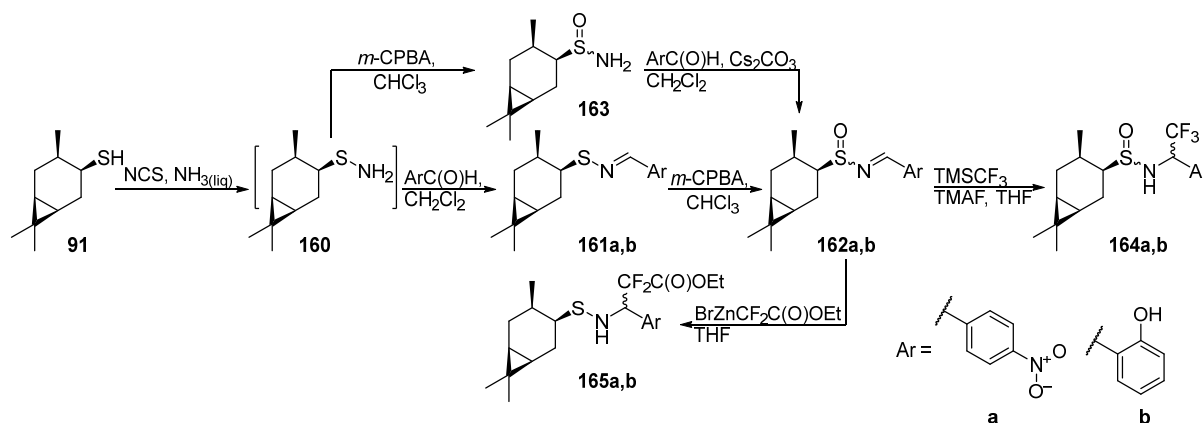
The authors of [86,87] carried out the reduction of bornane sultones **154** and **155** by LiAlH_4 in THF to form the corresponding mixture of hydroxythiols **156** and **150**, sultines **157** and **158**, borneol **89**, and isborneol **159** (Scheme 26).



Scheme 26. Reduction of monoterpene sultones **154** and **155**.

3. Syntheses Involving Monoterpene Thiols for the Production of Biologically Active Substances

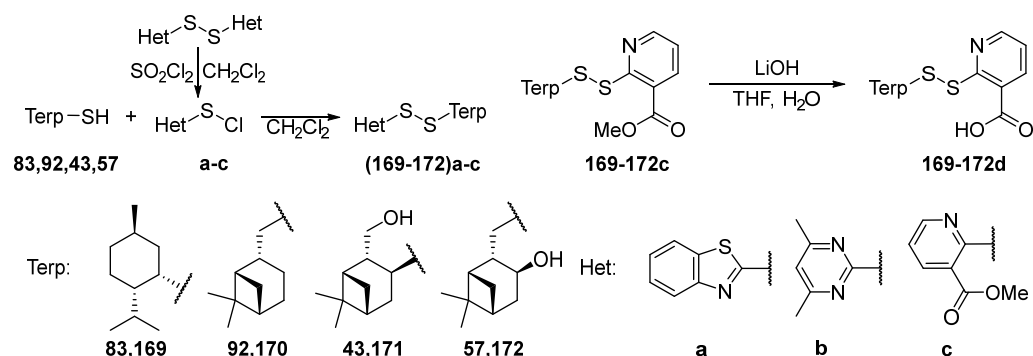
CF₃-Containing *N*-substituted sulfinamides synthesized from 4-caranethiol via sulfenimines and sulfinimines are reported in [34]. 4-Caranethiol **91**, when treated with NCS in liquid ammonia, forms the unstable sulfenamide **160**, which is condensed in situ with 4-nitrobenzaldehyde or salicylic aldehyde to produce sulfenimines **161a,b** in 73–87% yields. The further asymmetric oxidation of sulfenimines by various oxidants and oxidation systems (*m*-CPBA, TBHP, CHP–VO(acac)₂, and H₂O₂–VO(acac)₂–L*) leads to the corresponding diastereomeric sulfinimines **162a,b** (85–99%). In the work [34], a convenient one-step procedure for the synthesis of chiral primary sulfinamides **163** (overall yield 65%, *de* 12%) from 4-caranethiol **91** via the in situ treatment of sulfenamide **160** with *m*-CPBA was proposed. Sulfinamide **163** also reacts with salicylic- and 4-nitrobenzaldehyde to give sulfenimines **162a,b** in yields from 75 up to 85%. The addition of the Ruppert–Prakash reagent to sulfenimines **162a,b** provides diastereomeric *N*-substituted trifluoromethyl sulfinamides **164a,b** (yield 68–85%). Similarly, using the Reformatsky reagent based on ethyl bromodifluoroacetate allows us to obtain fluorinated *N*-substituted sulfinamides **165a,b** (42–74%, *de* 9–81%) from sulfenimines **162a,b** (Scheme 27). All diastereomers indicated in Scheme 27 were isolated in pure forms by column chromatography and evaluated for antimicrobial activity against ESKAPE pathogens (six highly virulent and antibiotic-resistant bacterial pathogenic bacteria, including *E. faecium*, *S. aureus*, *K. pneumoniae*, *A. baumannii*, *P. aeruginosa*, and *Enterobacter* spp.) [88], fungi *C. Albicans*, and *C. neoformans*. As the reference antimicrobials for Gram-negative and Gram-positive bacteria, colistin and vancomycin were used, respectively, and for the fungi, fluconazole was applied.



Scheme 27. Synthesis of sulfenimines, sulfinamides, sulfinimines, and *N*-substituted sulfinamides based on 4-caranethiol **91**.

Compounds **161a**, (*S_S*)-**162b**, (*R_SS*)-**164a**, (*S_SR*)-**164b**, (*R_SR*)-**165a**, and (*S_SS*)-**165b** at a concentration of 32 µg/mL showed antibacterial activity against *Acinetobacter baumannii*, and sulfinamide (*R_SR*)-**165a** has antifungal activity against *Candida albicans*. The MIC

of them up to 73–95%. The obtained compounds were evaluated for antibacterial and antifungal activity, cytotoxicity, and mutagenicity. Amikacin and fluconazole were used as antimicrobial references.

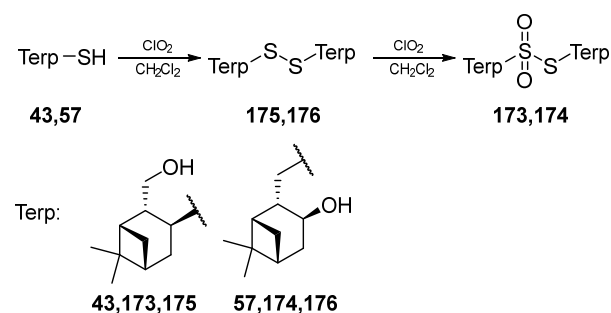


Scheme 29. Synthesis of asymmetric monoterpenyl hetaryl disulfides (169–172)a–d.

Unsymmetrical disulfides **169a–d** with a neomentane fragment showed antimicrobial activity against both *S. aureus* strains, with MICs of 16–32 µg/mL. Disulfides **170b** (MIC 16 µg/mL) and **170d** (MIC 16 µg/mL) have the highest activity against the MSSA among the compounds **170a–d**. Disulfides **172a–c** bearing an OH group at the C-3 position of the terpene fragment did not demonstrate any antibacterial properties. Pinane disulfides **171a–c** with a hydroxymethyl group at C-10 in their biological activity turned out to be similar to neomentane thioetherpenoids **169a–c** and showed MIC values of 32–64 µg/mL. Only disulfides **169a–c**, **170a**, **170b**, and **171a** were capable of inhibiting *Pseudomonas aeruginosa*. Along with that, there were no disulfides among (169–172)a–c with pronounced antifungal activity against the clinical isolate of *C. albicans*. However, disulfides **169–172d** containing a 2-mercaptinicotinic acid moiety nevertheless demonstrated antifungal activity (MIC 16–128 µg/mL).

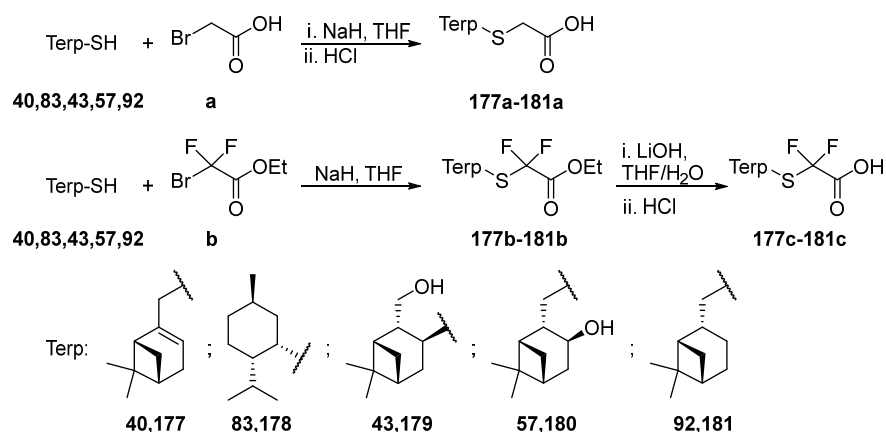
In general, the synthesized asymmetric monoterpenyl hetaryl disulfides (169–172)a–d possess high cytotoxicity (CC₅₀) against EBL. Pinane disulfides **170a**, **170b**, and **171d** showed the lowest toxicity. For neomentane disulfides **169a** and **169b**, mutagenicity was revealed in the Ames test on *Salmonella typhimurium* [97].

Thiosulfonates **173** and **174** were obtained via the oxidation of pinane hydroxythiols **43** and **57** with chlorine dioxide in yields of 46–58% [33] (Scheme 30) and tested for antimicrobial activity against five bacterial strains (*Escherichia coli*, *Klebsiella pneumoniae*, *Acinetobacter baumannii*, *Pseudomonas aeruginosa*, and *Staphylococcus aureus*) and antifungal activity against two fungal strains (*Candida albicans* and *Cryptococcus neoformans*). Colistin and vancomycin were used as reference antibiotics against bacteria, and fluconazole against the fungi. The results showed that sulfonothioates **173** and **174** are active against *Candida albicans*; meanwhile, compound **173** also showed activity against *S. aureus* and *C. neoformans* at 32 µg/mL.



Scheme 30. Synthesis of hydroxypinane thiosulfonates **173** and **174**.

Thio-modified monoterpene carboxylic acids **177a–181a** were produced in 82–98% yields via the reaction of monoterpene thiols such as myrtenethiol **40**, neomenthanethiol **83**, 10-hydroxyisopinocampheylthiol **43**, 3-*trans*-hydroxy-*cis*-myrtenethiol **57**, and *cis*-myrtenethiol **92** with bromoacetic acid and NaH in THF at 4 °C (Scheme 31) [98]. Similarly, thiols **40**, **83**, **43**, **57**, and **92** react with 2-bromo-2,2-difluoroacetic acid ethyl ester in THF in the presence of NaH. The resulting ethyl esters, i.e., **177b–181b**, were not isolated in pure their forms. Thio-monoterpene carboxylic acids **177c–181c** were obtained in 56–80% yields by treating the reaction mixture with an aqueous LiOH solution (Scheme 31) [98].



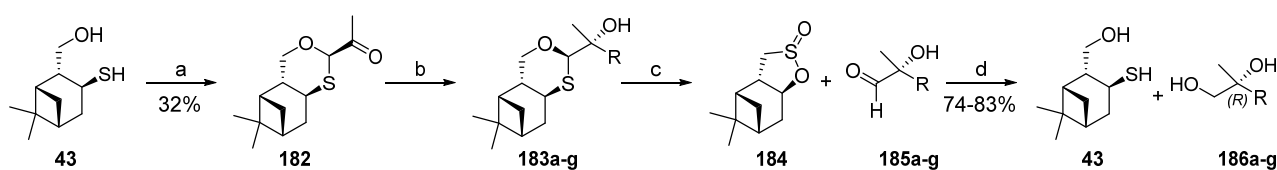
Scheme 31. Synthesis thio-monoterpene carboxylic acids (**177–178**)a–c.

According to the results of antimicrobial activity testing, all compounds except **179c** and **180c** exhibit weak activity against Gram-positive *S. aureus* (MIC 64–128 µg/mL). All compounds, except **178c**, **179c**, and **180c**, are equally active against both MSSA and MRSA. Difluoroacetic acid derivatives **177c–181c** have reduced antibacterial activity compared to their non-fluorinated analogues **177a–181a**. The acid with a neomenthane moiety **178a** showed weak antifungal activity against *C. albicans* (MIC 128 µg/mL), which is resistant to fluconazole. Ampicillin, amikacin, benzalkonium chloride, and fluconazole were used as reference standards.

4. Application of Monoterpene Thiols in Asymmetric Synthesis

Monoterpene thiols, known for their natural enantiomeric purity, have found applications in asymmetric synthesis. To reveal the synthetic potential of monoterpene thiols, we provide some examples of their application in asymmetric synthesis.

As an example, the work of [5] can be given, which covers a method of using pinane hydroxythiol **43** as a chiral auxiliary to synthesize certain chiral aldols and diols (Scheme 32). When thiol **43** was treated with α,α -dimethoxyacetone, a single diastereomer, ketooxathiane **182**, was formed with a yield of 32%. The further addition of Grignard reagents and organolithium compounds at the C=O of **182** afforded the corresponding alcohols **183a–g** in good yields and high diastereoselectivity. The configuration of a newly formed chiral center of the major diastereomers was assigned as *R* for tertiary alcohols **183a–f** and *S* for a secondary one, **183g**, due to the change in seniority of substituents. LS-Selectride (lithium trisiamylborohydride) reduces ketone **182** more selectively than LiAlH_4 and DIBAL (diisobutylaluminum hydride). Compounds **183a–g** reacted with AgNO_3 and NCS by opening the oxothiane ring to give sultine **184** and aldols **185a–g**, which are not isolated in an individual form. By reducing with LiAlH_4 , this mixture was converted into the separable non-racemic thiol **43** (63–72%) and diols **186a–g** in a yield of 74 up to 83%.



R = Ph (a); Et (b); *i*-Pr (c); PhCH₂ (d); *n*-Bu (e); *sec*-Bu (f); H (g);

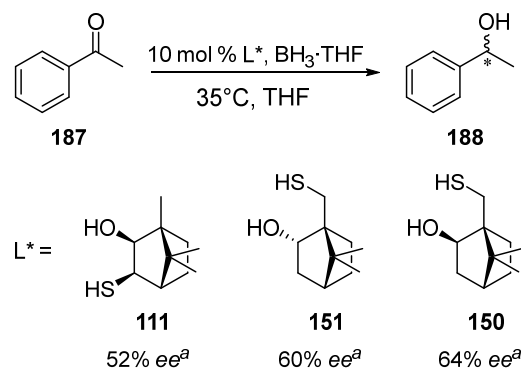
(a) CH₃COCH(OMe)₂, *p*-TsOH, C₆H₆; (b) reagent; (c) AgNO₃, NCS, CH₃CN:H₂O 4:1 (d) LiAlH₄, Et₂O

reagent: PhMgBr (a, 92%, *de*>98%); EtMgBr (b, 97%, *de*>98%); *i*-PrMgBr (c, 93%, *de* 92%); PhCH₂MgBr (d, 95%, *de* 90%); *n*-BuLi (e, 60%, *de*>98%); *sec*-BuLi (f, 63%, *de*>98%); PhLi (a, 89%, *de*>98%); LiAlH₄ (g, 70%, *de* 42%); DIBAL (g, 76%, *de* 60%); LS-Selectride (g, 82%, *de*>98%)

Scheme 32. Synthesis of chiral diols **186a–g** using hydroxythiol **43** as a chiral auxiliary.

The similar approaches using hydroxythiol **43** for the preparation of chiral diols, as well as α -hydroxy acids, are also described in [99–101].

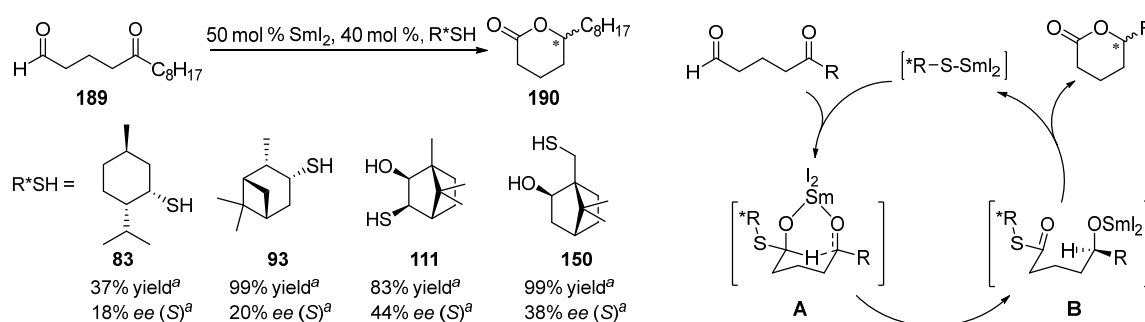
Chiral bornane 1,2- and 1,3-hydroxythiols **111**, **150**, and **151** were evaluated as catalysts for the asymmetric reduction of prochiral ketones with borane (Scheme 33) [14,15]. Thus, acetophenone **187** was reduced to 1-phenylethanol in yields greater than 90% and in good enantioselectivity. The solvent nature did not affect the reaction enantioselectivity, and the stoichiometric ratio of catalyst to substrate used slightly increased it to 75%. In another work [102], a 96% yield and 87% *ee* were achieved for alcohol **188** by replacing the boron hydrogenating agent with borane dimethyl sulfide, conducting the reaction in toluene at 50 °C with hydroxythiol **111** as an organocatalyst.



^a Referring to the *ee* value of the 1-phenylethanol **188** obtained by using the individual thiol

Scheme 33. Synthesis of chiral 1-phenylethanol **188** using hydroxythiols **111**, **151**, and **150** as chiral organocatalysts.

In the presence of SmI₂ and thiols **83**, **93**, **111**, and **150**, 5-oxotridecanal **189** was converted to lactone **190** (Scheme 34) [12]. The Lewis acid (R^{*}S)SmI₂ can promote the addition of R^{*}SH to the aldehyde group of compound **189**. The samarium-bound hemithioacetal intermediate (A) can then undergo an intramolecular hydride shift to form the δ -hydroxy acid thioester intermediate (B). The reaction is capable of proceeding further with irreversible lactonization, releasing the catalyst (R^{*}S)SmI₂ for the next cycle. The presented examples clearly show that hydroxythiols more stereoselectively co-catalyze the lactonization of ketoaldehyde **189**.



^a Referring to the yield and ee value of the lactonic product **190** obtained by using the individual thiol promoter

Scheme 34. Enantioselective formation of δ -lactone **190** via the treatment of **189** with SmI_2 and chiral thiols **83**, **93**, **111**, and **150**.

5. Conclusions

In summary, the synthesis of acyclic, mono-, and bicyclic monoterpene thiols has been achieved via numerous pathways. The current review outlines a wide range of reactions to demonstrate the synthetic importance of functionalized monoterpenoids. In addition to focusing on the synthesis of monoterpene thiols, this review also examines their use as convenient and versatile synthons in organic synthesis and for the production of bioactive compounds.

Author Contributions: Conceptualization, D.V.S., L.E.N., P.R. and S.A.R.; methodology, D.V.S.; validation, E.S.I.; formal analysis, D.V.S. and E.S.I.; data curation, D.V.S.; writing—original draft preparation, D.V.S.; writing—review and editing, D.V.S., E.S.I., L.E.N., P.R. and S.A.R.; visualization, D.V.S.; supervision, L.E.N., P.R. and S.A.R.; project administration, S.A.R.; funding acquisition, S.A.R. All authors have read and agreed to the published version of the manuscript.

Funding: This research was funded by the Russian Science Foundation, grant number 21-13-00245.

Institutional Review Board Statement: Not applicable.

Informed Consent Statement: Not applicable.

Data Availability Statement: Data are available in the manuscript.

Acknowledgments: This work was performed using equipment from the Center for Collective Use “Khimia” of the Institute of Chemistry of the Komi Scientific Center, Ural Branch of the Russian Academy of Sciences.

Conflicts of Interest: The authors declare no conflict of interest.

References

- Schoenauer, S.; Schieberle, P. Structure–Odor Activity Studies on Monoterpenoid Mercaptans Synthesized by Changing the Structural Motifs of the Key Food Odorant 1-*p*-Menthene-8-Thiol. *J. Agric. Food Chem.* **2016**, *64*, 3849–3861. [[CrossRef](#)]
- Candela, K.; Fellous, R.; Joulain, D.; Faure, R. Reduction of Cis- and Trans-1,2-Epithio-*p*-Menth-8-Ene: Preparation of New Fragrant Terpenoid Thiols. *Flavour Fragr. J.* **2003**, *18*, 52–56. [[CrossRef](#)]
- Schoenauer, S.; Schieberle, P. Screening for Novel Mercaptans in 26 Fruits and 20 Wines Using a Thiol-Selective Isolation Procedure in Combination with Three Detection Methods. *J. Agric. Food Chem.* **2019**, *67*, 4553–4559. [[CrossRef](#)]
- Goeke, A. Sulfur-Containing Odorants in Fragrance Chemistry. *Sulfur Rep.* **2002**, *23*, 243–278. [[CrossRef](#)]
- Martínez-Ramos, F.; Vargas-Díaz, M.E.; Chacón-García, L.; Tamariz, J.; Joseph-Nathan, P.; Zepeda, L.G. Highly Diastereoselective Nucleophilic Additions Using a Novel Myrtenal-Derived Oxathiane as a Chiral Auxiliary. *Tetrahedron Asymmetry* **2001**, *12*, 3095–3103. [[CrossRef](#)]
- Adams, H.; Bell, R.; Cheung, Y.-Y.; Jones, D.N.; Tomkinson, N.C.O. The Cleavage of Meso-Epoxides with Homochiral Thiols: Synthesis of (+)- and (–)-Trans-1-Mercaptocyclohexan-2-Ol. *Tetrahedron Asymmetry* **1999**, *10*, 4129–4142. [[CrossRef](#)]
- Aggarwal, V.K.; Kalomiri, M.; Thomas, A.P. Asymmetric Epoxidation Using Chiral Sulfur Ylides. *Tetrahedron Asymmetry* **1994**, *5*, 723–730. [[CrossRef](#)]

8. Aggarwal, V.K.; Ford, J.G.; Fonquerna, S.; Adams, H.; Jones, R.V.H.; Fieldhouse, R. Catalytic Asymmetric Epoxidation of Aldehydes. Optimization, Mechanism, and Discovery of Stereoelectronic Control Involving a Combination of Anomeric and Cieplak Effects in Sulfur Ylide Epoxidations with Chiral 1,3-Oxathianes. *J. Am. Chem. Soc.* **1998**, *120*, 8328–8339. [[CrossRef](#)]
9. Aggarwal, V.K.; Ford, J.G.; Jones, R.V.H.; Fieldhouse, R. Camphor Derived 1,4-Oxathianes for Carbonyl Epoxidation. *Tetrahedron Asymmetry* **1998**, *9*, 1801–1807. [[CrossRef](#)]
10. Maezaki, N.; Yagi, S.; Ohsawa, S.; Ohishi, H.; Tanaka, T. Pd-Catalyzed Asymmetric Sulfinylzincation of 1-Alkynoates Using 1-Alkynyl Sulfoxides Bearing a Chiral Auxiliary. *Tetrahedron Asymmetry* **2002**, *13*, 1961–1964. [[CrossRef](#)]
11. Yin, Y.; Li, X.; Lee, D.-S.; Yang, T.-K. Asymmetric Conjugate Addition of Diethylzinc to Chalcone Catalyzed by Nickel Complexes Containing Derivatives of (1R,2S,3R)-3-Mercaptocamphan-2-Ol. *Tetrahedron Asymmetry* **2000**, *11*, 3329–3333. [[CrossRef](#)]
12. Hsu, J.-L.; Fang, J.-M. Triflate-Catalysed Addition of Thio Compounds to Camphene. *J. Org. Chem.* **2001**, *66*, 8573–8584. [[CrossRef](#)]
13. Molvinger, K.; Court, J. Reaction of a Chiral Oxygen–Sulfur Paired Bidentate Ligand with Nickel and Iron Boride: Asymmetric Borane Reduction of Ketones. *Tetrahedron Asymmetry* **2001**, *12*, 1971–1973. [[CrossRef](#)]
14. Mellah, M.; Voituriez, A.; Schulz, E. Chiral Sulfur Ligands for Asymmetric Catalysis. *Chem. Rev.* **2007**, *107*, 5133–5209. [[CrossRef](#)] [[PubMed](#)]
15. Fiaud, J.-C.; Mazé, F.; Kagan, H.B. Chiral Hydroxythiols as Catalysts for Enantioselective Borane Ketone Reductions. *Tetrahedron Asymmetry* **1998**, *9*, 3647–3655. [[CrossRef](#)]
16. Pakulski, Z.; Zamojski, A. Separation of Racemic Binaphthol into Enantiomers. Synthesis of Neomenthylthioacetic Acid Chloride—A New Chiral Resolving Agent. *Tetrahedron Asymmetry* **1995**, *6*, 111–114. [[CrossRef](#)]
17. Firdaus, M. Thiol–Ene (Click) Reactions as Efficient Tools for Terpene Modification. *Asian J. Org. Chem.* **2017**, *6*, 1702–1714. [[CrossRef](#)]
18. Firdaus, M.; Montero De Espinosa, L.; Meier, M.A.R. Terpene-Based Renewable Monomers and Polymers via Thiol–Ene Additions. *Macromolecules* **2011**, *44*, 7253–7262. [[CrossRef](#)]
19. Ruggieri, F.; Compagne, N.; Antraygues, K.; Eveque, M.; Flipo, M.; Willand, N. Antibiotics with Novel Mode of Action as New Weapons to Fight Antimicrobial Resistance. *Eur. J. Med. Chem.* **2023**, *256*, 115413. [[CrossRef](#)]
20. Blair, J.M.A.; Webber, M.A.; Baylay, A.J.; Ogbolu, D.O.; Piddock, L.J.V. Molecular Mechanisms of Antibiotic Resistance. *Nat. Rev. Microbiol.* **2015**, *13*, 42–51. [[CrossRef](#)]
21. Nikitina, L.E.; Artemova, N.P.; Startseva, V.A. *Natural and Thio-Modified Monoterpenoids*; LAP LAMBERT: Saarbrücken, Germany, 2011; ISBN 978-3-8484-3023-9. (In Russian)
22. Griffin, S.G.; Wyllie, S.G.; Markham, J.L.; Leach, D.N. The Role of Structure and Molecular Properties of Terpenoids in Determining Their Antimicrobial Activity. *Flavour Fragr. J.* **1999**, *14*, 322–332. [[CrossRef](#)]
23. Griffin, S.G.; Wyllie, S.G.; Markham, J.L. Antimicrobially Active Terpenes Cause K⁺ Leakage in *E. coli* Cells. *J. Essent. Oil Res.* **2005**, *17*, 686–690. [[CrossRef](#)]
24. Mancuso, M.; Catalfamo, M.; Laganà, P.; Rappazzo, A.C.; Raymo, V.; Zampino, D.; Zaccone, R. Screening of Antimicrobial Activity of Citrus Essential Oils against Pathogenic Bacteria and *Candida* Strains. *Flavour Fragr. J.* **2019**, *34*, 187–200. [[CrossRef](#)]
25. Patil, S.P.; Kumbhar, S.T. Evaluation of Terpene-Rich Extract of Lantana Camara L. Leaves for Antimicrobial Activity against Mycobacteria Using Resazurin Microtiter Assay (REMA). *Beni-Suef Univ. J. Basic Appl. Sci.* **2018**, *7*, 511–515. [[CrossRef](#)]
26. Guimarães, A.C.; Meireles, L.M.; Lemos, M.F.; Guimarães, M.C.C.; Endringer, D.C.; Fronza, M.; Scherer, R. Antibacterial Activity of Terpenes and Terpenoids Present in Essential Oils. *Molecules* **2019**, *24*, 2471. [[CrossRef](#)]
27. Kifer, D.; Mužinić, V.; Klarić, M.Š. Antimicrobial Potency of Single and Combined Mupirocin and Monoterpenes, Thymol, Menthol and 1,8-Cineole against Staphylococcus Aureus Planktonic and Biofilm Growth. *J. Antibiot.* **2016**, *69*, 689–696. [[CrossRef](#)]
28. Cordeiro, L.; Figueiredo, P.; Souza, H.; Sousa, A.; Andrade-Júnior, F.; Barbosa-Filho, J.; Lima, E. Antibacterial and Antibiofilm Activity of Myrtenol against Staphylococcus Aureus. *Pharmaceuticals* **2020**, *13*, 133. [[CrossRef](#)]
29. Nikitina, L.E.; Artemova, N.P.; Startseva, V.A.; Fedyunina, I.V.; Klochkov, V.V. Biological Activity of S-Containing Monoterpenoids. *Chem. Nat. Compd.* **2017**, *53*, 811–819. [[CrossRef](#)]
30. Selvaraj, A.; Valliammai, A.; Sivasankar, C.; Suba, M.; Sakthivel, G.; Pandian, S.K. Antibiofilm and Antivirulence Efficacy of Myrtenol Enhances the Antibiotic Susceptibility of Acinetobacter Baumannii. *Sci. Rep.* **2020**, *10*, 21975. [[CrossRef](#)]
31. Zacchino, S.A.; Butassi, E.; Cordisco, E.; Svetaz, L.A. Hybrid Combinations Containing Natural Products and Antimicrobial Drugs That Interfere with Bacterial and Fungal Biofilms. *Phytomedicine* **2017**, *37*, 14–26. [[CrossRef](#)]
32. Mahmoud, R.Y.; Trizna, E.Y.; Sulaiman, R.K.; Pavelyev, R.S.; Gilfanov, I.R.; Lisovskaya, S.A.; Ostolopovskaya, O.V.; Frolova, L.L.; Kutchin, A.V.; Guseva, G.B.; et al. Increasing the Efficacy of Treatment of Staphylococcus Aureus–Candida Albicans Mixed Infections with Myrtenol. *Antibiotics* **2022**, *11*, 1743. [[CrossRef](#)]
33. Grebyonkina, O.N.; Lezina, O.M.; Izmet'sev, E.S.; Sudarikov, D.V.; Pestova, S.V.; Rubtsova, S.A.; Kutchin, A.V. Synthesis of New Monoterpene Sulfonic Acids and Their Derivatives. *Russ. J. Org. Chem.* **2017**, *53*, 860–868. [[CrossRef](#)]
34. Sudarikov, D.V.; Krymskaya, Y.V.; Il'chenko, N.O.; Slepukhin, P.A.; Rubtsova, S.A.; Kutchin, A.V. Synthesis and Biological Activity of Fluorine-Containing Amino Derivatives Based on 4-Caranethiol. *Russ. Chem. Bull.* **2018**, *67*, 731–742. [[CrossRef](#)]
35. Ilchenko, N.O.; Sudarikov, D.V.; Rummyantsev, R.V.; Baidamshina, D.R.; Zakarova, N.D.; Yahia, M.N.; Kayumov, A.R.; Kutchin, A.V.; Rubtsova, S.A. Synthesis and Antimicrobial Activity of Sulfenimines Based on Pinane Hydroxythiols. *Antibiotics* **2022**, *11*, 1548. [[CrossRef](#)]

36. Sudarikov, D.V.; Gyrdymova, Y.V.; Borisov, A.V.; Lukiyanova, J.M.; Rummyantsev, R.V.; Shevchenko, O.G.; Baidamshina, D.R.; Zakarova, N.D.; Kayumov, A.R.; Sinigubova, E.O.; et al. Synthesis and Biological Activity of Unsymmetrical Monoterpenylthiary Disulfides. *Molecules* **2022**, *27*, 5101. [[CrossRef](#)] [[PubMed](#)]
37. Sikkema, J.; de Bont, J.A.; Poolman, B. Mechanisms of Membrane Toxicity of Hydrocarbons. *Microbiol. Rev.* **1995**, *59*, 201–222. [[CrossRef](#)]
38. Uribe, S.; Pena, A. Toxicity of Allelopathic Monoterpene Suspensions on Yeast Dependence on Droplet Size. *J. Chem. Ecol.* **1990**, *16*, 1399–1408. [[CrossRef](#)] [[PubMed](#)]
39. Šturm, L.; Poklar Ulrih, N. Propolis Flavonoids and Terpenes, and Their Interactions with Model Lipid Membranes: A Review. In *Advances in Biomembranes and Lipid Self-Assembly*; Elsevier: Amsterdam, The Netherlands, 2020; Volume 32, pp. 25–52, ISBN 978-0-12-820968-4.
40. Nogueira, J.O.e.; Campolina, G.A.; Batista, L.R.; Alves, E.; Caetano, A.R.S.; Brandão, R.M.; Nelson, D.L.; Cardoso, M.d.G. Mechanism of Action of Various Terpenes and Phenylpropanoids against *Escherichia Coli* and *Staphylococcus aureus*. *FEMS Microbiol. Lett.* **2021**, *368*, fnab052. [[CrossRef](#)]
41. Yang, S.-K.; Yusoff, K.; Ajat, M.; Yap, W.-S.; Lim, S.-H.E.; Lai, K.-S. Antimicrobial Activity and Mode of Action of Terpene Linalyl Anthranilate against Carbapenemase-Producing *Klebsiella Pneumoniae*. *J. Pharm. Anal.* **2021**, *11*, 210–219. [[CrossRef](#)]
42. Mendanha, S.A.; Moura, S.S.; Anjos, J.L.V.; Valadares, M.C.; Alonso, A. Toxicity of Terpenes on Fibroblast Cells Compared to Their Hemolytic Potential and Increase in Erythrocyte Membrane Fluidity. *Toxicol. In Vitro* **2013**, *27*, 323–329. [[CrossRef](#)] [[PubMed](#)]
43. Ishmuratov, G.Y.; Yakovleva, M.P.; Tukhvatshin, V.S.; Talipov, R.F.; Nikitina, L.E.; Artemova, N.P.; Startseva, V.A.; Tolstikov, A.G. Sulfur-Containing Derivatives of Mono- and Bicyclic Natural Monoterpenoids. *Chem. Nat. Compd.* **2014**, *50*, 22–47. [[CrossRef](#)]
44. Janes, J.F.; Marr, I.M.; Unwin, N.; Banthorpe, D.V.; Yusuf, A. Reaction of Monoterpenoids with Hydrogen Sulphide to Form Thiols Andepi-Sulphides of Potential Organoleptic Significance. *Flavour Fragr. J.* **1993**, *8*, 289–294. [[CrossRef](#)]
45. Tolstikov, G.A.; Kanzafarov, F.Y.; Sangalov, Y.A.; Dzhemilev, U.M. Alkylaluminum Chlorides as Catalysts of the Addition of Hydrogen Sulfide to Olefins. *Neftekhimiya* **1979**, *19*, 425–429.
46. Tolstikov, G.A.; Kanzafarov, F.Y.; Dzhemilev, U.M.; Kantyukova, R.G.; Zelenova, L.M. Electrophilic Thiylation of Bicyclic Monoterpenes by Hydrogen Sulfide and 1-Butanethiol. *Zhurnal Organicheskoi Khimii* **1983**, *19*, 2075–2081.
47. Demole, E.; Enggist, P.; Ohloff, G. 1-p-Menthene-8-thiol: A powerful flavor impact constituent of grapefruit juice (*Citrus paradisi* MACFAYDEN). *Helv. Chim. Acta* **1982**, *65*, 1785–1794. [[CrossRef](#)]
48. Weiwier, M.; Chaminade, X.; Bayón, J.C.; Duñach, E. Indium Triflate-Catalysed Addition of Thio Compounds to Camphene: A Novel Route to 2,3,3-Trimethyl-2-thiobicyclo[2.2.1]heptane Derivatives. *Eur. J. Org. Chem.* **2007**, *2007*, 2464–2469. [[CrossRef](#)]
49. Candela, K.; Fellous, R.; Joulain, D.; Faure, R. An Unusual Rearrangement of the Thujane Skeleton under Free-Radical Conditions: Synthesis of Thioacetates and Thiols Derivatives of (-)-Sabinene. *Sulfur Lett.* **2002**, *25*, 145–149. [[CrossRef](#)]
50. Gadras, A.; Dunogues, J.; Calas, R.; Deleris, G. Regiospecific Two-Step Synthesis of Optically Active Allylic Terpenyl Thiols. *J. Org. Chem.* **1984**, *49*, 442–444. [[CrossRef](#)]
51. Wadhwa, P.; Kharbanda, A.; Sharma, A. Thia-Michael Addition: An Emerging Strategy in Organic Synthesis. *Asian J. Org. Chem.* **2018**, *7*, 634–661. [[CrossRef](#)]
52. Kambe, N. Product Class 5: Alkanethiols. In *Category 5, Compounds with One Saturated Carbon Heteroatom Bond*; Science of Synthesis; Georg Thieme Verlag: Stuttgart, Germany, 2015; Volume 39, ISBN 978-3-13-118921-9.
53. Shcherbakova, I.; Pozharskii, A.F. Alkyl Chalcogenides: Sulfur-Based Functional Groups. In *Comprehensive Organic Functional Group Transformations II*; Elsevier: Amsterdam, The Netherlands, 2005; pp. 89–235, ISBN 978-0-08-044655-4.
54. Ilchenko, N.O.; Sudarikov, D.V.; Slepukhin, P.A.; Rubtsova, S.A.; Kutchin, A.V. Synthesis of Chiral CF₃-Containing Pinane-Type Hydroxythiols. *ChemistrySelect* **2021**, *6*, 1710–1714. [[CrossRef](#)]
55. Banina, O.A.; Sudarikov, D.V.; Krymskaya, Y.V.; Frolova, L.L.; Kuchin, A.V. Synthesis of Chiral Hydroxythiols Based on Oxygen-Containing α - and β -Pinene Derivatives. *Chem. Nat. Compd.* **2015**, *51*, 261–265. [[CrossRef](#)]
56. Lezina, O.M.; Subbotina, S.N.; Frolova, L.L.; Rubtsova, S.A.; Sudarikov, D.V. Synthesis and Oxidative Transformations of New Chiral Pinane-Type γ -Ketothiols: Stereochemical Features of Reactions. *Molecules* **2021**, *26*, 5245. [[CrossRef](#)] [[PubMed](#)]
57. Gianini, M.; Zelewsky, A. von Synthesis of Chiral Thienylpyridines from Naturally Occurring Monoterpenes: Useful Ligands for Cyclometallated Complexes. *Synthesis* **1996**, *1996*, 702–706. [[CrossRef](#)]
58. Lu, C.-D.; Zakarian, A. Total Synthesis of (\pm)-Trichodermamide B and of a Putative Biosynthetic Precursor to Aspergillazine A Using an Oxaza-Cope Rearrangement. *Angew. Chem. Int. Ed.* **2008**, *47*, 6829–6831. [[CrossRef](#)] [[PubMed](#)]
59. Solladié, G.; Lohse, O. New Reagent for the Optical Resolution of Ketones: (–) (1R, 2R, 5R)-5-Methyl-2-(1-Mercapto-1-Methylethyl)-Cyclohexanol. Application to Trans Dimethyl Cyclopentanone-3,4-Dicarboxylate. *Tetrahedron Asymmetry* **1993**, *4*, 1547–1552. [[CrossRef](#)]
60. Kawęcki, R. Facile Synthesis of Homochiral Derivatives of 10-Bornane Sulfinates, Sulfinamides and Sulfinimines. *Tetrahedron Asymmetry* **1999**, *10*, 4183–4190. [[CrossRef](#)]
61. Lynch, J.E. (4a R)-(4a α ,7 α ,8a β)-Hexahydro-4,4,7-Trimethyl-4 H -1,3-Benzoxathiin. In *Encyclopedia of Reagents for Organic Synthesis*; John Wiley & Sons, Ltd.: Chichester, UK, 2001; p. rh014, ISBN 978-0-471-93623-7.
62. Eliel, E.L.; Lynch, J.E.; Kume, F.; Frye, S.V. Chiral 1,3-Oxathiane from (+)-Pulegone: Hexahydro-4,4,7-Trimethyl-4h-1,3-Benzoxathiin. *Org. Synth.* **1987**, *65*, 215. [[CrossRef](#)]

63. Banina, O.A.; Sudarikov, D.V.; Slepukhin, P.A.; Frolova, L.L.; Kuchin, A.V. Stereoselective Synthesis of Carane-Type Hydroxythiols and Disulfides Based on Them. *Chem. Nat. Compd.* **2016**, *52*, 240–247. [[CrossRef](#)]
64. Paquette, L.A.; Ross, R.J.; Shi, Y.J. Regioselective Routes to Nucleophilic Optically Active 2- and 3-Carene Systems. *J. Org. Chem.* **1990**, *55*, 1589–1598. [[CrossRef](#)]
65. Nakano, T.; Shikisai, Y.; Okamoto, Y. Helix-Sense-Selective Free Radical Polymerization of 1-Phenyldibenzosuberyl Methacrylate. *Polym. J.* **1996**, *28*, 51–60. [[CrossRef](#)]
66. Taj, S.S.; Soman, R. Asymmetric Methylene Transfer Reactions I: Asymmetric Synthesis of Oxiranes from Carbonyl Compounds by Methylene Transfer Reaction Using Chiral S-Methyl-S-Neomenthyl-N-Tosyl Sulfoximines. *Tetrahedron Asymmetry* **1994**, *5*, 1513–1518. [[CrossRef](#)]
67. Mikołajczyk, M.; Perlikowska, W.; Omelańczuk, J. Synthesis of (+)-Neomenthanethiol and Some of Its Derivatives. A New Example of Asymmetric Induction in the Sulfoxide Synthesis. *Synthesis* **1987**, *1987*, 1009–1012. [[CrossRef](#)]
68. Banach, A.; Ścianowski, J.; Ozimek, P. The Use of Sulfides Derived from Carane, *P*-Menthane, Pinane, and Bornane in the Synthesis of Optically Active Epoxides. *Phosphorus Sulfur Silicon Relat. Elem.* **2014**, *189*, 274–284. [[CrossRef](#)]
69. Izmes't'ev, E.S.; Sudarikov, D.V.; Rubtsova, S.A.; Slepukhin, P.A.; Kuchin, A.V. Asymmetric Synthesis of New Optically Active Sulfinamides of Menthane Series and Their Derivatives. *Russ. J. Org. Chem.* **2012**, *48*, 184–192. [[CrossRef](#)]
70. Blanco, J.M.; Caamaño, O.; Eirín, A.; Fernández, F.; Medina, L. Synthesis of Chiral Sulfinic Acids: Sodium(1 *S*-Exo)-2-Bornanesulfinate. *Synthesis* **1990**, *1990*, 584–586. [[CrossRef](#)]
71. Li, J.; Ji, K.; Zheng, R.; Nelson, J.; Zhang, L. Expanding the Horizon of Intermolecular Trapping of in Situ Generated α -Oxo Gold Carbenes: Efficient Oxidative Union of Allylic Sulfides and Terminal Alkynes via C–C Bond Formation. *Chem. Commun.* **2014**, *50*, 4130–4133. [[CrossRef](#)] [[PubMed](#)]
72. Izmes't'ev, E.S.; Sudarikov, D.V.; Rubtsova, S.A.; Slepukhin, P.A.; Kuchin, A.V. Synthesis and Reduction of New Sulfinimines with Isobornane Structure. *Russ. J. Org. Chem.* **2012**, *48*, 1407–1418. [[CrossRef](#)]
73. Aversa, M.C.; Barattucci, A.; Bonaccorsi, P.; Giannetto, P.; Nicolò, F. Structural Feature Relevance of the Chiral Alkyl Residue in the Addition Alkanesulfenic Acids/Enynes. Synthesis and Diels–Alder Reactivity of Enantiopure (*E*)-3-[(1*S*-Exo)-2-Bornylsulfanyl]-1-Methoxybuta-1,3-Dienes. *J. Org. Chem.* **1999**, *64*, 2114–2118. [[CrossRef](#)]
74. Rollin, P. Nucleophilic Inversions of a Chiral Alcohol Mediated by Zinc Salts. *Synth. Commun.* **1986**, *16*, 611–616. [[CrossRef](#)]
75. Uehara, K.; Tomooka, K. Planar Chiral Organosulfur Cycles. *Chem. Lett.* **2009**, *38*, 1028–1029. [[CrossRef](#)]
76. Galaka, T.; Ferrer Casal, M.; Storey, M.; Li, C.; Chao, M.; Szajnman, S.; Docampo, R.; Moreno, S.; Rodriguez, J. Antiparasitic Activity of Sulfur- and Fluorine-Containing Bisphosphonates against Trypanosomatids and Apicomplexan Parasites. *Molecules* **2017**, *22*, 82. [[CrossRef](#)] [[PubMed](#)]
77. Lee, S.M.; Cheng, Q.; Yu, X.; Liu, S.; Johnson, L.T.; Siegwart, D.J. A Systematic Study of Unsaturation in Lipid Nanoparticles Leads to Improved mRNA Transfection In Vivo. *Angew. Chem. Int. Ed.* **2021**, *60*, 5848–5853. [[CrossRef](#)] [[PubMed](#)]
78. Lee, D.-S.; Hung, S.-M.; Lai, M.-C.; Chu, H.-Y.; Yang, T.-K. Preparation of Optically Active New Mercapto Chiral Auxiliaries Derived from Camphor. *Org. Prep. Proced. Int.* **1993**, *25*, 673–679. [[CrossRef](#)]
79. Hung, S.-M.; Lee, D.-S.; Yang, T.-K. New Chiral Auxiliary: Optically Active Thiol Derived from Camphor. *Tetrahedron Asymmetry* **1990**, *1*, 873–876. [[CrossRef](#)]
80. Cocker, W.; Grayson, D.H. A Convenient Preparation of (–)- β -3,4-Epoxy-carane. *Tetrahedron Lett.* **1969**, *10*, 4451–4452. [[CrossRef](#)]
81. Blanco, J.M.; Caamaño, O.; Fernandez, F.; Nieto, I. Syntheses of Chiral Menthyl and Neomenthyl Sulfides, sulfoxides and sulfones. *J. Prakt. Chemie/Chemiker-Ztg.* **1995**, *337*, 538–541. [[CrossRef](#)]
82. Izmes't'ev, E.S.; Sudarikov, D.V.; Rubtsova, S.A.; Kuchin, A.V. Synthesis of Several Optically Active Menthane Disulfides and Thiosulfates. *Chem. Nat. Compd.* **2011**, *47*, 46–50. [[CrossRef](#)]
83. Wilson, S.R.; Caldera, P.; Jester, M.A. Synthesis of Sulfides and Mercaptans from Thioketals. *J. Org. Chem.* **1982**, *47*, 3319–3321. [[CrossRef](#)]
84. Spallek, M.J.; Storch, G.; Trapp, O. Straightforward Synthesis of Poly(Dimethylsiloxane) Phases with Immobilized (1*R*)-3-(Perfluoroalkanoyl)Camphorate Metal Complexes and Their Application in Enantioselective Complexation Gas Chromatography. *Eur. J. Org. Chem.* **2012**, *2012*, 3929–3945. [[CrossRef](#)]
85. Wu, H.-L.; Wu, P.-Y.; Cheng, Y.-N.; Uang, B.-J. Enantioselective Addition of Organozinc Reagents to Carbonyl Compounds Catalyzed by a Camphor Derived Chiral γ -Amino Thiol Ligand. *Tetrahedron* **2016**, *72*, 2656–2665. [[CrossRef](#)]
86. Wolinsky, J.; Marhenke, R.; Eustace, E.J. Sulfonation of Terpene Derivatives. Aluminum Hydride Desulfurization of Sultones. *J. Org. Chem.* **1973**, *38*, 1428–1430. [[CrossRef](#)]
87. Wolinsky, J.; Marhenke, R.L. Lithium Aluminum Hydride Reduction of Terpene Sultones. *J. Org. Chem.* **1975**, *40*, 1766–1770. [[CrossRef](#)]
88. Mulani, M.S.; Kamble, E.E.; Kumkar, S.N.; Tawre, M.S.; Pardesi, K.R. Emerging Strategies to Combat ESKAPE Pathogens in the Era of Antimicrobial Resistance: A Review. *Front. Microbiol.* **2019**, *10*, 539. [[CrossRef](#)] [[PubMed](#)]
89. Song, X.; Yue, Z.; Nie, L.; Zhao, P.; Zhu, K.; Wang, Q. Biological Functions of Diallyl Disulfide, a Garlic-Derived Natural Organic Sulfur Compound. *Evid. Based Complement. Alternat. Med.* **2021**, *2021*, 5103626. [[CrossRef](#)]
90. Alam, M.; Zubair, S.; Farazuddin, M.; Ahmad, E.; Khan, A.; Zia, Q.; Malik, A.; Mohammad, O. Development, Characterization and Efficacy of Niosomal Diallyl Disulfide in Treatment of Disseminated Murine Candidiasis. *Nanomed. Nanotechnol. Biol. Med.* **2013**, *9*, 247–256. [[CrossRef](#)]

91. Jing, Q.; Hu, X.; Ma, Y.; Mu, J.; Liu, W.; Xu, F.; Li, Z.; Bai, J.; Hua, H.; Li, D. Marine-Derived Natural Lead Compound Disulfide-Linked Dimer Psammaphin A: Biological Activity and Structural Modification. *Mar. Drugs* **2019**, *17*, 384. [[CrossRef](#)]
92. Moriarty, R.M.; Roll, D.M.; Ku, Y.-Y.; Nelson, C.; Ireland, C.M. A Revised Structure for the Marine Bromoindole Derivative Citorellamine. *Tetrahedron Lett.* **1987**, *28*, 749–752. [[CrossRef](#)]
93. Roll, D.M.; Ireland, C.M. Citorellamine, a New Bromoindole Derivative from *Polycitrella-Mariae*. *Tetrahedron Lett.* **1985**, *26*, 4303–4306. [[CrossRef](#)]
94. Sheppard, J.G.; Frazier, K.R.; Saralkar, P.; Hossain, M.F.; Geldenhuys, W.J.; Long, T.E. Disulfiram-Based Disulfides as Narrow-Spectrum Antibacterial Agents. *Bioorg. Med. Chem. Lett.* **2018**, *28*, 1298–1302. [[CrossRef](#)]
95. Turos, E.; Revell, K.D.; Ramaraju, P.; Gergeres, D.A.; Greenhalgh, K.; Young, A.; Sathyanarayan, N.; Dickey, S.; Lim, D.; Alhamadsheh, M.M. Unsymmetric Aryl-Alkyl Disulfide Growth Inhibitors of Methicillin-Resistant *Staphylococcus Aureus* and *Bacillus Anthracis*. *Bioorg. Med. Chem.* **2008**, *16*, 6501–6508. [[CrossRef](#)]
96. Branowska, D.; Ławecka, J.; Sobiczewski, M.; Karczmarzyk, Z.; Wysocki, W.; Wolińska, E.; Olender, E.; Mirosław, B.; Perzyna, A.; Bielawska, A.; et al. Synthesis of Unsymmetrical Disulfanes Bearing 1,2,4-Triazine Scaffold and Their in Vitro Screening towards Anti-Breast Cancer Activity. *Monatshefte Für Chem.-Chem. Mon.* **2018**, *149*, 1409–1420. [[CrossRef](#)] [[PubMed](#)]
97. McCann, J.; Ames, B.N. A Simple Method for Detecting Environmental Carcinogens as Mutagens. *Ann. N. Y. Acad. Sci.* **1976**, *271*, 5–13. [[CrossRef](#)] [[PubMed](#)]
98. Sudarikov, D.V.; Chashchina, E.V.; Kolesnikova, A.I.; Baidamshina, D.R.; Kayumov, A.R.; Rubtsova, S.A. Synthesis and Antimicrobial Activity of New Thiomonoterpene Carboxylic Acids. *Russ. Chem. Bull.* **2023**, *72*. *in print*.
99. Vargas-Díaz, M.E.; Joseph-Nathan, P.; Tamariz, J.; Zepeda, L.G. Synthesis of a New (1*R*)-(–)-Myrtenal-Derived Dioxadithiadodecacycle and Its Use as an Efficient Chiral Auxiliary. *Org. Lett.* **2007**, *9*, 13–16. [[CrossRef](#)] [[PubMed](#)]
100. Vargas-Díaz, M.E.; Mendoza-Figueroa, H.L.; Fragoso-Vázquez, M.J.; Ayala-Mata, F.; Joseph-Nathan, P.; Zepeda, L.G. Synthesis of Acyldodecaheterocycles Derived from (1*R*)-(–)-Myrtenal and Evaluation as Chiral Auxiliaries. *Tetrahedron Asymmetry* **2012**, *23*, 1588–1595. [[CrossRef](#)]
101. Pérez-Estrada, S.; Lagunas-Rivera, S.; Vargas-Díaz, M.E.; Velázquez-Ponce, P.; Joseph-Nathan, P.; Zepeda, L.G. Enantioselective Synthesis of Either Enantiomer of α -Alkyl- α -Hydroxy- α -Phenylacetic Acids Using Chiral Auxiliaries. *Tetrahedron Asymmetry* **2005**, *16*, 1837–1843. [[CrossRef](#)]
102. Yang, T.-K.; Lee, D.-S. Application of MerCO as a Chiral Catalyst in Asymmetric Synthesis: Asymmetric Borane Reduction of Ketones. *Tetrahedron Asymmetry* **1999**, *10*, 405–409. [[CrossRef](#)]

Disclaimer/Publisher's Note: The statements, opinions and data contained in all publications are solely those of the individual author(s) and contributor(s) and not of MDPI and/or the editor(s). MDPI and/or the editor(s) disclaim responsibility for any injury to people or property resulting from any ideas, methods, instructions or products referred to in the content.