

RESEARCH

Open Access



Evaluation the quality of bag-mask ventilation by E/C, T/E and hook technique (a new proposed technique)

Moloud Balafar¹, Mahboub Pouraghai¹, Seyed Pouya Paknezhad¹, Saba Nemati Ahmad Abad² and Hassan Soleimanpour^{3*}

Abstract

Background Bag-Mask Ventilation (BMV) is a crucial skill in managing emergency airway situations and induction of general anesthesia. Ensuring proficient BMV execution is imperative for healthcare providers. Various techniques exist for performing BMV. This study aims to compare the quality of ventilation achieved using the E/C technique, Thenar Eminence (T/E) technique and a novel approach referred to as the hook technique. The goal is to identify the most effective single-person BMV method.

Method We conduct a pilot study on manikins involving 63 medical staff members who used the hook technique for ventilation. Subsequently, we obtained ethical approval and patient guardian consent to perform the study on 492 emergency department (ED) patients. These patients were randomly divided into three groups, with each group subjected to one three ventilation techniques. The study focused on patients requiring reliable airway management for rapid sequence intubation (RSI). Ventilation was administrated using bag-mask device connected to the capnograph. End-tidal CO₂ (ETCO₂) levels were recorded. Demographic data were collected and analyzed by SPSS software version 22. Success rates were reported as frequency (percentage) as well as mean \pm standard deviation.

Result Comparing partial pressure of CO₂ (PCO₂) results obtained via capnography between T/E, E/C and hook techniques, we found that the successful ventilation rate was 87.2% for T/E, 89.6% for E/C, and 93.3% for the hook methods. The hook method demonstrated significantly higher success rate compared to the other two techniques (P-value = 0.038). Furthermore, we observed statistically significant trends in PCO₂ changes between measurements both within and between groups (P-value < 0/001).

Conclusion Our study indicates that the hook method achieved notably higher success rate in ventilation compared to the T/E and E/C methods. This suggests that the hook method, which involves a chin lift maneuver while securely fitting the mask, could serve as a novel BMV technique, particularly for resuscitation with small hands for a prolonged use without fatigue and finger discomfort. Our finding contributes to the development of a new BMV method referred to as the hook technique.

*Correspondence:

Hassan Soleimanpour
h.soleimanpour@gmail.com; soleimanpourh@tbzmed.ac.ir

Full list of author information is available at the end of the article



© The Author(s) 2023, corrected publication 2024. **Open Access** This article is licensed under a Creative Commons Attribution 4.0 International License, which permits use, sharing, adaptation, distribution and reproduction in any medium or format, as long as you give appropriate credit to the original author(s) and the source, provide a link to the Creative Commons licence, and indicate if changes were made. The images or other third party material in this article are included in the article's Creative Commons licence, unless indicated otherwise in a credit line to the material. If material is not included in the article's Creative Commons licence and your intended use is not permitted by statutory regulation or exceeds the permitted use, you will need to obtain permission directly from the copyright holder. To view a copy of this licence, visit <http://creativecommons.org/licenses/by/4.0/>. The Creative Commons Public Domain Dedication waiver (<http://creativecommons.org/publicdomain/zero/1.0/>) applies to the data made available in this article, unless otherwise stated in a credit line to the data.

Trial registration IRCT registration number: IRCT20121010011067N5. URL of trial registry record: <https://www.irct.ir/trial/57420>.

Keywords Bag -mask ventilation, Airway management, E/C method, Thenar eminence technique, Hook method

Introduction

Bag-Mask Ventilation (BMV) plays a pivotal role in managing emergency airway situations and facilitating general anesthesia [1]. Despite its apparent simplicity, BMV demands precision and expertise. It requires skilled operator who can securely position the mask and administer the requisite positive pressure [2]. Inexperienced use of BMV is considered a relative contraindication [3]. According to the American Society of Anesthesiologists (ASA), Difficult Bag-mask Ventilation (DMV) occurs when an anesthesiologist struggle to establish effective BMV due to various issues, including incomplete mask sealing, gas leakage around the mask, high resistance to gas inlet and outlet, and signs of poor ventilation leading to a drop in Oxygen saturation below 90%, even with 100% oxygen [3]. It is commonly recommended that BMV during cardio-pulmonary resuscitation (CPR) be performed by two experienced operators, given the challenges faced during single-person ventilation (4). However, scenarios may arise where only one healthcare provider is available to administer BMV effectively. Hence, it is essential to identify a technique that can be performed solo. Multiple BMV techniques exist, one of which is the E/C technique, involving placing the mask pad between the thumb and index finger while using the other fingers to perform a chin lift maneuver [5]. Another technique known as thenar eminence (T/E) technique is widely recognized [6]. In this study, we introduced a novel BMV technique referred to as the hook method, which has not been previously described. Given the critical importance of BMV and necessity of learning and refining these techniques, our research aims to compare the quality of BMV using the E/C, T/E and hook techniques to determine the most effective single-person BMV method. Figures 1, 2 and 3 show these mentioned BMV techniques.

Materials and methods

To design this study, we initially conducted a pilot study on manikins with participation of 63 emergency medicine residents who were eligible for airway management.

This pilot study aimed to evaluate the effectiveness of the hook method, a technique involving the resuscitator's palm on the mask pads front and fingers guiding the patients chin upwards. This approach was subsequently compared to the E/C and T/E techniques. A divider was used to ensure that the recorder assistant remained blinded to the BMV technique employed. Chest rises quality was recorded for all three techniques.

Upon successful outcomes from the manikin pilot study, and after obtaining ethical approval and consent from patient's guardians, we proceeded to enroll 492 patients admitted to ED. Sample size was calculated based on pilot study considering a power of 80% and a type one error of less than 0.05. These patients were randomly divided into three groups using <http://www.randomization.com> site, each subjected to one of the three ventilation techniques. The study focused on patients requiring reliable airway management with an indication for rapid sequence intubation (RSI). Patients who required intubation using other methods, obese patients, those with facial anomalies, a history of malignant hyperthermia, a nasogastric tube, significant burns, peritonitis lasting more than three days, and patients with extensive beards and mustaches were excluded from the study.

After the screening, pre-oxygenation, premedication, and induction of anesthesia, patients were ventilated by a bag-mask attached to a capnograph by an emergency medicine specialist, senior resident, or emergency attending. Twelve breaths/min with 100% FIO₂ were given. We used the RESPIRONICS brand capnograph device, the product of Respironics, Inc. with specifications of Cosmas Court 2271, Carlsbad, CA USA 92,009 was used. Capnography device is a standard calibrated device and its gold standard for improving ventilation with Bag - Mask. The ET CO₂ sensor placed between mask's inlet and bag's connector part (outlet). Depending on whether patients were in group I, II or III, before induction of anesthesia, patients were ventilated 8 times by bag-mask and at the end of each ventilation, ET CO₂ was recorded. BMV success assessment is defined as follows: Increase ET CO₂ to more than 20 mmHg and return to baseline [6]. Comparison between Bag-Mask ventilation using E / C, T/E and Hook methods in the three study groups was performed. Flowchart of the study is available in the Fig. 4. We used the opaque drape over patient to separate the mouth and nose from the chest. It was impossible for two assessors (professors of emergency medicine) to see which BMV techniques were used by an emergency medicine specialist, senior resident, or emergency attending. On the other side of the curtain, two evaluators (two emergency medicine specialists) evaluated the BMV techniques based on the chest expansion score from 1 to 4. To evaluate Chest Rising in the studied patients, by visual method, patients were categorised into four groups: the amount of chest rising in group one was between 0 and 25% (score 1), 25–50% in group two (score 2), 50–75% in group three (score 3) and 75–100%




Fig. 1 E/C technique application in a manikin

in group four (score 4). Patients in group one and two considered to have unsuccessful ventilation due to lack in chest rise, and in groups three and four, the ventilation was considered successful.

Data analysis

Data analysis was conducted using SPSS software version 22. We collected and analyzed demographic data, reporting success rates as frequencies and mean \pm standard deviation.

Success and failure in the Pilot study were expressed as a percentage and the results were reported as frequency (percentage) as well as.

We utilized statistical tests such as Kolmogorov-Smirnov test to assess data normality, the Kruskal-Wallis test for non-normally distributed data, and repeated measure tests. Additionally, we calculated Diagnostic test parameters including positive and negative predictive values, sensitivity, specificity, and Youden's Index. A P-value of ≤ 0.05 was considered statistically significant.



Fig. 2 Thenar Eminence (T/E) technique application in a manikin

Results

Results of pilot study showed 93.7% success rate in ventilating manikins for hook method, compared to a 90% and 87.3% success rate for E/C and T/E methods respectively. No significant difference has been found between three methods.

In patients ventilated by the hook method, 47.6% were women and 52.4% were men. The mean age of patients was 46 ± 17.4 with a minimum age of 18 years and maximum age of 99 years. In patients ventilated by the E/C technique, 48.2% of women and 51.8% of men. The mean age of patients in this group was 50 ± 18.8 with a

minimum age of 18 and a maximum age of 99 years. In T/E method group 48.2% of patients were female and 51.8% were male. The mean age of patients in this group was 47 ± 17.6 with a minimum age of 18 and a maximum age of 89 years.

There was no significant difference in terms of sex distribution between three groups (PV: 0.998). In comparison with PCO₂ results obtained from capnography between E/C, T/E and Hook techniques, the ventilation rate was 87.2% and 89.6% in the T/E and E/C methods respectively and 93.3% in the Hook method. The success rate of ventilation with the Hook method was



Fig. 3 Hook technique application in a manikin

considerably higher than the E / C and T/E methods. There was a significant difference in ventilation success between the three methods ($PV=0.038$).

PCO₂ measurement times from the 2nd to the 10th second were recorded in three techniques and a statistically significant difference was observed in fifth to eighth seconds ($PV=0.008$), ($PV<0/001$), ($PV<0/001$) respectively.

More information is shown in Table 1. In the comparison between groups, the trend of PCO₂ changes in different measurements was statistically significant ($pv=0.006$). Also, the within-group comparison of

PCO₂ changes in different measurements was statistically significant ($P<0/001$). Figure 5 shows the trend of PCO₂ changes at measurement times by E / C, T/E and hook methods. The sensitivity of chest rising in all three techniques was 100%. Specificity in E/C technique, T/E technique and hook method was 100%, 28.6% and 50% respectively. Positive predictive value was 100% in E/C technique, 90.5% in T/E technique and 96.5% in hook method. Negative predictive value was 100% in all three groups.

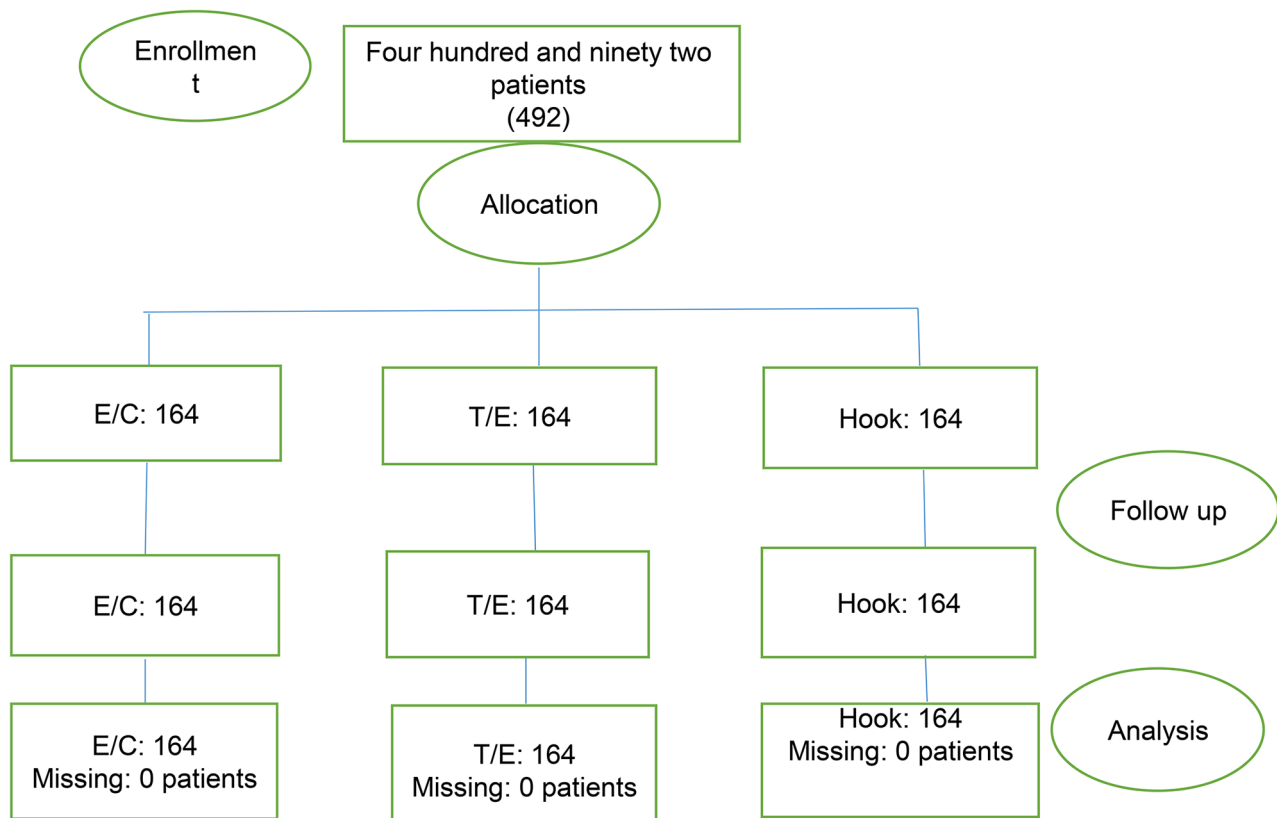


Fig. 4 Flow chart of the study

Table 1 Comparison of capnograph-derived PCO₂s in different measurements between ventilated patients with hook method, T/E method and E/C technique

Measurement time	Technique used for ventilation			p-value	Group effect p-value	Time effect p-value
	T/E method Median (IQR*)	E/C method Median (IQR)	Hook method Median (IQR)			
The 2nd second	20 (20–23)	21(22–20)	21 (20–22)	0.199	0.006**	< 0.001**
The third second	24 (22–25)	23(24–21)	23 (23–24)	0.114		
The fourth second	24 (22–26)	25(26–23)	25 (24–26)	0.071		
The fifth second	26(24–27)	26(28–24)	26 (25–27)	0.008		
The sixth second	25 (23–27)	28(29–25)	27 (26–28)	< 0.001		
The seventh second	26(24–29)	29(30–27)	28 (27–29)	< 0.001		
The eighth second	28(26–30)	30(31–29)	29 (28–30)	< 0.001		
The ninth second	29 (25.27–31)	31(33–29)	30 (28–31)	0.134		
The tenth second	31 (29–34)	32(34–30)	31 (29–32)	0.377		

*IQR=InterQuartileRange

** significant

Discussion

Bag-Mask ventilation is one of the essential skills that every physician should know how to do it properly. Since there are several different ways to BMV, it is important to know the best way to do it that is both convenient and effective by single person. We introduced a method called hook method in which the resuscitator's palm will be used on the front of the mask pad and his or her fingers will guide the patient's chin upwards, And we compared

this method with the E/C and T/E techniques which are common and valid. If the hook-method is successful, it can be a good alternative to do BMV.

In a study done by Umesh et al. about comparing the E/O technique to the E/C technique, they concluded that the E-O technique is superior to the E-C technique in manikins during single person bag-mask ventilation performed by novices. experienced resuscitators, E/C

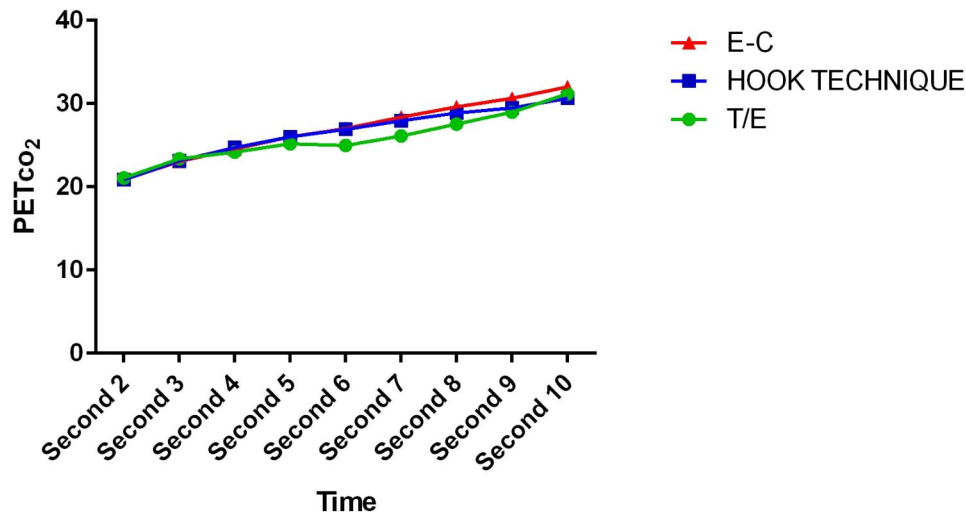


Fig. 5 Trend of Pco2 changes at measurement times by E / C, T/E and hook methods

provided a proper chest expansion. If one technique fails, another can be used instead [5].

Soleimanpour M et al., evaluated the quality of four different BVM ventilation techniques – E-C, Thenar Eminence, Thenar Eminence (Dominant hand)-E-C (Nondominant hand), and Thenar Eminence (Non-dominant hand)-E-C (Dominant hand) – among two novice and experienced groups. They concluded that Novices did Thenar Eminence (non-dominant hand) and E-C (dominant hand) technique better than the other two techniques. Therefore, for new trainees, these two techniques are recommended because of convenience [7].

In another study, Soleimanpour M, et al., compared three techniques on Facility of Bag-Mask Ventilation: Thenar Eminence, E-O, and E-C. They stated that in professional operators there wasn't any significant difference between these three methods, but in novices, the E/O technique is done better and it's a good technique to teach to medical students [8].

Osiński et al. showed a better success rate for a behind the head position in bag mask ventilation compared to ventilation from the side [9]. In our study all patients ventilated from behind the head and we did not studied ventilation from the side. Studying the hook method in a side position can help to draw more accurate conclusions about this technique.

In present study, in pilot study on manikin using hook method, the succession rate was 93.7% and 6.3% were unsuccessful. In comparison of PCO2 results obtained from capnography between two E / C, T/E and hook techniques of patients, the success rate of ventilation in patients ventilated with E/C and T/E methods was 87.2% and 89.6% respectively, while in patients ventilated by hook method success rate was 93.9%. In fact, the success rate of ventilation with hook

method is somewhat higher than the E / C and T/E methods and in comparing the success rate of ventilation between the three methods, a statistically significant difference was observed ($p=0.038$).

Limitations

This study included 492 patients, which may be considered a relatively small sample size for drawing definitive conclusions. While our findings provide valuable insights, larger and more diverse populations could enhance the generalizability of our results. Our study conducted initial assessments on manikins before progressing to human patients. While manikins offer controlled environments for preliminary data collection, they may not fully replicate the complexities of real-life clinical scenarios, and the applicability of our findings to actual patients should be interpreted with this in mind. Our research was conducted at a single medical center, potentially limiting the diversity of patient demographics and clinical scenarios encountered. Future multi-center studies could provide a broader perspective on the applicability of our proposed bag-mask ventilation technique. Visual observations, such as measuring chest rise, are inherently subjective and susceptible to observer bias. While efforts were made to minimize bias, the possibility of subjective assessments affecting our results cannot be entirely eliminated. This study was conducted in a specific region and among a particular population, which may limit the generalizability of our findings to other ethnic or regional groups with distinct characteristics. We studied only dominant hand in all three techniques. Studying these techniques both with dominant and non-dominant hand can give a better view of their performance in real practice.

Conclusion

In the present study, the success rate of BMV by hook method in manikins was 93.7%. In the study on patients, the success rate of BMV by hook technique was 93.9 vs. 87.2% compared to the E/C technique. The results expressed that due to the chin lift maneuver while the mask is fixed on the face, for resuscitators with small hands and for long-term use without fatigue and finger pain, this method can be suggested as a new Bag-Mask Ventilation method. This study leads to the development of a new method for bad-mask ventilation called the hook method.

List of abbreviations

ED	Emergency Department
BMV	Bag-Mask ventilation
DMV	Difficult Bag-mask Ventilation

Acknowledgements

We are grateful to all who participated in this study. Our deep appreciation goes to data collectors, supervisors, and administrative staff of Emergency Department of Imam Reza Hospital, Tabriz, Iran. This article was written based on dataset of Saba Nemati's Medical Specialty degree thesis entitled, "Evaluation of the quality of Bag-Mask Ventilation by E/C, T/E and X method". This study was registered in Tabriz University of Medical Sciences (Code No: 59368). We would like to appreciate the cooperation of the Clinical Research Development Unit, Imam Reza General Hospital, Tabriz, Iran, in conducting this research. We would like to appreciate of the cooperation of Clinical Research Development Unit, Imam Reza General Hospital, Tabriz, Iran in conducting of this research. Special thanks to Prof. Mahboub Pouraghaei, Emergency Medicine Department, Tabriz University of Medical Sciences, Tabriz, Iran for introducing a new method (Hook technique) for bag-mask ventilation.

Authors' contributions

"MB, SPP, MP, SNAA and HS wrote the main manuscript text and HS and MP undertook the major parts of the study design and performed the statistical analysis. All authors reviewed the manuscript."

Funding

This study was not funded by any funding.

Data availability

The datasets generated during and analysed during the current study are not publicly available due to restriction of ethic committee of Tabriz University of Medical Sciences but are available from the corresponding author on reasonable request.

Declarations

Ethics approval and consent to participate

This study was approved by the regional ethics committee of Tabriz University of Medical Sciences, Tabriz, Iran with No. IR.TBZMED.REC.1399.383 and registered in IRCT with IRCT registration number: IRCT20121010011067N5. Written informed consent was obtained from each patient's relatives. I confirm that all methods were carried out in accordance with relevant guidelines and regulations. Informed consent have been achieved from all subjects and/ or their legal guardian(s) —for both study participation AND publication of identifying information/images in an online open-access publication (when applicable). All procedures in the study involving human participants were performed in accordance with the ethics standards of the institutional and

national research committee and with the Helsinki Declaration and its later amendments or comparable ethics standards.

Consent to publish

The data presented in the manuscript and its supplemental files do not contain any details relevant to any individual patient and thus, no consent for publication was required.

Competing interests

The authors declare no competing interests.

Author details

¹Emergency and trauma care research center, Tabriz University of Medical Sciences, Tabriz, Iran

²Student Research Committee, Tabriz University of Medical Sciences, Tabriz, Iran

³Road Traffic Injury Research Center, Tabriz University of Medical Sciences, Tabriz, Iran

Received: 15 April 2023 / Accepted: 20 November 2023

Published online: 23 November 2023

References

1. Soleimanpour H, Sarahrudi K, Hadju S, Golzari SEJ. How to overcome difficult-bag-Mask-Ventilation: recent approaches. *Emerg Med*. 2012;2:e116.
2. Weiss AM, Lutes M. Focus on-bag-valve mask ventilation. *ACEP News* September. 2008 Sep.
3. El-Orbany M, Woehlck HJ. Difficult Mask Ventilation. *Anesthesia & analgesia*. 2009;109:1870–1880.
4. Morrison LJ, Deakin CD, Morley PT, Callaway CW, Kerber RE, Kronick SL, Lavo-nas EJ, Link MS, Neumar RW, Otto CW, Parr M, Shuster M, Sunde K, Peberdy MA, Tang W, Hoek TL, Bo'ttiger BW, Drajer S, Lim SH, Nolan JP, Advanced Life Support Chapter Collaborators. Adult advanced cardiovascular life support: 2010 American Heart Association guidelines for Cardiopulmonary resuscita-tion and emergency cardiovascular care. *Circulation*. 2010;122:5729–67.
5. Umesh G, Krishna R, Chaudhuri S, et al. E-O technique is superior to E-C technique in manikins during single person bag mask ventilation performed by novices. *J Clin Monit Comput*. 2014;28:269–73.
6. Conlon NP, Sullivan RP, Herbison PG, Zacharias M, Buggy DJ. The effect of leaving dentures in place on bag-mask ventilation at induction of general anesthesia. *Anesth Analg*. 2007;105(2):370–3. <https://doi.org/10.1213/01.ane.0000267257.45752.31>.
7. Soleimanpour M, Rahmani F, Ala A, Morteza Bagi HR, Mahmoodpoor A, Gol-zari SE, Zahmatyar F, Mehdizadeh Esfanjani R, Soleimanpour H. Comparison of four techniques on facility of two-hand bag-valve-mask (BVM) ventilation: E-C, Thenar Eminence, Thenar Eminence (Dominant hand)-E-C (non-dom-inant hand) and Thenar Eminence (non-dominant hand) - E-C (dominant hand). *J Cardiovasc Thorac Res*. 2016;8(4):147–51.
8. Soleimanpour M, Rahmani F, Morteza Bagi HR, Ala A, Mahmoodpoor A, Has-sani F, Mahdi Sharifi S, Mehdizadeh Esfanjani R, Soleimanpour H. Comparison of three techniques on facility of bag-mask ventilation: Thenar Eminence. E-O and E-C *Anesth Pain Med*. 2018;8(4):e74226. <https://doi.org/10.5812/aapm.74226>. PMID: 30250820; PMCID: PMC6139725.
9. Osiński H, St Cyr A. Comparison of resuscitation techniques using pocket-mask in tactical medicine. *Crit Care Innov*. 2019;2(3):37–45. <https://doi.org/10.32114/CCI.2019.2.3.37.45>.

Publisher's Note

Springer Nature remains neutral with regard to jurisdictional claims in published maps and institutional affiliations.