

Intestinal barrier in inflammatory bowel disease: A bibliometric analysis

Wen-Yu Luan, Zhe Yang, Xiao-Dong Chen, Tong-Tong Zhang, Fang Zhang, Yan-Dong Miao

Specialty type: Gastroenterology and hepatology

Provenance and peer review:

Unsolicited article; Externally peer reviewed.

Peer-review model: Single blind

Peer-review report's scientific quality classification

Grade A (Excellent): A
Grade B (Very good): B
Grade C (Good): 0
Grade D (Fair): 0
Grade E (Poor): E

P-Reviewer: Ho YS, Taiwan;

Tulassay Z, Hungary; Vorobjova T, Estonia

Received: October 8, 2023

Peer-review started: October 8, 2023

First decision: October 29, 2023

Revised: November 5, 2023

Accepted: November 17, 2023

Article in press: November 17, 2023

Published online: December 7, 2023



Wen-Yu Luan, Zhe Yang, Xiao-Dong Chen, Tong-Tong Zhang, Fang Zhang, Yan-Dong Miao, Cancer Center, Yantai Affiliated Hospital of Binzhou Medical University, The 2nd Medical College of Binzhou Medical University, Yantai 264100, Shandong Province, China

Corresponding author: Yan-Dong Miao, MD, Associate Chief Physician, Associate Professor, Cancer Center, Yantai Affiliated Hospital of Binzhou Medical University, The 2nd Medical College of Binzhou Medical University, No. 717 Jinbu Street, Muping District, Yantai 264100, Shandong Province, China. miaoyd_22@bzmc.edu.cn

Abstract

The primary objective of this investigation was to examine the evolving trajectories and pivotal focal points within the domain of research on intestinal barriers with regard to inflammatory bowel disease (IBD). Publications germane to the intestinal barrier in the context of IBD were procured from the Science Citation Index Expanded within the Web of Science Core Collection database. Bibliometric scrutiny and visualization were executed employing the R package "bibliometrix" through the R software platform (version: 4.3.0). A comprehensive compilation of 7344 English-language articles spanning from January 1, 2001 to December 31, 2021 was meticulously identified and included in the analysis. Remarkably, China emerged as the preeminent force in the realm of intestinal barrier research in relation to IBD. The significance of the intestinal barrier in the context of IBD has been progressively and comprehensively acknowledged. This recognition has ushered in a fresh therapeutic perspective that offers the promise of enhancing the management of inflammation and prognostication.

Key Words: Intestinal barrier; Inflammatory bowel disease; Bibliometric analysis; Bibliometrix; Gastroenterology

©The Author(s) 2023. Published by Baishideng Publishing Group Inc. All rights reserved.

Core Tip: The intricate architecture and operation of the intestinal mucosal barrier assume a pivotal role in maintaining the delicate equilibrium of both physiological and immune processes within the confines of the intestinal milieu. This study employed advanced bibliometric methodologies to investigate evolving paradigms and conspicuous research domains within the ambit of research on intestinal barriers with a specific focus on inflammatory bowel disease. The results reveal swift progress within the realm of intestinal barrier research characterized by a proliferation of expansive collaborative endeavors.

Citation: Luan WY, Yang Z, Chen XD, Zhang TT, Zhang F, Miao YD. Intestinal barrier in inflammatory bowel disease: A bibliometric analysis. *World J Gastroenterol* 2023; 29(45): 6017-6021

URL: <https://www.wjgnet.com/1007-9327/full/v29/i45/6017.htm>

DOI: <https://dx.doi.org/10.3748/wjg.v29.i45.6017>

TO THE EDITOR

We have recently examined the scholarly work authored by Zhou *et al*[1] titled "Intestinal barrier in inflammatory bowel disease (IBD): A bibliometric and knowledge-map analysis". The primary objective of this study was to consider the evolving trends and focal points within the realm of intestinal barrier research in the context of IBD. Given that barrier surfaces, which are composed of specialized epithelial cells, serve as the critical demarcation between the host's internal milieu and the external environment and are indispensable for the preservation of proper physiological and immunological equilibrium, we acknowledge the profound significance of this investigation[2-4]. Nevertheless, we wish to proffer a series of thoughtful recommendations pertaining to the information retrieval methodologies employed in this study.

First and foremost, within the domain of bibliometric inquiries, the meticulous formulation of search strategies assumes paramount importance. The authors have duly noted their utilization of the Web of Science Core Collection (WoSCC) as the primary source of original data, a judicious choice in our estimation. However, it is worth noting that WoSCC encompasses at least 10 subdatabases, including the Science Citation Index Expanded (SCI-Expanded), Social Sciences Citation Index, Emerging Sources Citation Index, Arts and Humanities Citation Index, Conference Proceedings Citation Index-Science, Current Chemical Reactions, Conference Proceedings Citation Index-Social Science and Humanities, Book Citation Index-Science, Index Chemicus, and Book Citation Index-Social Sciences and Humanities. In our view, it may not be appropriate to incorporate all of these subdatabases for the retrieval of eligible articles. For instance, utilizing the retrieval formula employed by the authors, no relevant studies could be located in AHCI, CCR-EXPANDED, and IC[5,6]. Consistent with this perspective, some scholars also contend that it is inappropriate to employ such a diverse array of databases that vary in type and level within a singular bibliometric analysis[7,8]. Among these, SCI-Expanded stands out as the most fitting and widely accepted choice for conducting bibliometric analyses[9,10].

Another pivotal aspect that warrants careful consideration pertains to the appropriateness of topic search (TS) for bibliometric endeavors. The "TS" approach, by design, designates a publication as relevant when the search term appears in the "Title (TI)," "Abstract (AB)," "Author keywords (AK)," or "Keywords plus (KP)." It is imperative to determine that "KP" is generated through WoSCC's automated computational algorithms independent of author input. Consequently, the inclusion of "KP" during the search process may inadvertently include a multitude of extraneous publications[11]. In our experience, the prudent course of action involves relying on "TI," "AB," and "AK" as qualifiers to ensure a more precise and semantically meaningful dataset for bibliometric analysis.

Furthermore, it is of paramount importance to recognize that the effectiveness of a search formula hinges on its comprehensiveness because an overly simplistic approach may unintentionally omit pertinent publications. In the study by Zhou *et al*[1], the authors' reliance on the phrases "IBD" OR "ulcerative colitis" OR "Crohn's disease" is insufficient for capturing the entirety of relevant research. Additionally, in Zhou *et al*'s study, the publication period spanned from 2001 to 2021[1]; however, the exact commencement and conclusion dates were not provided. Moreover, there is some inconsistency in the description of the screening timeframe, with the Methods section indicating 2001-2021 while the AB and results sections mention 2002-2022. Hence, further clarification regarding the precise timeframe for the inclusion of literature is warranted.

As part of our contribution to refining the retrieval strategy, we posit that it is prudent to incorporate synonymous terms and nomenclature associated with "IBD". In our opinion, the authors should additionally incorporate the subsequent terms into the search equation: "Intestinal inflammation" and "gut inflammation." Similarly, for "intestinal barrier," the search formula included "intestinal barrier," "gut barrier," "mucosal barrier," "intestinal permeability," "epithelial barrier," "intestinal tight junction," "intestinal epithelium," and "intestinal integrity". Furthermore, numerous terms exhibit both plural and singular variations. The authors could consider employing various wildcards, such as "*", which signifies that it can replace any number of characters. For instance, "IBD*" would return the terms "IBD" and "IBDs". The flowchart of the literature screening is indicated in [Figure 1](#). Our suggested retrieval formula is summarized in [Supplementary material](#).

The refined search query, incorporating a more extensive array of relevant terminologies, undeniably facilitated a more exhaustive exploration of the pertinent literature. Our search, conducted from January 1, 2001 to December 31, 2021, retrieved a total of 9831 records. After the careful exclusion of literature of diverse types and non-English studies, we ultimately preserved 7344 articles for our analysis. The annual publication trends are elucidated in [Figure 2](#) and the corresponding author's countries and country scientific production are manifested in [Figure 3](#).

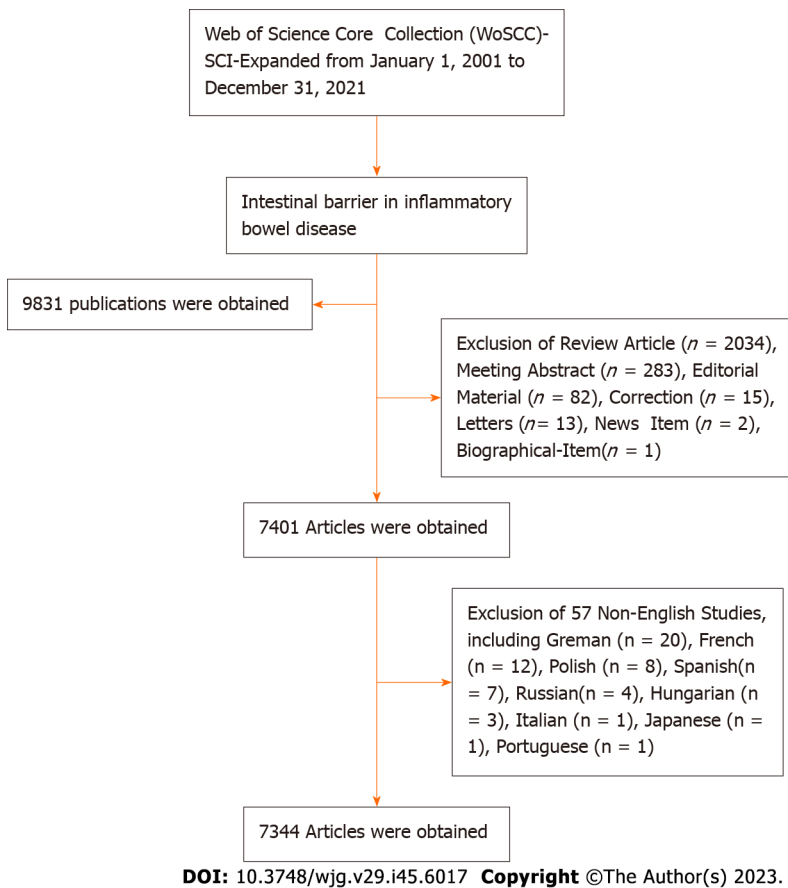


Figure 1 Flowchart of literature screening.

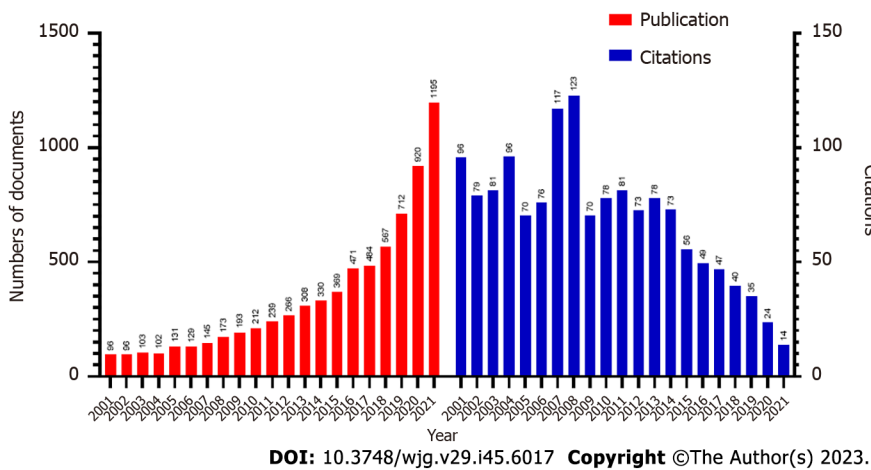


Figure 2 Annual publication trends and country publications.

In contrast to the findings presented by Zhou *et al*[1], our study, which used a more refined retrieval scope focusing on "TI/AK/AB," identified a larger pool of related studies on the intestinal barrier in IBD (7344 *vs* 4482). It is noteworthy that such a substantial change in the number of publications can exert a significant impact on various quantitative data points, including those related to the most prolific countries (as depicted in Figure 3), institutions, and authors. Therefore, to mitigate potential bias, it is imperative to carefully formulate an appropriate retrieval formula when conducting bibliometric analyses. From our perspective, seeking expert consultation to tailor search keywords to the specific domain of study is an essential and prudent step.

It is crucial to underscore that the significant fluctuations in publication numbers can wield a profound influence on various quantitative aspects, including publication counts, citations, the most prolific countries/regions, institutions, authors, cited authors, journals, cited academic journals, keyword co-occurrence, clusters, and bursts. This underscores the critical importance of meticulously devising an appropriate retrieval formula, which serves as the bedrock for unbiased bibliometric analysis. In our considered view, soliciting expert consultation on search keywords tailored to the

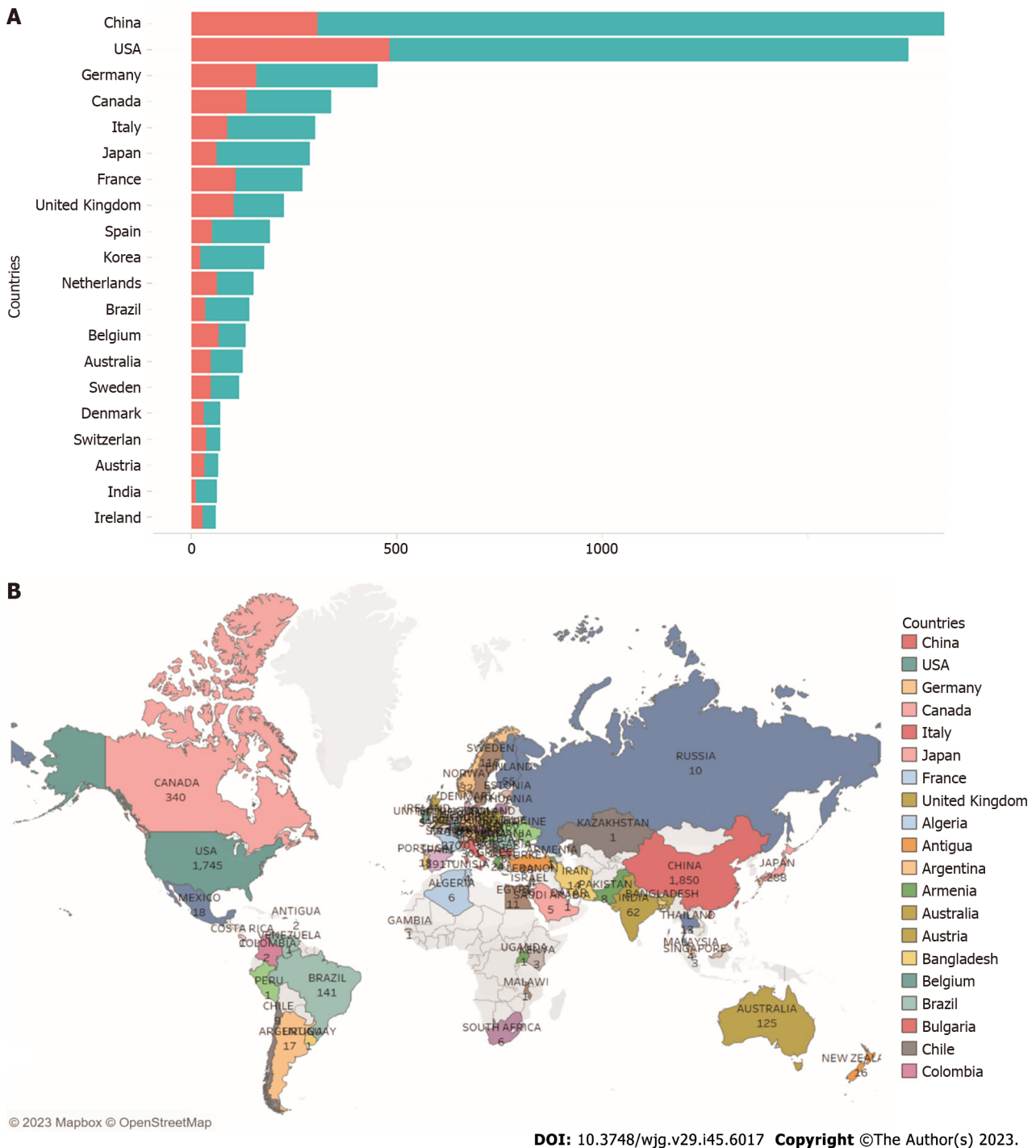


Figure 3 Corresponding author's countries and country scientific production. A: Corresponding author's countries; B: Country scientific production. The data were analyzed using R package "bibliometrix" by R software (version: 4.3.0).

specific domain of study is an indispensable step in this process.

In conclusion, while we extend our commendations to Zhou *et al*[1] for their meticulous work, we firmly believe that our proposal complements the precision and accuracy of the data analysis of trends in research on "intestinal barrier in IBD" during the last two decades.

FOOTNOTES

Co-corresponding authors: Yan-Dong Miao and Fang Zhang.

Author contributions: Miao YD contributed to conceptualization, manuscript writing, review, and editing, funding acquisition, and project administration; Zhang F contributed to conceptualization, manuscript writing, review, and editing, and supervision; Luan WY wrote the original draft; Yang Z, Chen XD, and Zhang TT performed data analysis and prepared the figures. Miao YD and Zhang F were

designated as co-corresponding authors. Miao YD was responsible for the formulation or evolution of overarching research goals and aims, specifically critical review, commentary, or revision in both pre- or post-publication stages, management and coordination for the research activity planning and execution, and acquisition of the financial support for the project leading to this publication, while Zhang F was responsible for reviewing and editing the draft, oversight, and leadership for the research activity planning and execution, including mentorship external to the core team. This designation reflects their equal contributions and shared responsibility in overseeing the project and correspondence related to this research. All authors approved the final manuscript.

Supported by Shandong Province Medical and Health Science and Technology Development Plan Project, No. 202203030713; Science and Technology Program of Yantai Affiliated Hospital of Binzhou Medical University, No. YTFY2022KYQD06.

Conflict-of-interest statement: The authors declare that they have no conflict of interest to disclose.

Open-Access: This article is an open-access article that was selected by an in-house editor and fully peer-reviewed by external reviewers. It is distributed in accordance with the Creative Commons Attribution NonCommercial (CC BY-NC 4.0) license, which permits others to distribute, remix, adapt, build upon this work non-commercially, and license their derivative works on different terms, provided the original work is properly cited and the use is non-commercial. See: <https://creativecommons.org/licenses/by-nc/4.0/>

Country/Territory of origin: China

ORCID number: Wen-Yu Luan 0009-0007-8093-1356; Zhe Yang 0009-0005-1864-2938; Xiao-Dong Chen 0009-0003-9537-7598; Tong-Tong Zhang 0009-0004-6234-5458; Fang Zhang 0000-0001-5120-0991; Yan-Dong Miao 0000-0002-1429-8915.

S-Editor: Qu XL

L-Editor: Wang TQ

P-Editor: Yu HG

REFERENCES

- Zhou F, Wu NZ, Xie Y, Zhou XJ. Intestinal barrier in inflammatory bowel disease: A bibliometric and knowledge-map analysis. *World J Gastroenterol* 2023; **29**: 5254-5267 [PMID: 37901448 DOI: 10.3748/wjg.v29.i36.5254]
- Matsuzawa-Ishimoto Y, Yao X, Koide A, Ueberheide BM, Axelrad JE, Reis BS, Parsa R, Neil JA, Devlin JC, Rudensky E, Dewan MZ, Cammer M, Blumberg RS, Ding Y, Ruggles KV, Mucida D, Koide S, Cadwell K. The $\gamma\delta$ IEL effector API5 masks genetic susceptibility to Paneth cell death. *Nature* 2022; **610**: 547-554 [PMID: 36198790 DOI: 10.1038/s41586-022-05259-y]
- Bourgonje AR, Vogl T, Segal E, Weersma RK. Antibody signatures in inflammatory bowel disease: current developments and future applications. *Trends Mol Med* 2022; **28**: 693-705 [PMID: 35654641 DOI: 10.1016/j.molmed.2022.05.004]
- Kang S, Kim J, Park A, Koh M, Shin W, Park G, Lee TA, Kim HJ, Han H, Kim Y, Choi MK, Park JH, Lee E, Cho HS, Park HW, Cheon JH, Lee S, Park B. TRIM40 is a pathogenic driver of inflammatory bowel disease subverting intestinal barrier integrity. *Nat Commun* 2023; **14**: 700 [PMID: 36755029 DOI: 10.1038/s41467-023-36424-0]
- Ho YS. Commentary: Trends and Development in Enteral Nutrition Application for Ventilator Associated Pneumonia: A Scientometric Research Study (1996-2018). *Front Pharmacol* 2019; **10**: 1056 [PMID: 31607913 DOI: 10.3389/fphar.2019.01056]
- Ho YS. Rebuttal to: Su *et al.* "The neurotoxicity of nanoparticles: A bibliometric analysis," Vol. 34, pp. 922-929. *Toxicol Ind Health* 2019; **35**: 399-402 [PMID: 31244406 DOI: 10.1177/0748233719850657]
- Cheng K, He Y, Gu S, Wu H, Li C. A commentary on 'Evolutionary patterns and research frontiers in neoadjuvant immunotherapy: a bibliometric analysis'. *Int J Surg* 2023; **109**: 2829-2830 [PMID: 37352515 DOI: 10.1097/JS9.0000000000000529]
- de Castilhos Ghisi N, Zuanazzi NR, Fabrin TMC, Oliveira EC. Glyphosate and its toxicology: A scientometric review. *Sci Total Environ* 2020; **733**: 139359 [PMID: 32446085 DOI: 10.1016/j.scitotenv.2020.139359]
- Zhao Y, Zhu Q, Bi C, Yuan J, Chen Y, Hu X. Bibliometric analysis of tumor necrosis factor in post-stroke neuroinflammation from 2003 to 2021. *Front Immunol* 2022; **13**: 1040686 [PMID: 36389810 DOI: 10.3389/fimmu.2022.1040686]
- Pan Y, Deng X, Chen X, Lin M. Bibliometric analysis and visualization of research trends in total mesorectal excision in the past twenty years. *Int J Surg* 2023 [PMID: 37678311 DOI: 10.1097/JS9.0000000000000681]
- Ho YS. Comments on Research trends of macrophage polarization: a bibliometric analysis. *Chin Med J (Engl)* 2019; **132**: 2772 [PMID: 31765362 DOI: 10.1097/CM9.0000000000000499]



Published by **Baishideng Publishing Group Inc**
7041 Koll Center Parkway, Suite 160, Pleasanton, CA 94566, USA
Telephone: +1-925-3991568
E-mail: bpgoffice@wjgnet.com
Help Desk: <https://www.f6publishing.com/helpdesk>
<https://www.wjgnet.com>

