


Article

Systematic Assessment of the Catalytic Reactivity of Frustrated Lewis Pairs in C-H Bond Activation

Yongjie Guo ^{1,†}, Xueqi Lian ^{2,†}, Hao Zhang ¹, Xueling Zhang ², Jun Chen ¹, Changzhong Chen ¹, Xiaobing Lan ^{1,*}  and Youxiang Shao ^{2,*}

¹ Hunan Provincial Key Laboratory of Xiangnan Rare-Precious Metals Compounds Research and Application, School of Chemistry and Environmental Science, Xiangnan University, Chenzhou 423000, China; 15973261335@163.com (Y.G.); zh15874402983@163.com (H.Z.); jchen4174@xnu.edu.cn (J.C.); czchen@xnu.edu.cn (C.C.)

² Key Laboratory of Electronic Functional Materials and Devices of Guangdong Province, School of Chemistry and Materials Engineering, Huizhou University, Huizhou 516007, China; 2006070302129@stu.hzu.edu.cn (X.L.); zxl@ahnu.edu.cn (X.Z.)

* Correspondence: xblan@xnu.edu.cn (X.L.); shaoyx@whu.edu.cn (Y.S.)

[†] These authors contributed equally to this work.

Abstract: Unreactive C-H bond activation is a new horizon for frustrated Lewis pair (FLP) chemistry. This study provides a systematic assessment of the catalytic reactivity of recently reported intramolecular FLPs on the activation of typical inert C-H bonds, including 1-methylpyrrole, methane, benzyl, propylene, and benzene, in terms of density functional theory (DFT) calculations. The reactivity of FLPs is evaluated according to the calculated reaction thermodynamic and energy barriers of C-H bond activation processes in the framework of concerted C-H activation mechanisms. As for 1-methylpyrrole, 14 types of N-B-based and 15 types of P-B-based FLPs are proposed to be active. Although none of the evaluated FLPs are able to catalyze the C-H activation of methane, benzyl, or propylene, four types of N-B-based FLPs are suggested to be capable of catalyzing the activation of benzene. Moreover, the influence of the strength of Lewis acid (LA) and Lewis base (LB), and the differences between the influences of LA and LB on the catalytic reactivity of FLPs, are also discussed briefly. This systematic assessment of the catalytic activity of FLPs should provide valuable guidelines to aid the development of efficient FLP-based metal-free catalysts for C-H bond activation.

Keywords: C-H activation; frustrated Lewis pairs; catalytic reactivity; systematic assessment; DFT calculations



Citation: Guo, Y.; Lian, X.; Zhang, H.; Zhang, X.; Chen, J.; Chen, C.; Lan, X.; Shao, Y. Systematic Assessment of the Catalytic Reactivity of Frustrated Lewis Pairs in C-H Bond Activation.

Molecules **2024**, *29*, 24. <https://doi.org/10.3390/molecules29010024>

Academic Editors: Shiyong Liu, Guangfu Liao and Jiabin Qiu

Received: 23 November 2023

Revised: 15 December 2023

Accepted: 18 December 2023

Published: 19 December 2023



Copyright: © 2023 by the authors. Licensee MDPI, Basel, Switzerland. This article is an open access article distributed under the terms and conditions of the Creative Commons Attribution (CC BY) license (<https://creativecommons.org/licenses/by/4.0/>).

1. Introduction

Exploring cost-efficient, resource-abundant, and highly active metal-free catalysts as a potential alternative to metallic catalysts is a contemporary challenge in the context of organic synthesis and other important chemical processes. Several strategies in developing metal-free catalysts have been proposed during recent decades, including unsaturated heavier main-group compounds [1,2], the singlet carbenes [3], and frustrated Lewis pairs (FLPs) [4–8]. Among these prominent approaches, FLPs have attracted great attention as they make the classic Lewis acid-based concept shine with vitality. It is well-known that the Lewis acid (LA) and Lewis base (LB) could contact strongly with the formation of classical LA–LB covalent adducts. Different to the classical LA–LB covalent adduct, the LA and LB moieties in FLPs are independent without the formation of a strong dative covalent bond due to the electronic or steric encumbrance originating from very bulky substituents at the LA and LB centers. As a result, FLPs could play the role of an electronic donor and electronic acceptor simultaneously, like bifunctional transition-metal complexes, which leads to the unprecedented catalytic reactivity of FLPs.

Ever since Stephan discovered that *p*-(Mes₂PH)C₆F₄(BH(C₆F₅)₂) could efficiently catalyze the splitting of hydrogen reversibly under mild conditions [8], these FLP-based

metal-free bifunctional catalysts have attracted incredible attention and burgeoned into an intriguing alternative for transition metal-based catalysts. On one hand, a large number of original FLPs have been designed for different purposes up until now; for example, the aluminum-based FLPs [9–12], the N-heterocyclic carbene-based FLPs [13], the carbon-based FLPs [14], and even the solid FLPs [15,16]. On the other hand, the applications of FLPs as versatile catalysts have extended to multiple aspects of chemistry. In the beginning, research on the applications of FLPs paid attention mainly to the activation of the E-H (E = O [17–19], S [20], N [21,22], Si [23,24], B [25,26], etc.) bond and their interaction with a variety of small molecules [27,28], which are often thought to be the typical domain of transition metal-containing chemistry. Later, the ability to cleave molecular hydrogen under mild conditions reversibly inspired researches to uncover whether FLPs are able to catalyze C-H bond activation, which has been considered as one of the holy grails of organic chemistry. Initially, studies in this field focused on the activation of the C(sp)-H bond [29–32], and this has been extended expeditiously to include the relative inactive C(sp²)-H bond [33–37]. In contrast, the activation of the most inert C(sp³)-H bond is still elusive and only a few metal-free systems for this have been reported [38–40]. In particular, Fontaine and coworkers recently reported that an *ansa*-aminoborane-based FLP (2-NMe₂-C₆H₄)₂BH is able to activate the C(sp³)-H bond of a methyl group [41]. Although such pioneering research has verified the paradigm of C-H bond activation using FLP-based metal-free catalysts, there is lack of guidelines for the rational design of more cost-efficient FLPs. As a result, it is necessary to evaluate the reactivity of various previously reported FLPs towards C-H bond activation systemically, which will provide helpful information for developing cost-efficient FLPs for the future of C-H bond activation.

Generally speaking, FLPs could be divided into intermolecular FLPs and intra-molecular FLPs according to whether their LA and LB sites are closely connected by sufficiently flexible bridges. Compared to intermolecular FLPs, intra-molecular FLPs with different covalent linkers show more variety and controllability in tuning the cooperativity between the LA and LB sites. Moreover, these covalent linkers allow the usage of less bulkier acidic and basic fragments. These advantages are beneficial for controlling the typical behaviors of FLPs. Therefore, the present study mainly focuses on the catalytic reactivity of an assortment of intra-molecular FLPs. In fact, the rational design of intermolecular FLPs, especially concerning the influence of LA and LB on the reactivity of intermolecular FLPs towards H₂ activation, has been evaluated by Pápai's research group [42].

In an effort to obtain deeper insights into the factors that determine the reactivity of FLP-catalyzed C-H bond activation and provide rational guidelines for developing more cost-efficient FLPs, the present study performed systemic DFT calculations on the thermodynamics and kinetics of FLP-catalyzed typical inert C-H bond activation, including 1-methylpyrrole, methane, benzyl, propylene, and benzene. Moreover, the catalytic activity of several candidates was discussed briefly based on the systematic assessment.

2. Results and Discussion

2.1. The Scope of FLPs and the Framework of the C-H Activation Mechanism

Aiming to obtain a comprehensive picture of the FLP-catalyzed C-H bond activation, we collected a large set of FLPs which have been reported for their success in versatile catalytic applications. As the scope of FLPs has expanded extensively since the notion of FLPs was first proposed by Stephan [8], only the intra-molecular FLPs are taken into account in this study. Owing to the remarkable contributions of many researchers, various phosphine- and nitrogen-based types of LB have been developed for FLP chemistry, while research on LA has mainly been focused on boron-based compounds, although several aluminum- and transition metal-based types of LA have been described [43–46]. Due to the complexity of FLPs, only the previously reported FLPs comprising phosphine- and nitrogen-based LBs and boron-based LA with different linking fragments were considered in this study. The structure of these FLPs discussed in present study are depicted in Figure 1 (more details see Table S1 in the Supplementary Materials).

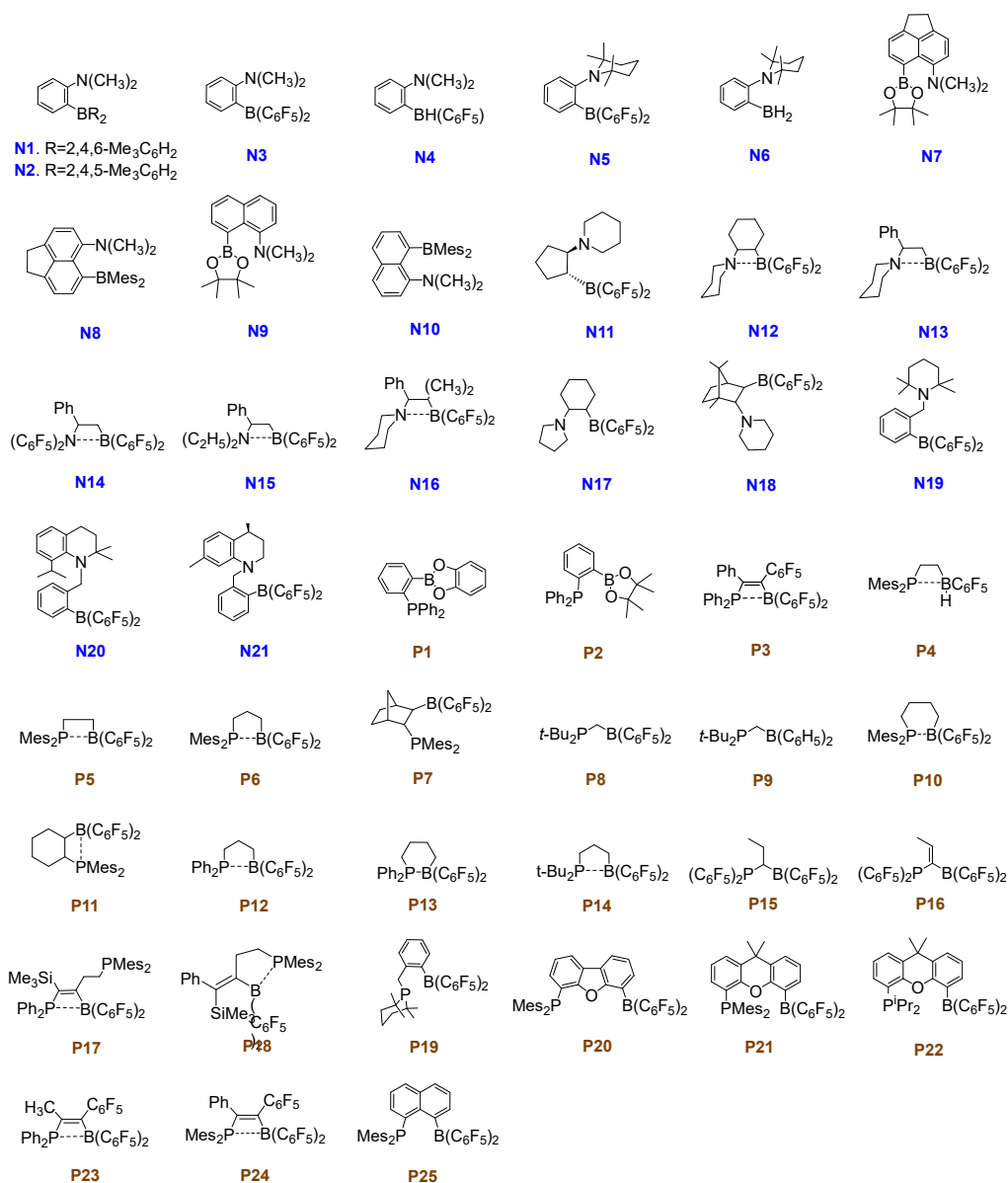
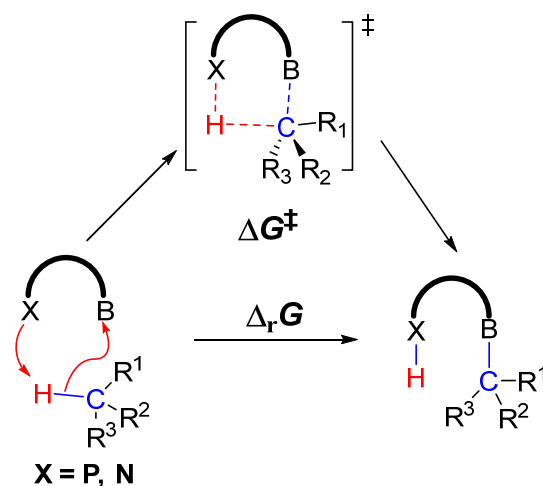


Figure 1. The structure of previously reported N-B- and P-B-type FLPs. The detailed references are available in the Supplementary Materials.

As unreactive C-H bond activation is a new horizon for FLP chemistry, the mechanisms behind FLP-catalyzed C-H bond activation have not been explored extensively. Only Fontaine and coworkers [36,41] have proposed a concerted heterolysis mechanism, similar to that in H₂ activation, by studying the C-H bond activation of 1-methylpyrrole. Homolysis or radical mechanisms [47–49], proposed recently for FLP-catalyzed H₂ activation, are scarcely reported in relation to C-H bond activation. As a result, in order to simplify the discussions on FLPs and to compare the reactivity of different FLPs, we calculated all of the overall solvent-phase Gibbs free energies ($\Delta_r G$) and the free energy barrier (ΔG^\ddagger) of the C-H bond activation reaction according to the concerted heterolysis mechanism, as shown in Scheme 1. It is expected that the calculated $\Delta_r G$ and ΔG^\ddagger should vary across a remarkably wide range; thus, a reasonable standard is of crucial importance to evaluate the reactivity of FLPs. Of note, although it has been proposed that experimentally unreactive FLPs are characterized by $\Delta_r G$ values of typically more than 10 kcal/mol in the activation of hydrogen, the *t*Bu₃P/BPh₃ FLP was found to be reactive with $\Delta_r G$ values as high as 18.2 kcal/mol [41]. Therefore, all systems with $\Delta_r G$ under 20 kcal/mol were considered

to be potential candidates for catalyzed C-H bond activation in view of thermodynamics. On the other hand, those with a free energy barrier (ΔG^\ddagger) under 30 kcal/mol were utilized to appraise the catalytic reactivity of FLPs in view of kinetics. Indeed, the free energy barrier of the active FLPs in [32,38–40] is calculated to be 24.4 kcal/mol and 25.5 kcal/mol, respectively. It is necessary to point out that the values of 30 kcal/mol and 20 kcal/mol are merely reference values rather than absolute benchmarks for the reactivity of FLPs.



Scheme 1. The concerted mechanism of intra-molecular FLP-catalyzed C-H bond activation.

2.2. The Performance of FLPs on the C-H Bond Activation of 1-Methylpyrrole

The catalyzed C-H bond activation of 1-methylpyrrole was evaluated firstly because Fontaine and coworkers [20] have confirmed that *ansa*-aminoborane-based FLPs ($(2\text{-NMe}_2\text{-C}_6\text{H}_4)_2\text{BH}$) are capable of catalyzing the C-H bond activation of 1-methylpyrrole. It is necessary to evaluate whether this C-H bond activation of 1-methylpyrrole is a common reactivity pattern similar to those previously reported for other FLPs. The calculated thermodynamic ($\Delta_r G$) and kinetic (ΔG^\ddagger) results are collected in Figures 2 and 3 (more details see Figure S1 in the Supplementary Materials). To our delight, the overall performance of these FLPs on the C-H activation of 1-methylpyrrole is acceptable. As can be seen in Figure 2, there are 14 types of N-B-based FLPs and 15 types of P-B-based FLPs that fall into the region in which the $\Delta_r G$ is less than 30 kcal/mol. Obviously, these FLPs should afford the C-H activation of 1-methylpyrrole. It is worth noting that the reactivity of N-B-based FLPs may be more efficient than that of P-B-based FLPs; this is probably due to the fact that the electronegativity of a N atom is stronger than that of a P atom.

The origin of the differences in catalytic reactivity between these FLPs is complicated; however, the influencing factors mainly include the electronic effect and the distance effect. The electronic effect is induced by the LA and LB comprising the FLPs, while the distance effect is caused by the linkers. For example, although the structures of **N1** and **N3** are very similar except the substituent of the LA site, the catalytic reactivities of these two FLPs are different from each other. This could be attributed to the electronic effect evoked by the LA site. In the case of **N1**, the electron-donating group $2,4,6\text{-Me}_3\text{C}_6\text{H}_2$ reduces the electrophilicity of the LA site, which weakens the strength of the LA, and thus depresses the catalytic activity of **N1**. Contrarily, the electron-withdrawing group C_6F_5 in **N3** could reinforce the strength of LA, which is beneficial for the catalytic activity of **N3**. Another good example is the results of **N13**, **N14**, and **N15**. Although these three FLPs possess similar backbone scaffolds, their catalytic reactivities are quite distinct from one another, as the substituents on LB center N are different. The electron-withdrawing group of the N center weakens the strength of LB, which leads to the diminishing of catalytic activity of **N14**. On the contrary, the activity of **N13** and **N15** is strengthened, attributed to the electron-donating group on the N center. Briefly, the substituents of the LA and LB sites are of crucial importance to the catalytic reactivity of FLPs.

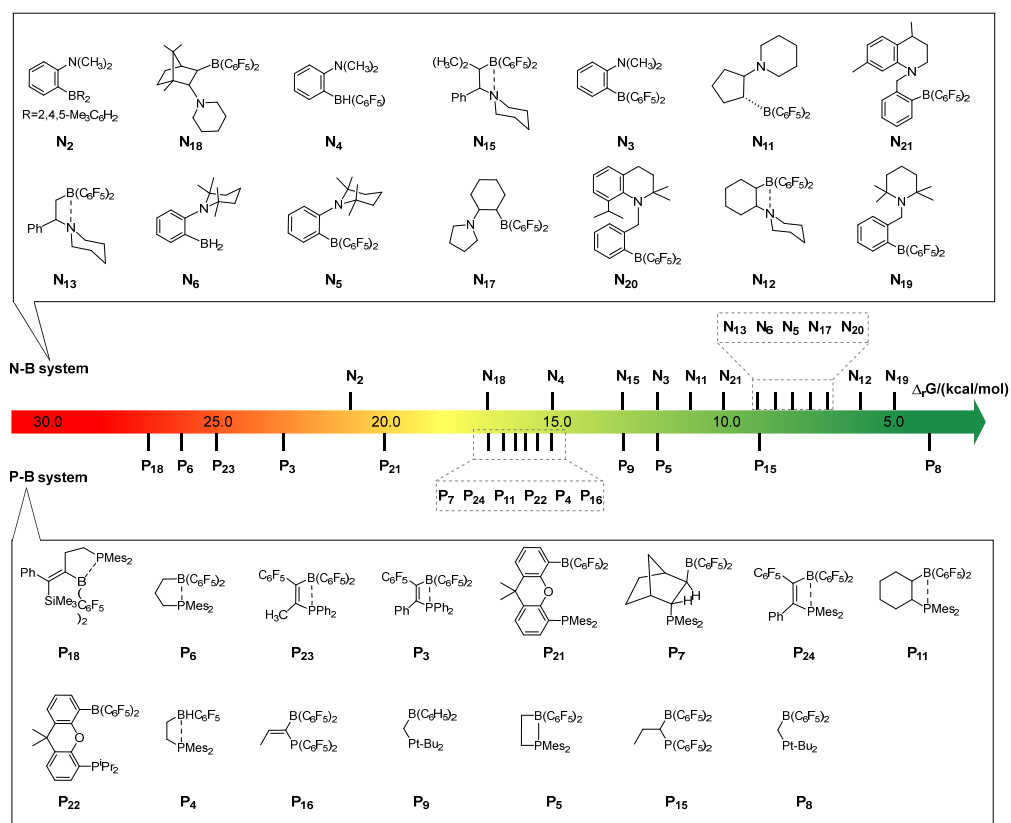


Figure 2. The calculated free energies ($\Delta_r G$) of the FLP-catalyzed C-H bond activation of 1-methylpyrrole.

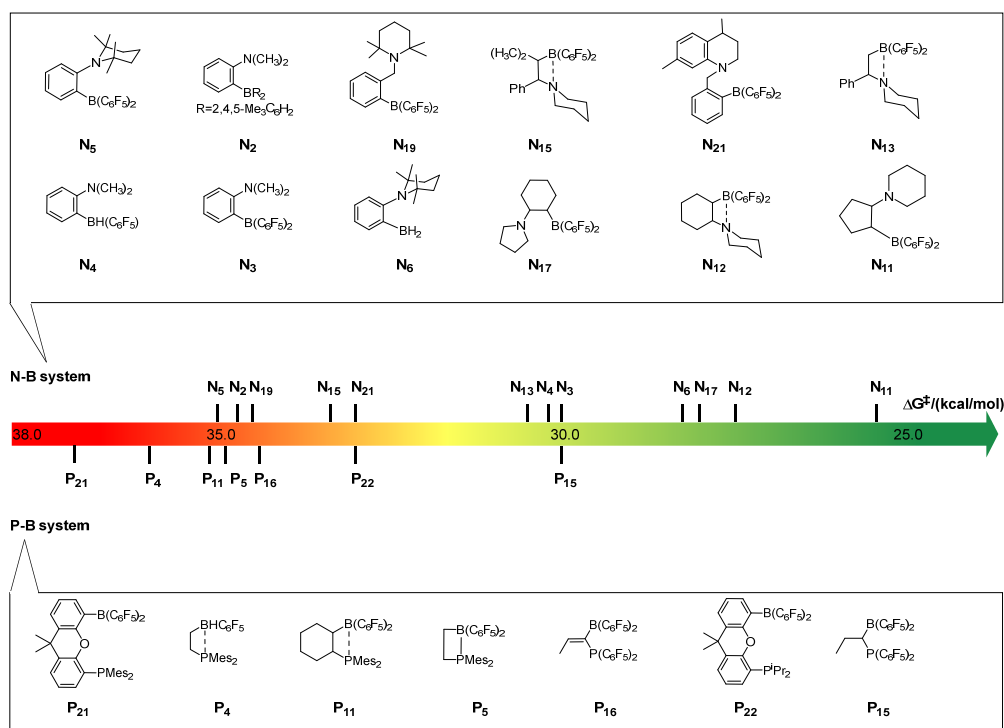


Figure 3. The calculated free energy barrier (ΔG^\ddagger) of the FLP-catalyzed C-H bond activation of 1-methylpyrrole.

As for the distance effect, the comparison of di-benzofuran-derived **P20** and xanthene-based system **P21** provides a concise example. The thermodynamic reactions are almost identical for **P20** and **P21**; however, a corresponding transition state of **P20** similar to that of **P21** could not be located. This could be attributed to the distance effect, i.e., the P–B distance is 5.669 Å for **P20** and 4.243 Å for **P21** according to the XRD experiment [50]. The distance between the LA and LB sites in **P20** is so long that the cooperative interaction of substrates with LA and LB sites is prohibitive, making the concerted C–H bond activation mechanism unfavorable. Fortunately, we found an alternative mechanism for **P20**-catalyzed C–H bond activation of 1-methylpyrrole, as shown in Figure 4. It is obvious that the distance between the LA and LB sites could affect the mechanism of FLP-catalyzed C–H activation of 1-methylpyrrole. This distance-controlled stepwise mechanism is in accordance with our previous work [51].

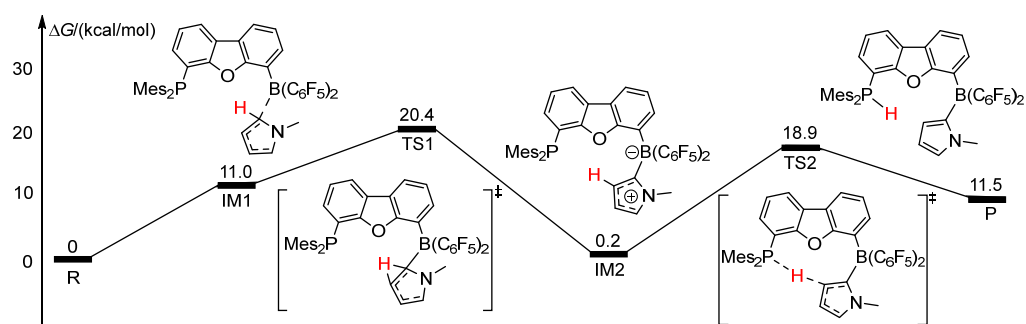


Figure 4. The proposed stepwise mechanism for **P20**-catalyzed C–H bond activation of 1-methylpyrrole.

2.3. The Performance of FLPs on C–H Bond Activation in Methane, Methylbenzene, Propylene, and Benzene

Motivated by the results of the FLP-catalyzed C–H bond activation of 1-methylpyrrole discussed above, we continued to evaluate the catalytic performance of FLPs on the activation of more inert C–H bonds, i.e., methane, methylbenzene, propylene with sp^3 hybrid C–H bonds, and benzene with sp^2 C–H bonds. The calculated results are collected in Figure 5. The catalyzed C–H bond activation of methane was discussed as a model system because methane has long been considered as one of the most important hydrocarbon feedstocks of fuels and chemicals in the excessive development and usage of traditional fossil energy reserves. Although this resource is abundant, the efficient usage of methane is a great challenge since the activation of methane under ambient conditions is extremely difficult, which could be attributed to the extremely strong sp^3 C–H bonds in methane. The results of various intra-molecular FLP-catalyzed C–H bond activations of methane are exhibited in Figure 5a. Unfortunately, the overall performance of these FLPs on the C–H activation of methane is unsatisfactory. The reaction is forbidden both kinetically and thermodynamically as both the Δ_rG and ΔG^\ddagger values are very large. Obtaining these results is not surprising, as the C–H bond of methane is extremely inert. It is worth noting that there are several N–B-type FLPs located in zone II with an energy barrier of about 30 kcal/mol. As a result, if the energy barrier could be reduced slightly, these FLPs could become the candidates for catalyzing the C–H activation of methane. However, there may be alternative reaction mechanisms, as the present study only considers the concerted heterolysis mechanism. Moreover, the catalytic reactivity of these FLPs could be modified by tuning the electronic structure of the LA, LB, and linker moieties.

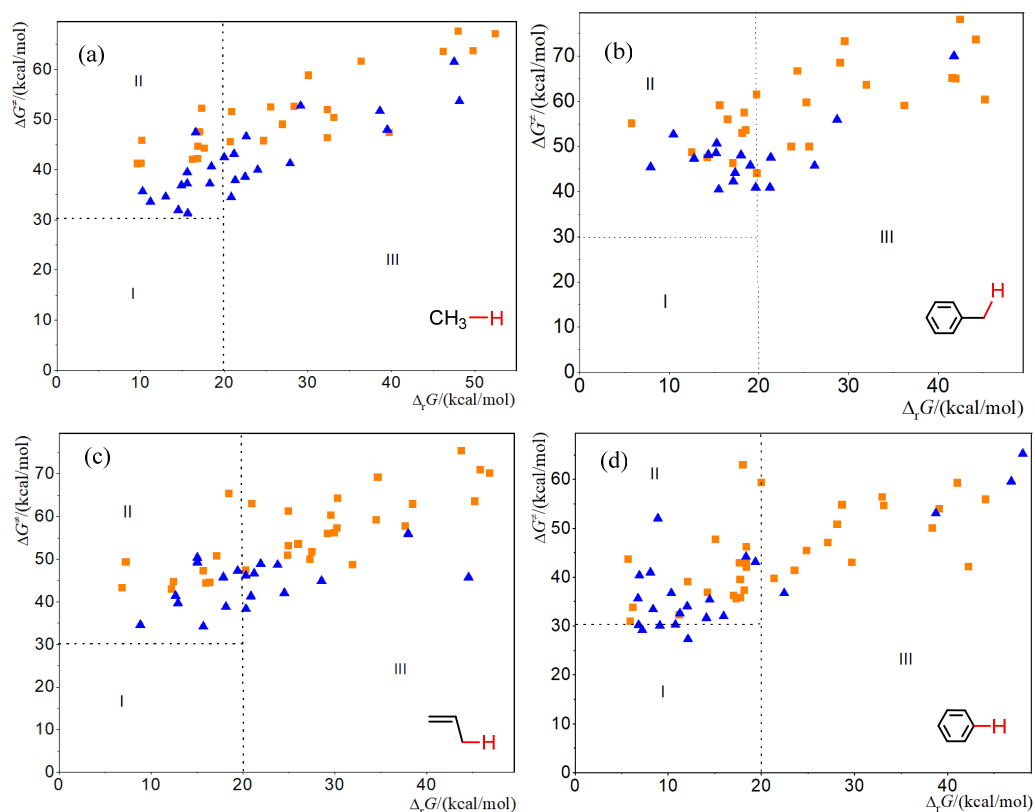


Figure 5. The calculated free energies (Δ_rG) and the free energy barrier (ΔG^\ddagger) of the C-H bond activation of (a) methane, (b) methylbenzene, (c) propylene, and (d) benzene. ■: FLPs P1–P25; ▲: FLPs N1–N21. I: $\Delta_rG < 20$ kcal/mol and $\Delta G^\ddagger < 30$ kcal/mol; II: $\Delta_rG < 20$ kcal/mol and $\Delta G^\ddagger > 30$ kcal/mol; III: $\Delta_rG > 20$ kcal/mol and $\Delta G^\ddagger > 30$ kcal/mol.

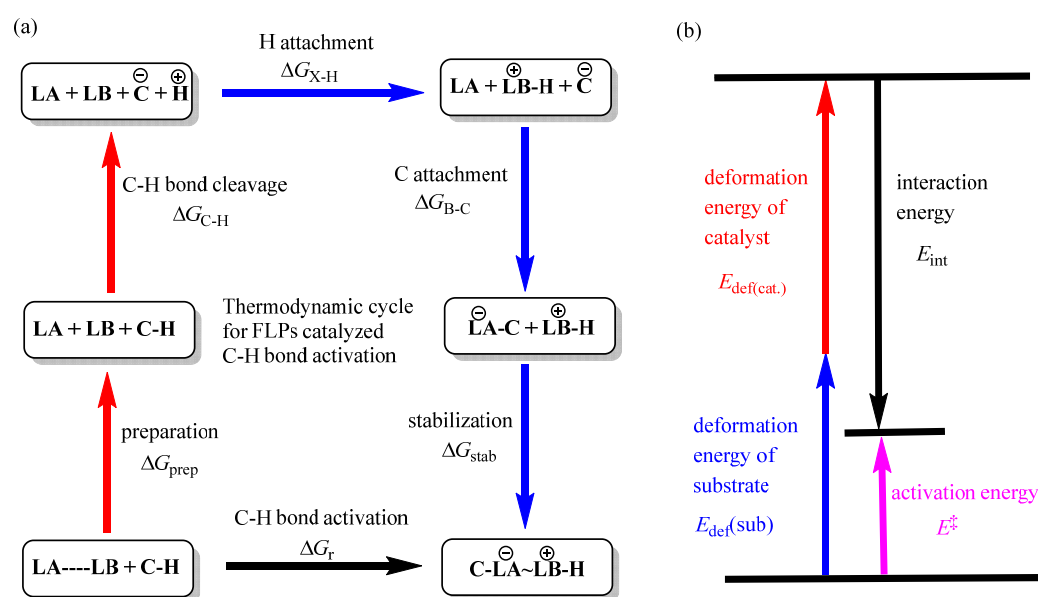
In order to obtain a systemic understanding of the catalytic reactivity of FLPs, propylene and methylbenzene with more active (sp^3) C-H bonds than methane were examined as well. The calculated kinetic and thermodynamic data are collected in Figures 5b and 5c, respectively. It is discouraging that the total performance of all FLPs discussed in the present study is unsatisfactory, similar to the results of methane. The sp^2 hybrid C-H bond in benzene should be more active than that of methane, methylbenzene, and propylene, thus it could be catalyzed by FLPs. In fact, Chernichenko and coworkers [35] revealed very recently that aminohydroborane is able to catalyze the C-H bond activation of benzene. As a result, the catalyzed C-H bond activation of benzene was evaluated here. These calculated thermodynamic and kinetic data are depicted in Figure 4d. It is obvious that although the overall performance of the various studied FLPs is not satisfactory, the catalytic reactivity of N-B-based FLPs has improved, as there are four N-B-type FLPs located in zone I (Figure 5d). The distinct differences between benzene and methylbenzene should be attributed to the distinguishing reactivity of the sp^2 and sp^3 hybrid C-H bonds. It is worth pointing out that the performance of aminohydroborane-based FLP N6 is in good accordance with the results found by Chernichenko and coworkers [31]. In summary, the catalytic reactivity of FLPs on the C(sp^3)-H bond activation of methane, methylbenzene, and propylene is unsatisfactory, yet there are four N-B-based FLPs (Figure 5d) that are potential catalysts for the C(sp^2)-H bond activation of benzene.

2.4. The Influence on the Reactivity of FLPs

In order to understand the intrinsic relationship between the structure of FLPs and their thermodynamic performance in C-H bond activation, and to provide useful guidelines for rationally improving the catalytic efficiency of FLPs, it is necessary to analyze the composition of the overall free energy. According to the framework of the concerted

heterolysis C-H bond activation mechanism, a catalyzed C-H bond activation involves the preparation of frustrated LA and LB; in cases where active LA and LB sites are quenched, the cleavage of the C-H bond, the attachment of H⁺ to the LB site, the attachment of C to the LA site, and the stabilization of LA-C and LB-H moieties. Thus, it is reasonable to partition the overall free energy (ΔG_r) into five components, i.e., the preparation energy (ΔG_{prep}), the formation energy of newly formed H-X (X = N, P) and B-C bonds ($\Delta G_{\text{X-H}}$ and $\Delta G_{\text{B-C}}$), the deprotonation energy of the broken C-H bond ($\Delta G_{\text{C-H}}$), and the stabilization energy (ΔG_{stab}), as depicted in Scheme 2. Therefore, the overall thermodynamics of the C-H bond activation reaction could be described as Equation (1):

$$\Delta G_r = \Delta G_{\text{prep}} + \Delta G_{\text{C-H}} + \Delta G_{\text{X-H}} + \Delta G_{\text{B-C}} + \Delta G_{\text{stab}} \quad (1)$$



Scheme 2. Partitioning of the overall free energy of FLP-catalyzed C-H bond activation. (a) Thermodynamic cycle for FLPs catalyzed C-H bond activation. (b) activation distortion-interaction energy decomposition analysis of transition states.

In Equation (1), ΔG_{prep} is always negligible, as by definition, FLPs require the LA and LB to be separated. $\Delta G_{\text{C-H}}$ can be measured with the bond dissociation energy (BDE), which could be obtained from experiment results [52]. For the same substrate, $\Delta G_{\text{C-H}}$ is constant for all FLPs. Moreover, ΔG_{stab} has been suggested to vary insignificantly [38–40]. As a result, only $\Delta G_{\text{X-H}}$ and $\Delta G_{\text{B-C}}$ are thought to change remarkably with variations in the FLPs. In other words, the thermodynamic performance of intra-molecular FLPs in C-H bond activation should depend on the magnitude of $\Delta G_{\text{X-H}}$ and $\Delta G_{\text{B-C}}$.

Generally, $\Delta G_{\text{X-H}}$ represents the ability of LB to accept a proton, which could be judged according to proton affinity (PA). A large PA results in a large $\Delta G_{\text{X-H}}$. In theory, the value of PA could be obtained from reference [53]. Considering the fact that the FLPs discussed in the present study comprise nitride- or phosphine-based LBs, it is reasonable to judge the relative strength of the LB by comparing the electronic properties of the substituents of the LB. For example, although the frameworks of N13, N14, and N15 are identical, the catalytic reactivity of these FLPs on the C-H bond activation of 1-methylpyrrole are different owing to the fact that the substituents of boron are different. The electron-withdrawing substituents C₆F₅ could decrease the electron density of the LB center, which leads to the decreases in the PA. As a result, the value of $\Delta G_{\text{X-H}}$ becomes small. Accordingly, the overall thermodynamics of N14-catalyzed C-H bond activation become unfavorable. In order to improve the activity of FLPs, it is necessary to employ a stronger LB; for example, the nitride- or phosphine-based LB with electron-donating substituents.

On the other hand, ΔG_{B-C} stands for the ability of LA to accept electrons; in other words, the strength of the LA determines the value of ΔG_{B-C} . In principle, the LA strength could be measured via the Gutmann–Beckett method [54–56]. As the FLPs considered in the present study are all combined by boron-based LA, the relative strength of the LA could be estimated according to the electronic properties of the boron substituents, as discussed above. The electron-withdrawing groups weaken the electron density of B, which is beneficial for the interaction of C with B, leading to the decreased ΔG_{B-C} . Therefore, the overall thermodynamics are favorable. In summary, electron-withdrawing groups are essential for improving the catalytic activity of FLPs.

It is noteworthy that the nature of the linker has a great influence on the catalytic reactivity of FLPs, as discussed regarding the differences between **P20** and **P21** due to the distance between their two active sites. However, the impact of the linker structure on the catalytic reactivity of FLPs is not easily predictable, as proposed by Ashley and coworkers [57]. More detailed and systemic research is required to uncover the mystery of how linkers affect the electronic properties and catalytic reactivity of FLPs.

3. Materials and Methods

Computational Methods

According to previous research in the literature, in which DFT methods were commonly used in assessing the performance of FLPs [58–61], the geometries of all reactants, intermediates, transition states, and products were fully optimized at the M06-2X/6-31G(d,p) level of theory [62] in the gas phase. Harmonic vibrational frequencies were calculated at the same level of theory for the characterization of stationary points (minimum or transition states) and for the zero-point energy (ZPE) corrections. Intrinsic reaction coordinate (IRC) [63–65] calculations were carried out to verify the predicted transition states connecting the designated reactants and products. In order to obtain more-accurate thermodynamic energies, the M06-2X/6-311++G(d,p) method was employed to calculate the single-point energies based on the geometries optimized at the M06-2X/6-31G(d,p) level of theory. The continuum polarized solvent model SMD [66] was employed to evaluate the solvent effect of toluene during the single-point energy calculations. The final Gibbs free energy with the SMD solvent model was calculated according to previous research [67]. All DFT calculations in this work were carried out using the Gaussian09 software package (Revision B.01) [68].

4. Conclusions

In summary, the catalytic reactivity of a series of recently reported intra-molecular FLPs in C-H bond activation was systemically evaluated using DFT methods. The overall performance of these FLPs on the C-H bond activation of 1-methylpyrrole is very excellent. In total, 14 types of N-B-based FLPs and 15 types of P-B-based FLPs are proposed to be of a good catalytic reactivity. In contrast, our results are unsatisfactory in the cases of methane, benzyl, propylene, and benzene. There are only four types of N-B-based FLPs that were shown to be active in the C-H activation of benzene. Moreover, the electronic effect on the reactivity of FLPs was briefly analyzed in relation to thermodynamics. An LA with electron-withdrawing groups and an LB with electron-withdrawing groups are required to develop more efficient FLP-based metal-free catalysts. This evaluation of the catalytic reactivity of FLPs and insight into the related influencing factors will provide useful guidelines for the rational design of novel FLPs.

Supplementary Materials: The following supporting information can be downloaded at: <https://www.mdpi.com/article/10.3390/molecules29010024/s1>, Table S1: The detailed information of FLPs discussed in the manuscript; Figure S1: The calculated free energies (ΔrG) and the free energy barrier (ΔG^\ddagger) of the C-H bond activation of (A) methane, (B) methylbenzene, (C) propylene and (D) benzene. the detailed information of FLPs, additional references, optimized coordinates of collected FLPs, coordinates of intermediates and transition states involved in Figures 1–5. Refs [69–93] are cited in the Supplementary Materials.

Author Contributions: Conceptualization, X.L. (Xiaobing Lan) and Y.S.; methodology, X.L. (Xiaobing Lan) and Y.S.; validation, H.Z. and X.Z.; formal analysis, H.Z. and J.C.; investigation, Y.G. and X.L. (Xueqi Lian); data curation, X.L. (Xiaobing Lan) and Y.S.; DFT calculations, Y.G. and X.L. (Xueqi Lian); writing—original draft preparation, Y.G. and X.L. (Xueqi Lian); writing—review and editing, X.L. (Xiaobing Lan) and Y.S.; supervision, J.C. and C.C.; project administration, X.L. (Xiaobing Lan) and Y.S.; funding acquisition, X.L. (Xiaobing Lan) and Y.S. All authors have read and agreed to the published version of the manuscript.

Funding: This work was supported by the Hunan Provincial Natural Science Foundation of China (no. 2021JJ40519), the Outstanding Youth Project of Hunan Education Department (no. 21B0750), and the Hunan Students' program for innovation and entrepreneurship training (no. S202110545008), as well as the Professorial and Doctoral Scientific Research Foundation of Huizhou University (no. 2020JB046).

Institutional Review Board Statement: Not applicable.

Informed Consent Statement: Not applicable.

Data Availability Statement: Data are contained within the article and Supplementary Materials.

Acknowledgments: We thank the people from the Hunan Provincial Key Laboratory of Xiangnan Rare-Precious Metal Compound Research and Application, School of Chemistry and Environmental Science, Xiangnan University.

Conflicts of Interest: The authors declare no conflict of interest.

References

1. Power, P.P. Main-group elements as transition metals. *Nature* **2010**, *463*, 171–177. [[CrossRef](#)] [[PubMed](#)]
2. Spikes, G.H.; Fetting, J.C.; Power, P.P. Facile Activation of Dihydrogen by an Unsaturated Heavier Main Group Compound. *J. Am. Chem. Soc.* **2005**, *127*, 12232–12233. [[CrossRef](#)] [[PubMed](#)]
3. Frey, G.D.; Lavallo, V.; Donnadieu, B.; Schoeller, W.W.; Bertrand, G. Facile Splitting of Hydrogen and Ammonia by Nucleophilic Activation at a Single Carbon Center. *Science* **2007**, *316*, 439–441. [[CrossRef](#)] [[PubMed](#)]
4. Stephan, D.W. Diverse Uses of the Reaction of Frustrated Lewis Pair (FLP) with Hydrogen. *J. Am. Chem. Soc.* **2021**, *143*, 20002–20014. [[CrossRef](#)] [[PubMed](#)]
5. Stephan, D.W. The broadening reach of frustrated Lewis pair chemistry. *Science* **2016**, *354*, aaf7229. [[CrossRef](#)] [[PubMed](#)]
6. Stephan, D.W.; Erker, G. Frustrated Lewis Pair Chemistry: Development and Perspectives. *Angew. Chem. Int. Ed.* **2015**, *54*, 6400–6441. [[CrossRef](#)] [[PubMed](#)]
7. Stephan, D.W. Frustrated Lewis Pairs. *J. Am. Chem. Soc.* **2015**, *137*, 10018–10032. [[CrossRef](#)]
8. Welch, G.C.; Juan, R.R.S.; Masuda, J.D.; Stephan, D.W. Reversible, Metal-Free Hydrogen Activation. *Science* **2006**, *314*, 1124–1126. [[CrossRef](#)]
9. Keweloh, L.; Klöcker, H.; Würthwein, E.-U.; Uhl, W. A P–H Functionalized Al/P Frustrated Lewis Pair: Substrate Activation and Selective Hydrogen Transfer. *Angew. Chem. Int. Ed.* **2016**, *55*, 3212–3215. [[CrossRef](#)]
10. Uhl, W.; Appelt, C.; Backs, J.; Westenberg, H.; Wollschläger, A.; Tannert, J. Al/P-Based Frustrated Lewis Pairs: Limitations of Their Synthesis by Hydroalumination and Formation of Dialkylaluminum Hydride Adducts. *Organometallics* **2014**, *33*, 1212–1217. [[CrossRef](#)]
11. Uhl, W.; Appelt, C. Reactions of an Al–P-Based Frustrated Lewis Pair with Carbonyl Compounds: Dynamic Coordination of Benzaldehyde, Activation of Benzoyl Chloride, and Al–C Bond Cleavage with Benzamide. *Organometallics* **2013**, *32*, 5008–5014. [[CrossRef](#)]
12. Appelt, C.; Sloatweg, J.C.; Lammertsma, K.; Uhl, W. Reaction of a P/Al-Based Frustrated Lewis Pair with Ammonia, Borane, and Amine–Boranes: Adduct Formation and Catalytic Dehydrogenation. *Angew. Chem. Int. Ed.* **2013**, *52*, 4256–4259. [[CrossRef](#)] [[PubMed](#)]
13. Kolychev, E.L.; Theuergarten, E.; Tamm, M. N-Heterocyclic Carbenes in FLP Chemistry. In *Frustrated Lewis Pairs II: Expanding the Scope*; Erker, G., Stephan, D.W., Eds.; Springer: Berlin/Heidelberg, Germany, 2013; pp. 121–155.
14. Khan, S.; Alcarazo, M. Carbon-Based Frustrated Lewis Pairs. In *Frustrated Lewis Pairs II: Expanding the Scope*; Erker, G., Stephan, D.W., Eds.; Springer: Berlin/Heidelberg, Germany, 2013; pp. 157–170.
15. Wan, Q.; Lin, S.; Guo, H. Frustrated Lewis Pairs in Heterogeneous Catalysis: Theoretical Insights. *Molecules* **2022**, *27*, 3734. [[CrossRef](#)]
16. Ma, Y.; Zhang, S.; Chang, C.-R.; Huang, Z.-Q.; Ho, J.C.; Qu, Y. Semi-solid and solid frustrated Lewis pair catalysts. *Chem. Soc. Rev.* **2018**, *47*, 5541–5553. [[CrossRef](#)] [[PubMed](#)]
17. Zeng, J.; Qiu, R.; Zhu, J. Screening Carbon-Boron Frustrated Lewis Pairs for Small-Molecule Activation including N₂, O₂, CO, CO₂, CS₂, H₂O and CH₄: A Computational Study. *Chem. Asian J.* **2023**, *18*, e202201236. [[CrossRef](#)] [[PubMed](#)]

18. Carmona, M.; Pérez, R.; Ferrer, J.; Rodríguez, R.; Passarelli, V.; Lahoz, F.J.; García-Orduña, P.; Carmona, D. Activation of H–H, HO–H, C(sp²)–H, C(sp³)–H, and RO–H Bonds by Transition-Metal Frustrated Lewis Pairs Based on M/N (M = Rh, Ir) Couples. *Inorg. Chem.* **2022**, *61*, 13149–13164. [[CrossRef](#)] [[PubMed](#)]
19. Rochette, É.; Courtemanche, M.-A.; Pulis, A.P.; Bi, W.; Fontaine, F.-G. Ambiphilic Frustrated Lewis Pair Exhibiting High Robustness and Reversible Water Activation: Towards the Metal-Free Hydrogenation of Carbon Dioxide. *Molecules* **2015**, *20*, 11902–11914. [[CrossRef](#)]
20. Rochette, É.; Boutin, H.; Fontaine, F.-G. Frustrated Lewis Pair Catalyzed S–H Bond Borylation. *Organometallics* **2017**, *36*, 2870–2876. [[CrossRef](#)]
21. Mahdi, T.; Stephan, D.W. Frustrated Lewis Pair Catalyzed Hydroamination of Terminal Alkynes. *Angew. Chem. Int. Ed.* **2013**, *52*, 12418–12421. [[CrossRef](#)]
22. Chase, P.A.; Stephan, D.W. Hydrogen and Amine Activation by a Frustrated Lewis Pair of a Bulky N-Heterocyclic Carbene and B(C₆F₅)₃. *Angew. Chem. Int. Ed.* **2008**, *47*, 7433–7437. [[CrossRef](#)]
23. Avigdor, I.; Pogoreltsev, A.; Kaushanski, A.; Fridman, N.; Gandelman, M. Frustrated Lewis Pairs Comprising Nitrogen Lewis Acids for Si–H Bond Activation. *Angew. Chem. Int. Ed.* **2020**, *59*, 23476–23479. [[CrossRef](#)] [[PubMed](#)]
24. Süsse, L.; Hermeke, J.; Oestreich, M. The Asymmetric Piers Hydrosilylation. *J. Am. Chem. Soc.* **2016**, *138*, 6940–6943. [[CrossRef](#)] [[PubMed](#)]
25. Declercq, R.; Bouhadir, G.; Bourissou, D.; Légaré, M.-A.; Courtemanche, M.-A.; Nahi, K.S.; Bouchard, N.; Fontaine, F.-G.; Maron, L. Hydroboration of Carbon Dioxide Using Ambiphilic Phosphine–Borane Catalysts: On the Role of the Formaldehyde Adduct. *ACS Catal.* **2015**, *5*, 2513–2520. [[CrossRef](#)]
26. Courtemanche, M.-A.; Légaré, M.-A.; Maron, L.; Fontaine, F.-G. A Highly Active Phosphine–Borane Organocatalyst for the Reduction of CO₂ to Methanol Using Hydroboranes. *J. Am. Chem. Soc.* **2013**, *135*, 9326–9329. [[CrossRef](#)] [[PubMed](#)]
27. Pal, R.; Ghara, M.; Chattaraj, P.K. Activation of Small Molecules and Hydrogenation of CO₂ Catalyzed by Frustrated Lewis Pairs. *Catalysts* **2022**, *12*, 201. [[CrossRef](#)]
28. Fontaine, F.-G.; Courtemanche, M.-A.; Légaré, M.-A.; Rochette, É. Design principles in frustrated Lewis pair catalysis for the functionalization of carbon dioxide and heterocycles. *Coord. Chem. Rev.* **2017**, *334*, 124–135. [[CrossRef](#)]
29. Škoch, K.; Daniliuc, C.G.; Kehr, G.; Erker, G. Alkyne 1,1-Hydroboration to a Reactive Frustrated P/B-H Lewis Pair. *Angew. Chem. Int. Ed.* **2021**, *60*, 6757–6763. [[CrossRef](#)]
30. Chernichenko, K.; Madarász, Á.; Pápai, I.; Nieger, M.; Leskelä, M.; Repo, T. A frustrated-Lewis-pair approach to catalytic reduction of alkynes to cis-alkenes. *Nat. Chem.* **2013**, *5*, 718–723. [[CrossRef](#)]
31. Appelt, C.; Westenberg, H.; Bertini, F.; Ehlers, A.W.; Slootweg, J.C.; Lammertsma, K.; Uhl, W. Geminal Phosphorus/Aluminum-Based Frustrated Lewis Pairs: C–H versus C–C Activation and CO₂ Fixation. *Angew. Chem. Int. Ed.* **2011**, *50*, 3925–3928. [[CrossRef](#)]
32. Jiang, C.; Blacque, O.; Berke, H. Activation of Terminal Alkynes by Frustrated Lewis Pairs. *Organometallics* **2010**, *29*, 125–133. [[CrossRef](#)]
33. Grundy, M.E.; Sotorrios, L.; Bisai, M.K.; Yuan, K.; Macgregor, S.A.; Ingleson, M.J. Understanding and Expanding Zinc Cation/Amine Frustrated Lewis Pair Catalyzed C–H Borylation. *ACS Catal.* **2023**, *13*, 2286–2294. [[CrossRef](#)] [[PubMed](#)]
34. Légaré, M.-A.; Rochette, É.; Légaré Lavergne, J.; Bouchard, N.; Fontaine, F.-G. Bench-stable frustrated Lewis pair chemistry: Fluoroborate salts as precatalysts for the C–H borylation of heteroarenes. *Chem. Commun.* **2016**, *52*, 5387–5390. [[CrossRef](#)] [[PubMed](#)]
35. Chernichenko, K.; Lindqvist, M.; Kótai, B.; Nieger, M.; Sorochkina, K.; Pápai, I.; Repo, T. Metal-Free sp²-C–H Borylation as a Common Reactivity Pattern of Frustrated 2-Aminophenylboranes. *J. Am. Chem. Soc.* **2016**, *138*, 4860–4868. [[CrossRef](#)] [[PubMed](#)]
36. Légaré, M.-A.; Courtemanche, M.-A.; Rochette, É.; Fontaine, F.-G. Metal-free catalytic C–H bond activation and borylation of heteroarenes. *Science* **2015**, *349*, 513–516. [[CrossRef](#)] [[PubMed](#)]
37. Bose, S.K.; Marder, T.B. A leap ahead for activating C–H bonds. *Science* **2015**, *349*, 473–474. [[CrossRef](#)] [[PubMed](#)]
38. Zhou, Y.; Chen, Y.; Luo, X.; Wang, X. Nonoxidative Coupling of Methane to Produce C₂ Hydrocarbons on FLPs of an Albite Surface. *Molecules* **2023**, *28*, 1037. [[CrossRef](#)]
39. Frömel, S.; Daniliuc, C.G.; Bannwarth, C.; Grimme, S.; Bussmann, K.; Kehr, G.; Erker, G. Indirect synthesis of a pair of formal methane activation products at a phosphane/borane frustrated Lewis pair. *Dalton Trans.* **2016**, *45*, 19230–19233. [[CrossRef](#)]
40. Prokofjevs, A.; Vedejs, E. N-Directed Aliphatic C–H Borylation Using Borenium Cation Equivalents. *J. Am. Chem. Soc.* **2011**, *133*, 20056–20059. [[CrossRef](#)]
41. Rochette, É.; Courtemanche, M.-A.; Fontaine, F.-G. Frustrated Lewis Pair Mediated Csp³–H Activation. *Chem. Eur. J.* **2017**, *23*, 3567–3571. [[CrossRef](#)]
42. Rokob, T.A.; Hamza, A.; Pápai, I. Rationalizing the Reactivity of Frustrated Lewis Pairs: Thermodynamics of H₂ Activation and the Role of Acid–Base Properties. *J. Am. Chem. Soc.* **2009**, *131*, 10701–10710. [[CrossRef](#)]
43. Simonneau, A.; Turrel, R.; Vendier, L.; Etienne, M. Group 6 Transition-Metal/Boron Frustrated Lewis Pair Templates Activate N₂ and Allow its Facile Borylation and Silylation. *Angew. Chem. Int. Ed.* **2017**, *56*, 12268–12272. [[CrossRef](#)] [[PubMed](#)]
44. Campos, J. Dihydrogen and Acetylene Activation by a Gold(I)/Platinum(0) Transition Metal Only Frustrated Lewis Pair. *J. Am. Chem. Soc.* **2017**, *139*, 2944–2947. [[CrossRef](#)] [[PubMed](#)]

45. Chapman, A.M.; Flynn, S.R.; Wass, D.F. Unexpected Formation of Early Late Heterobimetallic Complexes from Transition Metal Frustrated Lewis Pairs. *Inorg. Chem.* **2016**, *55*, 1017–1021. [[CrossRef](#)] [[PubMed](#)]
46. Forrest, S.J.K.; Clifton, J.; Fey, N.; Pringle, P.G.; Sparkes, H.A.; Wass, D.F. Cooperative Lewis Pairs Based on Late Transition Metals: Activation of Small Molecules by Platinum(0) and B(C₆F₅)₃. *Angew. Chem. Int. Ed.* **2015**, *54*, 2223–2227. [[CrossRef](#)] [[PubMed](#)]
47. van der Zee, L.J.C.; Pahar, S.; Richards, E.; Melen, R.L.; Slootweg, J.C. Insights into Single-Electron-Transfer Processes in Frustrated Lewis Pair Chemistry and Related Donor–Acceptor Systems in Main Group Chemistry. *Chem. Rev.* **2023**, *123*, 9653–9675. [[CrossRef](#)] [[PubMed](#)]
48. Liu, L.L.; Stephan, D.W. Radicals derived from Lewis acid/base pairs. *Chem. Soc. Rev.* **2019**, *48*, 3454–3463. [[CrossRef](#)] [[PubMed](#)]
49. Liu, L.; Cao, L.L.; Shao, Y.; Ménard, G.; Stephan, D.W. A Radical Mechanism for Frustrated Lewis Pair Reactivity. *Chem* **2017**, *3*, 259–267. [[CrossRef](#)]
50. Mo, Z.; Kolychev, E.L.; Rit, A.; Campos, J.; Niu, H.; Aldridge, S. Facile Reversibility by Design: Tuning Small Molecule Capture and Activation by Single Component Frustrated Lewis Pairs. *J. Am. Chem. Soc.* **2015**, *137*, 12227–12230. [[CrossRef](#)]
51. Shao, Y.; Zhang, J.; Li, Y.; Liu, Y.; Ke, Z. Frustrated Lewis Pair Catalyzed C–H Activation of Heteroarenes: A Stepwise Carbene Mechanism Due to Distance Effect. *Org. Lett.* **2018**, *20*, 1102–1105. [[CrossRef](#)]
52. Uzelac, M.; Armstrong, D.R.; Kennedy, A.R.; Hevia, E. Understanding the Subtleties of Frustrated Lewis Pair Activation of Carbonyl Compounds by N-Heterocyclic Carbene/Alkyl Gallium Pairings. *Chem. Eur. J.* **2016**, *22*, 15826–15833. [[CrossRef](#)]
53. Hunter, E.P.L.; Lias, S.G. Evaluated Gas Phase Basicities and Proton Affinities of Molecules: An Update. *J. Phys. Chem. Ref. Data* **1998**, *27*, 413–656. [[CrossRef](#)]
54. Britovsek, G.J.P.; Ugoletti, J.; White, A.J.P. From B(C₆F₅)₃ to B(OC₆F₅)₃: Synthesis of (C₆F₅)₂BOC₆F₅ and C₆F₅B(OC₆F₅)₂ and Their Relative Lewis Acidity. *Organometallics* **2005**, *24*, 1685–1691. [[CrossRef](#)]
55. Beckett, M.A.; Strickland, G.C.; Holland, J.R.; Sukumar Varma, K. A convenient n.m.r. method for the measurement of Lewis acidity at boron centres: Correlation of reaction rates of Lewis acid initiated epoxide polymerizations with Lewis acidity. *Polymer* **1996**, *37*, 4629–4631. [[CrossRef](#)]
56. Gutmann, V. Empirical approach to molecular interactions. *Coord. Chem. Rev.* **1975**, *15*, 207–237. [[CrossRef](#)]
57. Scott, D.J.; Fuchter, M.J.; Ashley, A.E. Designing effective ‘frustrated Lewis pair’ hydrogenation catalysts. *Chem. Soc. Rev.* **2017**, *46*, 5689–5700. [[CrossRef](#)] [[PubMed](#)]
58. Huang, F.; Jiang, J.; Wen, M.; Wang, Z.-X. Assessing the performance of commonly used DFT functionals in studying the chemistry of frustrated Lewis pairs. *J. Theor. Comput. Chem.* **2014**, *13*, 1350074. [[CrossRef](#)]
59. Schirmer, B.; Grimme, S. Quantum Chemistry of FLPs and Their Activation of Small Molecules: Methodological Aspects. In *Frustrated Lewis Pairs I: Uncovering and Understanding*; Erker, G., Stephan, D.W., Eds.; Springer: Berlin/Heidelberg, Germany, 2013; pp. 213–230.
60. Bursch, M.; Mewes, J.-M.; Hansen, A.; Grimme, S. Best-Practice DFT Protocols for Basic Molecular Computational Chemistry**. *Angew. Chem. Int. Ed.* **2022**, *61*, e202205735. [[CrossRef](#)]
61. Walker, M.; Harvey, A.J.A.; Sen, A.; Dessent, C.E.H. Performance of M06, M06-2X, and M06-HF Density Functionals for Conformationally Flexible Anionic Clusters: M06 Functionals Perform Better than B3LYP for a Model System with Dispersion and Ionic Hydrogen-Bonding Interactions. *J. Phys. Chem. A* **2013**, *117*, 12590–12600. [[CrossRef](#)]
62. Zhao, Y.; Truhlar, D.G. Comparative DFT Study of van der Waals Complexes: Rare-Gas Dimers, Alkaline-Earth Dimers, Zinc Dimer, and Zinc-Rare-Gas Dimers. *J. Phys. Chem. A* **2006**, *110*, 5121–5129. [[CrossRef](#)]
63. Hratchian, H.P.; Schlegel, H.B. Using Hessian Updating To Increase the Efficiency of a Hessian Based Predictor-Corrector Reaction Path Following Method. *J. Chem. Theory Comput.* **2005**, *1*, 61–69. [[CrossRef](#)]
64. Hratchian, H.P.; Schlegel, H.B. Accurate reaction paths using a Hessian based predictor–corrector integrator. *J. Chem. Phys.* **2004**, *120*, 9918–9924. [[CrossRef](#)] [[PubMed](#)]
65. Fukui, K. The path of chemical reactions—The IRC approach. *Acc. Chem. Res.* **1981**, *14*, 363–368. [[CrossRef](#)]
66. Marenich, A.V.; Cramer, C.J.; Truhlar, D.G. Universal Solvation Model Based on Solute Electron Density and on a Continuum Model of the Solvent Defined by the Bulk Dielectric Constant and Atomic Surface Tensions. *J. Phys. Chem. B* **2009**, *113*, 6378–6396. [[CrossRef](#)] [[PubMed](#)]
67. Li, Y.; Hou, C.; Jiang, J.; Zhang, Z.; Zhao, C.; Page, A.J.; Ke, Z. General H₂ Activation Modes for Lewis Acid–Transition Metal Bifunctional Catalysts. *ACS Catal.* **2016**, *6*, 1655–1662. [[CrossRef](#)]
68. Frisch, M.J.; Trucks, G.W.; Schlegel, H.B.; Scuseria, G.E.; Robb, M.A.; Cheeseman, J.R.; Scalmani, G.; Barone, V.; Petersson, G.A.; Nakatsuji, H.; et al. *Gaussian 09, Revision B.01*; Gaussian, Inc.: Wallingford, CT, USA, 2010.
69. Chernichenko, K.; Kótai, B.; Pápai, I.; Zhivonitko, V.; Nieger, M.; Leskelä, M.; Repo, T. Intramolecular Frustrated Lewis Pair with the Smallest Boryl Site: Reversible H₂ Addition and Kinetic Analysis. *Angew. Chem. Int. Ed.* **2015**, *54*, 1749–1753. [[CrossRef](#)] [[PubMed](#)]
70. Chernichenko, K.; Nieger, M.; Leskelä, M.; Repo, T. Hydrogen activation by 2-boryl-N,N-dialkylanilines: A revision of Piers’ ansa-aminoborane. *Dalton Trans.* **2012**, *41*, 9029–9032. [[CrossRef](#)] [[PubMed](#)]
71. Pla, D.; Sadek, O.; Cadet, S.; Mestre-Voegtli, B.; Gras, E. Naphthylaminoborane: From structural switches to frustrated Lewis pair reactivity. *Dalton Trans.* **2015**, *44*, 18340–18346. [[CrossRef](#)]
72. Xu, B.-H.; Bussmann, K.; Fröhlich, R.; Daniliuc, C.G.; Brandenburg, J.G.; Grimme, S.; Kehr, G.; Erker, G. An Enamine/HB(C₆F₅)₂ Adduct as a Dormant State in Frustrated Lewis Pair Chemistry. *Organometallics* **2013**, *32*, 6745–6752. [[CrossRef](#)]

73. Schwendemann, S.; Fröhlich, R.; Kehr, G.; Erker, G. Intramolecular frustrated N/B Lewis pairs by enamine hydroboration. *Chem. Sci.* **2011**, *2*, 1842–1849. [[CrossRef](#)]
74. Schwendemann, S.; Oishi, S.; Saito, S.; Fröhlich, R.; Kehr, G.; Erker, G. Reaction of an “Invisible” Frustrated N/B Lewis Pair with Dihydrogen. *Chem. Asian J.* **2013**, *8*, 212–217. [[CrossRef](#)]
75. Lindqvist, M.; Axenov, K.; Nieger, M.; Räisänen, M.; Leskelä, M.; Repo, T. Frustrated Lewis Pair Chemistry of Chiral (+)-Camphor-Based Aminoboranes. *Chem. Eur. J.* **2013**, *19*, 10412–10418. [[CrossRef](#)] [[PubMed](#)]
76. Sumerin, V.; Schulz, F.; Atsumi, M.; Wang, C.; Nieger, M.; Leskelä, M.; Repo, T.; Pyykkö, P.; Rieger, B. Molecular Tweezers for Hydrogen: Synthesis, Characterization, and Reactivity. *J. Am. Chem. Soc.* **2008**, *130*, 14117–14119. [[CrossRef](#)] [[PubMed](#)]
77. Sumerin, V.; Chernichenko, K.; Nieger, M.; Leskelä, M.; Rieger, B.; Repo, T. Highly Active Metal-Free Catalysts for Hydrogenation of Unsaturated Nitrogen-Containing Compounds. *Adv. Synth. Catal.* **2011**, *353*, 2093–2110. [[CrossRef](#)]
78. Porcel, S.; Bouhadir, G.; Saffon, N.; Maron, L.; Bourissou, D. Reaction of Singlet Dioxxygen with Phosphine–Borane Derivatives: From Transient Phosphine Peroxides to Crystalline Peroxoboronates. *Angew. Chem. Int. Ed.* **2010**, *49*, 6186–6189. [[CrossRef](#)] [[PubMed](#)]
79. Wiegand, T.; Eckert, H.; Ekkert, O.; Fröhlich, R.; Kehr, G.; Erker, G.; Grimme, S. New Insights into Frustrated Lewis Pairs: Structural Investigations of Intramolecular Phosphane–Borane Adducts by Using Modern Solid-State NMR Techniques and DFT Calculations. *J. Am. Chem. Soc.* **2012**, *134*, 4236–4249. [[CrossRef](#)]
80. Erdmann, M.; Rösener, C.; Holtrichter-Rößmann, T.; Daniliuc, C.G.; Fröhlich, R.; Uhl, W.; Würthwein, E.-U.; Kehr, G.; Erker, G. Functional group chemistry at intramolecular frustrated Lewis pairs: Substituent exchange at the Lewis acid site with 9-BBN. *Dalton Trans.* **2013**, *42*, 709–718. [[CrossRef](#)]
81. Spies, P.; Erker, G.; Kehr, G.; Bergander, K.; Fröhlich, R.; Grimme, S.; Stephan, D.W. Rapid intramolecular heterolytic dihydrogen activation by a four-membered heterocyclic phosphane–borane adduct. *Chem. Commun.* **2007**, 5072–5074. [[CrossRef](#)]
82. Spies, P.; Kehr, G.; Bergander, K.; Wibbeling, B.; Fröhlich, R.; Erker, G. Metal-free dihydrogen activation chemistry: Structural and dynamic features of intramolecular P/B pairs. *Dalton Trans.* **2009**, 1534–1541. [[CrossRef](#)]
83. Sajid, M.; Kehr, G.; Wiegand, T.; Eckert, H.; Schwickert, C.; Pöttgen, R.; Cardenas, A.J.P.; Warren, T.H.; Fröhlich, R.; Daniliuc, C.G.; et al. Noninteracting, Vicinal Frustrated P/B-Lewis Pair at the Norbornane Framework: Synthesis, Characterization, and Reactions. *J. Am. Chem. Soc.* **2013**, *135*, 8882–8895. [[CrossRef](#)]
84. Bertini, F.; Lyaskovskyy, V.; Timmer, B.J.J.; de Kanter, F.J.J.; Lutz, M.; Ehlers, A.W.; Slootweg, J.C.; Lammertsma, K. Preorganized Frustrated Lewis Pairs. *J. Am. Chem. Soc.* **2012**, *134*, 201–204. [[CrossRef](#)]
85. Wang, X.; Kehr, G.; Daniliuc, C.G.; Erker, G. Internal Adduct Formation of Active Intramolecular C4-bridged Frustrated Phosphane/Borane Lewis Pairs. *J. Am. Chem. Soc.* **2014**, *136*, 3293–3303. [[CrossRef](#)] [[PubMed](#)]
86. Axenov, K.V.; Mömning, C.M.; Kehr, G.; Fröhlich, R.; Erker, G. Structure and Dynamic Features of an Intramolecular Frustrated Lewis Pair. *Chem. Eur. J.* **2010**, *16*, 14069–14073. [[CrossRef](#)] [[PubMed](#)]
87. Spies, P.; Fröhlich, R.; Kehr, G.; Erker, G.; Grimme, S. Structural Importance of Secondary Interactions in Molecules: Origin of Unconventional Conformations of Phosphine–Borane Adducts. *Chem. Eur. J.* **2008**, *14*, 333–343. [[CrossRef](#)] [[PubMed](#)]
88. Stute, A.; Kehr, G.; Fröhlich, R.; Erker, G. Chemistry of a geminal frustrated Lewis pair featuring electron withdrawing C6F5 substituents at both phosphorus and boron. *Chem. Commun.* **2011**, *47*, 4288–4290. [[CrossRef](#)] [[PubMed](#)]
89. Rosorius, C.; Kehr, G.; Fröhlich, R.; Grimme, S.; Erker, G. Electronic Control of Frustrated Lewis Pair Behavior: Chemistry of a Geminal Alkylidene-Bridged Per-pentafluorophenylated P/B Pair. *Organometallics* **2011**, *30*, 4211–4219. [[CrossRef](#)]
90. Liedtke, R.; Scheidt, F.; Ren, J.; Schirmer, B.; Cardenas, A.J.P.; Daniliuc, C.G.; Eckert, H.; Warren, T.H.; Grimme, S.; Kehr, G.; et al. Frustrated Lewis Pair Modification by 1,1-Carboboration: Disclosure of a Phosphine Oxide Triggered Nitrogen Monoxide Addition to an Intramolecular P/B Frustrated Lewis Pair. *J. Am. Chem. Soc.* **2014**, *136*, 9014–9027. [[CrossRef](#)]
91. Stute, A.; Kehr, G.; Daniliuc, C.G.; Fröhlich, R.; Erker, G. Electronic control in frustrated Lewis pair chemistry: Adduct formation of intramolecular FLP systems with –P(C6F5)2 Lewis base components. *Dalton Trans.* **2013**, *42*, 4487–4499. [[CrossRef](#)]
92. Ekkert, O.; Kehr, G.; Fröhlich, R.; Erker, G. P–C Bond Activation Chemistry: Evidence for 1,1-Carboboration Reactions Proceeding with Phosphorus–Carbon Bond Cleavage. *J. Am. Chem. Soc.* **2011**, *133*, 4610–4616. [[CrossRef](#)]
93. Beckmann, J.; Hupf, E.; Lork, E.; Mebs, S. Peri-Substituted (Ace)Naphthylphosphinoboranes. (Frustrated) Lewis Pairs. *Inorg. Chem.* **2013**, *52*, 11881–11888. [[CrossRef](#)]

Disclaimer/Publisher’s Note: The statements, opinions and data contained in all publications are solely those of the individual author(s) and contributor(s) and not of MDPI and/or the editor(s). MDPI and/or the editor(s) disclaim responsibility for any injury to people or property resulting from any ideas, methods, instructions or products referred to in the content.