



Benchmarking Diabetes Technology Use Among 21 U.S. Pediatric Diabetes Centers

Priya Prahalad,¹ Holly Hardison,² Ori Odugbesan,² Sarah Lyons,³ Mohammed Alwazeer,⁴ Anna Neyman,⁵ Brian Miyazaki,⁶ Kristina Cossen,⁷ Susan Hsieh,⁴ Donna Eng,⁸ Alissa Roberts,⁹ Mark A. Clements,¹⁰ and Osagie Ebekozien,^{2,11} on behalf of the T1D Exchange Quality Improvement Collaborative

The American Diabetes Association's *Standards of Care in Diabetes* recommends the use of diabetes technology such as continuous glucose monitoring systems and insulin pumps for people living with type 1 diabetes. Unfortunately, there are multiple barriers to uptake of these devices, including local diabetes center practices. This study aimed to examine overall change and center-to-center variation in uptake of diabetes technology across 21 pediatric centers in the T1D Exchange Quality Improvement Collaborative. It found an overall increase in diabetes technology use for most centers from 2021 to 2022 with significant variation.

The use of diabetes technology, including continuous glucose monitoring (CGM) systems and insulin pumps, is associated with improved clinical outcomes and improved quality of life (1–16). The American Diabetes Association's (ADA's) *Standards of Care in Diabetes—2023* recommends the use of technology for all youth with type 1 diabetes, with an individualized approach (17,18). Although CGM and pump use is increasing worldwide, usage rates in the United States lag behind other high-income nations (19). Individuals of lower socioeconomic status and individuals from minority groups have decreased utilization of technology and poorer outcomes (4,19,20).

Barriers to technology adoption can occur at the patient, provider, and structural levels. Patient-level barriers can include a reluctance to wear diabetes devices, concerns over the device adhesive not working or causing allergic reactions, worsening of diabetes distress, or

inadequate information regarding the benefits of technology use (21,22). Provider-level barriers to technology use can include inadequate time for staff education, paperwork requirements, or implicit bias (23–25). Structural barriers include a lack of or inadequate insurance coverage, overly burdensome eligibility criteria to qualify for technology, or high out-of-pocket costs (22).

The T1D Exchange Quality Improvement Collaborative (T1DX-QI) is a learning health network created in 2016 in the United States. Pediatric and adult diabetes centers in the T1DX-QI use continuous quality improvement (QI) methodology and real-world electronic health record (EHR) data to improve the health of people with type 1 diabetes at the population level (26). The T1DX-QI allows for benchmarking of data and provides opportunities for participating centers to share best practices. As the T1DX-QI has grown from 10 original centers to 55 centers across the United States, it is important to understand differences in technology use across these centers' populations, identify opportunities for improvement, and determine the need for advocacy to decrease structural barriers.

Research Design and Methods

Data Collection

Participating centers in the T1DX-QI share data on population-based metrics, which are updated monthly. The data are shared from the EHR systems at each institution to the T1DX-QI data registry. For this study, data on CGM and insulin pump use, excluding automated insulin delivery

¹Stanford Children's Health, Lucile Packard Children's Hospital, Stanford, CA; ²T1D Exchange, Boston, MA; ³Baylor College of Medicine/Texas Children's Hospital, Houston, TX; ⁴Cook Children's, Endocrinology, Fort Worth, TX; ⁵UH Rainbow Babies & Children's Hospital, Cleveland, OH; ⁶Children's Hospital of Los Angeles, Los Angeles, CA; ⁷Children's Healthcare of Atlanta, Atlanta, GA; ⁸Pediatric Endocrinology, Spectrum Health, Helen DeVos Children's Hospital, Grand Rapids, MI; ⁹Seattle Children's Hospital, Seattle, WA; ¹⁰Children's Mercy Hospital, Kansas City, MO; ¹¹University of Mississippi School of Population Health, Jackson, MS

Corresponding author: Priya Prahalad, prahalad@stanford.edu

This article contains supplementary material online at <https://doi.org/10.2337/figshare.24354703>.

This article is part of a special article collection available at <https://diabetesjournals.org/collection/1849/Quality-Improvement-and-Population-Health>.
<https://doi.org/10.2337/cd23-0052>

©2024 by the American Diabetes Association. Readers may use this article as long as the work is properly cited, the use is educational and not for profit, and the work is not altered. More information is available at <https://www.diabetesjournals.org/journals/pages/license>.

(AID) systems, from 21 pediatric diabetes centers that had a complete dataset available during the study dates were analyzed over 6-month periods from January to June 2021 and from January to June 2022 (Supplementary Table S1). Average CGM and pump use during that time was determined at the center level. Centers were located throughout the United States to ensure that all regions of the country were represented and were grouped according to geographical location (Figure 1). Centers were de-identified and randomly assigned letters for this study.

Statistical Analysis

Medians and interquartile ranges (IQRs) were calculated for CGM and pump use at the center level and at the T1DX-QI level.

Results

The T1DX-QI Includes a Heterogenous Group of Centers

A total of 21 pediatric centers across four geographical regions contributed data to this analysis (Table 1).

One-fourth of centers served <1,000 patients with type 1 diabetes, whereas 29% served >2,000 patients with type 1 diabetes per year. In 19% of the centers, more than half of the patients were publicly insured.

CGM Use Is Highly Variable Among T1DX-QI Centers

Data on CGM use are summarized in Figures 2 and 3. CGM use in the 21 participating centers ranged from a low of 31% to a high of 90% in 2021 (Figure 2A) with a median of 66% (IQR 56.5–77%). During the same period in 2022, CGM use ranged from 23 to 90%, with a median of 81% (IQR 72.5–83%). Between 2021 and 2022, 20 of the 21 centers had an increase in CGM use, while one center did not have a change. Only one center was in a state that did not have public insurance coverage for CGM but was still above the median for CGM use (70% and 83% for 2021 and 2022, respectively). However, there was no statistically significant difference in CGM use between centers with and without CGM coverage by public insurance plans. Most

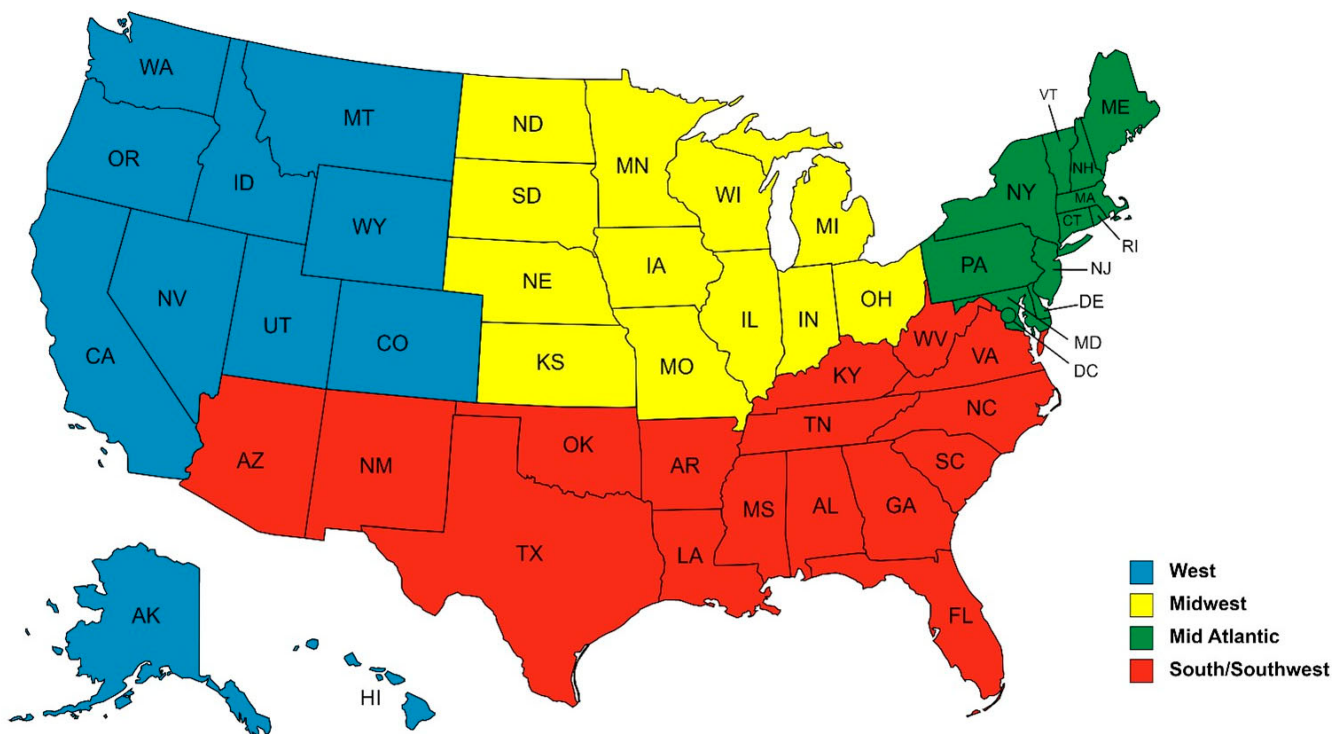


FIGURE 1 Geographical region distributions.

TABLE 1 Demographic Information for Participating Pediatric Centers (N = 21)

| Characteristic | Centers |
|-----------------------------------------------------------------------|---------|
| Center size (number of patients with type 1 diabetes served annually) | |
| <1,000 | 5 (24) |
| 1,000-1,500 | 5 (24) |
| 1,501-2,000 | 4 (19) |
| >2,000 | 7 (33) |
| Patients with public insurance, % | |
| ≤35 | 6 (29) |
| 36-50 | 11 (52) |
| >50 | 4 (19) |

Data are n (%).

centers in the West (3 of 5) and Midwest (4 of 6) regions had CGM percentages above the median, whereas centers in the South and Southwest (2 of 6)

and mid-Atlantic (2 of 4) regions fell below the median (Figure 3A).

Insulin Pump Use Is Highly Variable in the T1DX-QI

Data on insulin pump use are summarized in Figures 2 and 3. Like CGM use, insulin pump use (excluding AID systems) among the centers in the T1DX-QI is also highly variable. In 2021, the median pump use was 51% (IQR 36–66.5%), with a range of 12–79% (Figure 2B). In 2022, the median pump use was 52% (IQR 41.5–69.5%), with a range of 17–81%. Between 2021 and 2022, 17 centers had an increase in pump use, ranging from 1 to 15%. Of the five centers experiencing a decrease in pump use, the decrease ranged from 1 to 5%. Centers from the West (3 of 5) and Midwest (5 of 6) trended above the median (Figure 3B). Most centers in the South and Southwest (5 of 6) and Mid-Atlantic (2 of 4) regions fell below the median in use of insulin pumps.

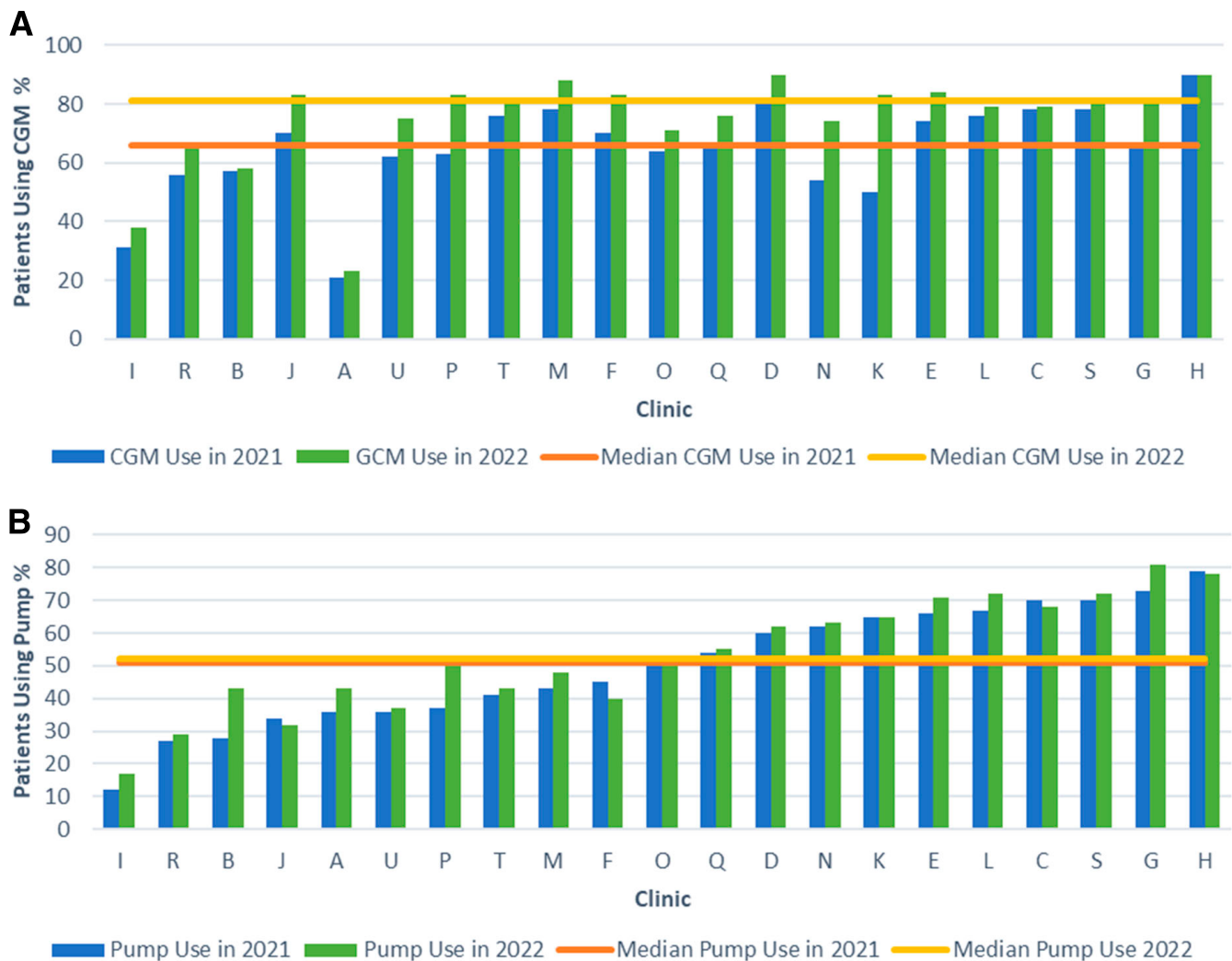


FIGURE 2 Median CGM (A) and insulin pump (B) use by clinic in 21 T1DX-QI sites in 2021 (blue) and 2022 (green).

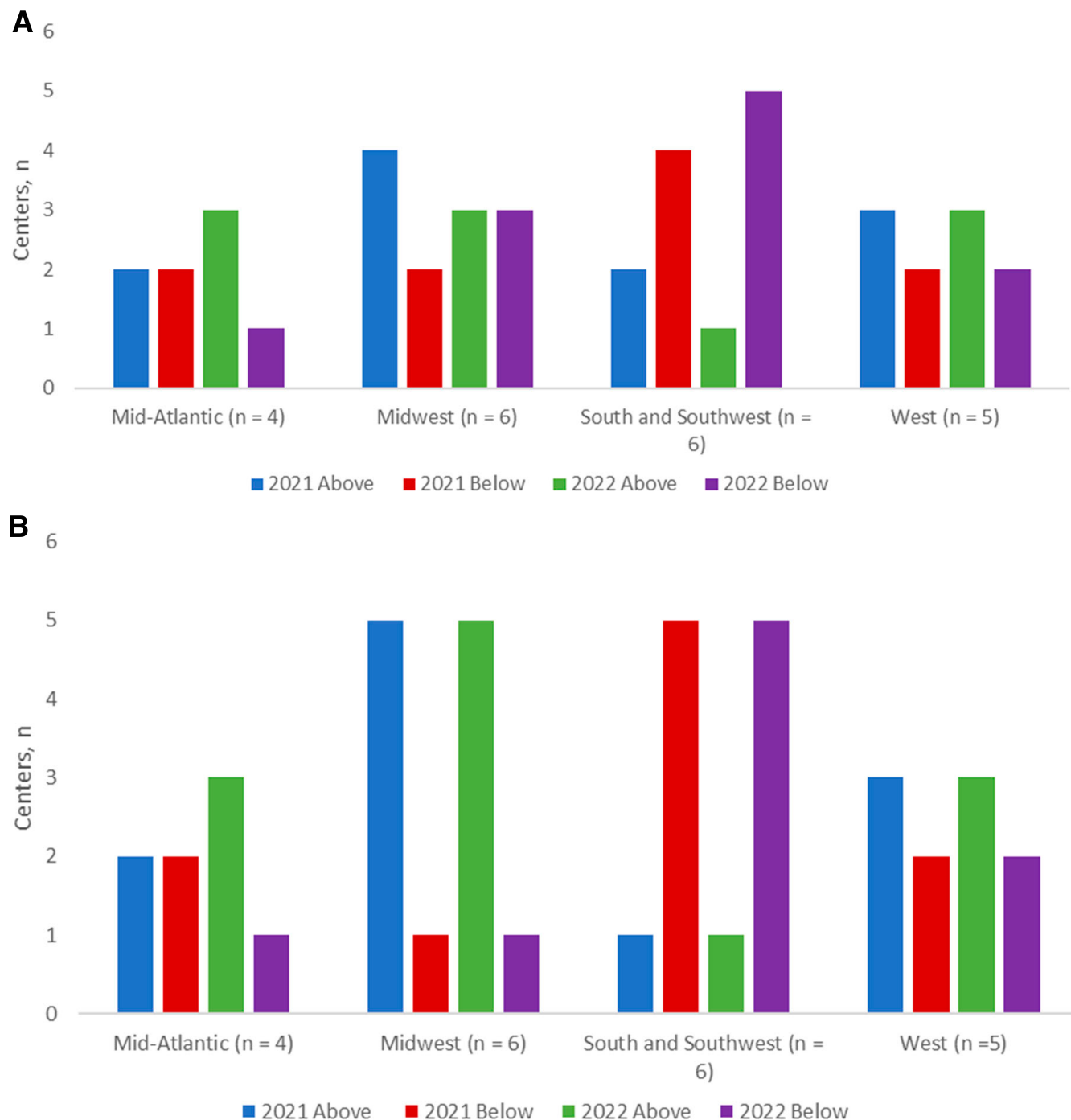


FIGURE 3 CGM (A) and insulin pump (B) use by region relative to the median usage of 21 clinics in the T1DX-QI. For each geographical region, the number of centers above and below the median are shown.

Rates of Pump and Sensor Use Are Not Always Related

To determine whether usage rates for insulin pumps and CGM are related, the use of pumps and CGM were compared against the median and characterized as “above” or “below” the median (Figure 3). The Midwest region showed little to no change in pump and CGM use

between 2021 and 2022. The Mid-Atlantic region’s improvement in the use of pumps mirrored that of CGM, with both increasing from 50% in 2021 to 75% in 2022. The South and Southwest regions trended down in CGM use from 2021 to 2022 and showed no change in pump use during that time period. The West’s use of CGM and pumps remained constant at 60% each in 2021 and 2022.

Discussion

The use of diabetes technology is varied across the centers in the T1DX-QI. Among sites in 2021, CGM use varied from 21 to 90%, while pump use varied from 12 to 79%. In 2022, CGM use across the T1DX-QI increased, while pump use was relatively stable.

There appears to be some regional variations in technology use, with the highest rates found in the Midwest and West and the lowest rates found in the South and Southwest regions. Although insulin pumps have generally had coverage for patients on both private and public insurance, coverage for CGM use by youth with public insurance has only recently improved. This improved coverage may, in part, explain the larger increase seen in CGM uptake versus pump uptake.

Structural barriers may be contributing, in part, to some of the differences we found in technology use. Insulin pumps are typically covered by both public and private insurers, but CGM coverage is only available in a subset of centers for individuals with public insurance. In addition, youth with public insurance may have to meet certain strict criteria for CGM and/or pump coverage in some states (27–30). For example, some public insurers require that a person perform at least four blood glucose checks per day for 30 days before being eligible for CGM coverage. These requirements often make it extremely difficult for high-risk patients to access technology, which can further worsen disparities. Although we saw lower rates of technology use in individuals with public insurance, these differences were not statistically significant, which may, in part, have been the result of our small sample size. However, structural barriers do not appear to be the only factor contributing to differences in technology use across centers.

Provider-level barriers also may be contributing to some of the variation in technology use within the T1DX-QI. In previous years, the time needed to learn about new technology, educate patients about it, and complete paperwork to secure insurance coverage of CGM was associated with decreased CGM use (31). It may be important for members of the diabetes care team to have protected time to learn about new diabetes technology, train patients, and perform follow-up visits. It is also important to have enough support staff available to assist with the paperwork and authorization process. In this analysis, we were unable to assess other barriers, but there is work suggesting that providers' implicit bias may also affect diabetes technology adoption (25,32,33).

In addition to provider-level barriers, there may be patient-level factors that could be contributing to variations in technology use. We were unable to assess for these in our analyses, but it is important to address patient-level barriers in QI efforts.

As diabetes technology advances and AID systems become more accessible, concerted QI efforts by motivated teams with adequate support staff will likely be necessary to increase technology use and address barriers at the patient, provider, and structural levels (31,34). Clinics in the T1DX-QI have implemented various QI initiatives to increase technology access. Future work should evaluate these various QI initiatives and identify those that have had the most success for broader dissemination.

Strengths and Limitations

The data from this study were derived from the T1DX-QI, which is the largest type 1 diabetes registry in the United States. The strength of this study lies in the large number of participating centers, representing different regions and populations across the country.

These data have some limitations, which should be noted. The data presented here are from a subset of pediatric diabetes centers in the United States. There is likely a selective bias regarding which centers participate in the T1DX-QI and have the ability to share patient-level data. In addition, we only captured data on the use of diabetes technology and did not capture data on barriers to or facilitators of technology use at the various sites.

Conclusion

This study shows that diabetes technology use is varied across clinical centers in the United States. Closing gaps in technology adoption rates will be increasingly important as diabetes technology continues to evolve and advance. The ADA and the International Society of Pediatric and Adolescent Diabetes recommend the use of AID systems, which combine an insulin pump and a CGM system, for all people with type 1 diabetes because of their demonstrated positive effects on glycemic control and quality-of-life measures. For this reason, it is important to use QI-based approaches to close gaps in technology access and use. In addition, it is important to engage in advocacy efforts to decrease disparities in technology access to provide the best possible care for all people with type 1 diabetes.

ACKNOWLEDGMENTS

The authors thank the Leona M. and Harry B. Helmsley Charitable Trust for funding the T1DX-QI. The authors also acknowledge the contributions of patients, families, diabetes care teams, and collaborators within the T1DX-QI who continually seek to improve care and outcomes for people living with diabetes.

DUALITY OF INTEREST

M.A.C. is the chief medical officer of Glooko and receives research support from Abbott Diabetes Care and Dexcom. O.E. is a Diabetes Health Equity Advisory Board member for Medtronic; his organization, T1D Exchange, has received research support on his behalf from Abbott, Dexcom, Eli Lilly, Medtronic Diabetes, and Vertex; and he has received honoraria from Medtronic Diabetes and Vertex. No other potential conflicts of interest relevant to this article were reported.

AUTHOR CONTRIBUTIONS

P.P. wrote the manuscript. H.H. and O.E. analyzed the data and conceptualized the manuscript. P.P., O.O., S.L., M.A., A.N., B.M., K.C., S.H., D.E., A.R., and M.A.C. performed data collection. O.O., S.L., M.A., A.N., B.M., K.C., S.H., D.E., A.R., and M.A.C. reviewed and edited the manuscript. O.E. is the guarantor of this work and, as such, had access to all of the data and takes responsibility for the integrity of the data and the accuracy of the data analysis.

REFERENCES

- Prahalad P, Ding VY, Zaharieva DP, et al. Teamwork, targets, technology, and tight control in newly diagnosed type 1 diabetes: the pilot 4T Study. *J Clin Endocrinol Metab* 2022;107:998–1008
- Tanenbaum ML, Zaharieva DP, Addala A, et al. 'I was ready for it at the beginning': parent experiences with early introduction of continuous glucose monitoring following their child's type 1 diabetes diagnosis. *Diabet Med* 2021;38:e14567
- Youngkin EM, Majidi S, Noser AE, Stanek KR, Clements MA, Patton SR. Continuous glucose monitoring decreases hypoglycemia avoidance behaviors, but not worry in parents of youth with new onset type 1 diabetes. *J Diabetes Sci Technol* 2021;15:1093–1097
- Miller KM, Beck RW, Foster NC, Maahs DM. HbA1c levels in type 1 diabetes from early childhood to older adults: a deeper dive into the influence of technology and socioeconomic status on HbA1c in the T1D Exchange clinic registry findings. *Diabetes Technol Ther* 2020;22:645–650
- Miller KM, Hermann J, Foster N, et al.; T1D Exchange and DPV Registries. Longitudinal changes in continuous glucose monitoring use among individuals with type 1 diabetes: international comparison in the German and Austrian DPV and U.S. T1D Exchange registries. *Diabetes Care* 2020;43:e1–e2
- Cardona-Hernandez R, Schwandt A, Alkandari H, et al.; SWEET Study Group. Glycemic outcome associated with insulin pump and glucose sensor use in children and adolescents with type 1 diabetes: data from the international pediatric registry SWEET. *Diabetes Care* 2021;44:1176–1184
- Champakanath A, Akturk HK, Alonso GT, Snell-Bergeon JK, Shah VN. Continuous glucose monitoring initiation within first year of type 1 diabetes diagnosis is associated with improved glycemic outcomes: 7-year follow-up study. *Diabetes Care* 2022;45:750–753
- Beato-Víbora PI, Gallego-Gamero F, Ambrojo-López A, Gil-Poch E, Martín-Romo I, Arroyo-Díez FJ. Rapid improvement in time in range after the implementation of an advanced hybrid closed-loop system in adolescents and adults with type 1 diabetes. *Diabetes Technol Ther* 2021;23:609–615
- Breton MD, Kovatchev BP. One year real-world use of the Control-IQ advanced hybrid closed-loop technology. *Diabetes Technol Ther* 2021;23:601–608
- Brown SA, Forlenza GP, Bode BW, et al.; Omnipod 5 Research Group. Multicenter trial of a tubeless, on-body automated insulin delivery system with customizable glycemic targets in pediatric and adult participants with type 1 diabetes. *Diabetes Care* 2021;44:1630–1640
- Carlson AL, Sherr JL, Shulman DI, et al. Safety and glycemic outcomes during the MiniMed advanced hybrid closed-loop system pivotal trial in adolescents and adults with type 1 diabetes. *Diabetes Technol Ther* 2022;24:178–189
- DuBose SN, Bauza C, Verdejo A, Beck RW, Bergenstal RM; HYCLO Study Group. Real-world, patient-reported and clinic data from individuals with type 1 diabetes using the MiniMed 670G hybrid closed-loop system. *Diabetes Technol Ther* 2021;23:791–798
- Forlenza GP, Ekhlaspour L, DiMeglio LA, et al. Glycemic outcomes of children 2–6 years of age with type 1 diabetes during the pediatric MiniMed 670G system trial. *Pediatr Diabetes* 2022;23:324–329
- Smith TA, Smart CE, Fuery MEJ, et al. In children and young people with type 1 diabetes using pump therapy, an additional 40% of the insulin dose for a high-fat, high-protein breakfast improves postprandial glycaemic excursions: a cross-over trial. *Diabet Med* 2021;38:e14511
- Varimo T, Pulkkinen MA, Hakonen E, Hero M, Miettinen PJ, Tuomaala AK. First year on commercial hybrid closed-loop system: experience on 111 children and adolescents with type 1 diabetes. *Pediatr Diabetes* 2021;22:909–915
- Ware J, Allen JM, Boughton CK, et al.; KidsAP Consortium. Randomized trial of closed-loop control in very young children with type 1 diabetes. *N Engl J Med* 2022;386:209–219
- ElSayed NA, Aleppo G, Aroda VR, et al.; American Diabetes Association. 7. Diabetes technology: *Standards of Care in Diabetes—2023*. *Diabetes Care* 2023;46(Suppl. 1):S111–S127
- ElSayed NA, Aleppo G, Aroda VR, et al.; American Diabetes Association. 14. Children and adolescents:

Standards of Care in Diabetes—2023. *Diabetes Care* 2023;46(Suppl. 1):S230–S253

19. Addala A, Auzanneau M, Miller K, et al. A decade of disparities in diabetes technology use and HbA1c in pediatric type 1 diabetes: a transatlantic comparison. *Diabetes Care* 2021;44:133–140
20. Agarwal S, Kanapka LG, Raymond JK, et al. Racial-ethnic inequity in young adults with type 1 diabetes. *J Clin Endocrinol Metab* 2020;105:e2960–e2969
21. Naranjo D, Tanenbaum ML, Iturralde E, Hood KK. Diabetes technology: uptake, outcomes, barriers, and the intersection with distress. *J Diabetes Sci Technol* 2016;10:852–858
22. Pauley ME, Berget C, Messer LH, Forlenza GP. Barriers to uptake of insulin technologies and novel solutions. *Med Devices (Auckl)* 2021;14:339–354
23. James S, Perry L, Gallagher R, Lowe J. Diabetes educators: perceived experiences, supports and barriers to use of common diabetes-related technologies. *J Diabetes Sci Technol* 2016;10:1115–1121
24. White HD, Goenka N, Furlong NJ, et al. The U.K. service level audit of insulin pump therapy in adults. *Diabet Med* 2014;31:412–418
25. Addala A, Hanes S, Naranjo D, Maahs DM, Hood KK. Provider implicit bias impacts pediatric type 1 diabetes technology recommendations in the United States: findings from the Gatekeeper Study. *J Diabetes Sci Technol* 2021;15:1027–1033
26. Alonso GT, Corathers S, Shah A, et al. Establishment of the T1D Exchange Quality Improvement Collaborative (T1DX-QI). *Clin Diabetes* 2020;38:141–151
27. Anderson JE, Gavin JR, Kruger DF. Current eligibility requirements for CGM coverage are harmful, costly, and unjustified. *Diabetes Technol Ther* 2020;22:169–173
28. Galindo RJ, Parkin CG, Aleppo G, et al. What's wrong with this picture? A critical review of current Centers for Medicare & Medicaid Services coverage criteria for continuous glucose monitoring. *Diabetes Technol Ther* 2021;23:652–660
29. Ravi SJ, Coakley A, Vigers T, Pyle L, Forlenza GP, Alonso T. Pediatric Medicaid patients with type 1 diabetes benefit from continuous glucose monitor technology. *J Diabetes Sci Technol* 2021;15:630–635
30. Schmitt J, Fogle K, Scott ML, Iyer P. Improving equitable access to continuous glucose monitors for Alabama's children with type 1 diabetes: a quality improvement project. *Diabetes Technol Ther* 2022;24:481–491
31. Prahalad P, Ebekoziem O, Alonso GT, et al.; T1D Exchange Quality Improvement Collaborative Study Group. Multi-clinic quality improvement initiative increases continuous glucose monitoring use among adolescents and young adults with type 1 diabetes. *Clin Diabetes* 2021;39:264–271
32. Agarwal S, Crespo-Ramos G, Long JA, Miller VA. "I didn't really have a choice": qualitative analysis of racial-ethnic disparities in diabetes technology use among young adults with type 1 diabetes. *Diabetes Technol Ther* 2021;23:616–622
33. Odugbesan O, Addala A, Nelson G, et al. Implicit racial-ethnic and insurance-mediated bias to recommending diabetes technology: insights from T1D Exchange multicenter pediatric and adult diabetes provider cohort. *Diabetes Technol Ther* 2022;24:619–627
34. Lyons SK, Ebekoziem O, Garrity A, et al.; T1D Exchange Quality Improvement Collaborative Study Group. Increasing insulin pump use among 12- to 26-year-olds with type 1 diabetes: results from the T1D Exchange Quality Improvement Collaborative. *Clin Diabetes* 2021;39:272–277