




Correction

Correction: Nguyen et al. Green Silver Nanoparticles Formed by *Phyllanthus urinaria*, *Pouzolzia zeylanica*, and *Scoparia dulcis* Leaf Extracts and the Antifungal Activity. *Nanomaterials* 2020, 10, 542

Dai Hai Nguyen ^{1,2} , Jung Seok Lee ³ , Ki Dong Park ⁴, Yern Chee Ching ⁵, Xuan Thi Nguyen ⁶, V.H. Giang Phan ^{6,*} and Thai Thanh Hoang Thi ^{6,*} 

¹ Institute of Applied Materials Science, Vietnam Academy of Science and Technology, 01 TL29 District 12, Ho Chi Minh City 700000, Vietnam; nguyendaihai0511@gmail.com

² Graduate University of Science and Technology, Vietnam Academy of Science and Technology, Hanoi 100000, Vietnam

³ Biomedical Engineering, Malone Engineering Center 402A, Yale University, 55 Prospect St., New Haven, CT 06511, USA

⁴ Department of Molecular Science and Technology, Ajou University, Suwon 16499, Republic of Korea

⁵ Department of Chemical Engineering, Faculty of Engineering, University of Malaya, Kuala Lumpur 50603, Malaysia

⁶ Biomaterials and Nanotechnology Research Group, Faculty of Applied Sciences, Ton Duc Thang University, Ho Chi Minh City 700000, Vietnam

* Correspondence: phanvuhoanggiang@tdtu.edu.vn (V.H.G.P.); hoangthithaitanh@tdtu.edu.vn (T.T.H.T.)

Error in Figure

In the original publication [1], there was a mistake in Figure 4 as published. An error occurred when we arranged the images, resulting in the display of two identical images. The corrected Figure 4 appears below.



Citation: Nguyen, D.H.; Lee, J.S.; Park, K.D.; Ching, Y.C.; Nguyen, X.T.; Phan, V.H.G.; Hoang Thi, T.T. Correction: Nguyen et al. Green Silver Nanoparticles Formed by *Phyllanthus urinaria*, *Pouzolzia zeylanica*, and *Scoparia dulcis* Leaf Extracts and the Antifungal Activity. *Nanomaterials* 2020, 10, 542. *Nanomaterials* 2024, 14, 475. <https://doi.org/10.3390/nano14050475>

Received: 15 February 2024

Accepted: 20 February 2024

Published: 6 March 2024



Copyright: © 2024 by the authors. Licensee MDPI, Basel, Switzerland. This article is an open access article distributed under the terms and conditions of the Creative Commons Attribution (CC BY) license (<https://creativecommons.org/licenses/by/4.0/>).




Figure 4. Three fungal strains including *A. niger*, *A. flavus*, and *F. oxysporum* were culture in different agar matrix after 96 h.

The authors state that the scientific conclusions are unaffected. This correction was approved by the Academic Editor. The original publication has also been updated.

Reference

1. Nguyen, D.H.; Lee, J.S.; Park, K.D.; Ching, Y.C.; Nguyen, X.T.; Phan, V.H.G.; Hoang Thi, T.T. Green Silver Nanoparticles Formed by *Phyllanthus urinaria*, *Pouzolzia zeylanica*, and *Scoparia dulcis* Leaf Extracts and the Antifungal Activity. *Nanomaterials* **2020**, *10*, 542. [[CrossRef](#)] [[PubMed](#)]

Disclaimer/Publisher's Note: The statements, opinions and data contained in all publications are solely those of the individual author(s) and contributor(s) and not of MDPI and/or the editor(s). MDPI and/or the editor(s) disclaim responsibility for any injury to people or property resulting from any ideas, methods, instructions or products referred to in the content.