

Preferences and uptake of home-based HIV self-testing for maternal retesting in Kenya

Alison L. Drake, MPH, PhD^{1,2}, Wenwen Jiang, PhD², Peninah Kitao, RCHN³, Shiza Farid, MPH¹, Barbra A. Richardson, PhD^{4,1}, David A. Katz, MPH, PhD¹, Anjuli D. Wagner MPH, PhD¹, Cheryl C Johnson, PhD⁵, Daniel Matemo, MPH³, Grace-John Stewart, MPH, PhD, MD^{1,2,6,7}, John Kinuthia, MBChB, MMed, MPH³

¹Department of Global Health, University of Washington, Seattle, WA, USA

²Department of Epidemiology, University of Washington, Seattle, WA, USA

³Research and Programmes, Kenyatta National Hospital, Nairobi, Kenya

⁴Department of Biostatistics, University of Washington, Seattle, WA, USA

⁵Department of Global HIV, Hepatitis and STI Programmes, World Health Organization, Geneva, Switzerland

⁶Department of Medicine, University of Washington, Seattle, WA, USA

⁷Department of Pediatrics, University of Washington, Seattle, WA, USA

§ Corresponding author: Alison L. Drake

3980 15th Ave NE

Box 351620

Seattle, WA 98195 USA

Phone: 1-206-543-5847

Email: adrake2@uw.edu

Word count: 3500/3500

Prior presentations: Poster; Conference on Retroviruses and Opportunistic Infections (CROI). Seattle, WA. March 4-7, 2019.

Sources of support: This study funded from a University of Washington (UW) Center for AIDS Research (CFAR) New Investigator Award, supported by NIH/NIAID P30-AI027757, in conjunction with research and infrastructure support from NIH/NIAID K01 AI116298 (ALD) and the UW Global Center for Integrated Health of Women, Adolescents, and Children (Global WACH).

Running head: Maternal HIV retesting with HIV self-tests

ABSTRACT (word count 250/250)f

Objective: To compare preferences, uptake, and cofactors for unassisted home-based oral self-testing (HB-HIVST) versus clinic-based rapid diagnostic blood tests (CB-RDT) for maternal HIV retesting.

Design: Prospective cohort

Methods: Between November 2017 and June 2019, HIV-negative pregnant Kenyan women receiving antenatal care were enrolled and given a choice to retest with HB-HIVST or CB-RDT. Women were asked to retest between 36 weeks gestation and 1 week post-delivery if the last HIV test was <24 weeks gestation or at 6 weeks postpartum if ≥ 24 weeks gestation, and self-report on retesting at a 14 week postpartum.

Results: Overall, 994 women enrolled and 33% (n=330) selected HB-HIVST. HB-HIVST was selected because it was private (68%), convenient (63%), and offered flexibility in timing of retesting (63%), whereas CB-RDT was selected due to trust of providers to administer the test (77%) and convenience of clinic testing (64%). Among 905 women who reported retesting at follow-up, 135 (15%) used HB-HIVST. Most (94%) who selected CB-RDT retested with this strategy, compared to 39% who selected HB-HIVST retesting with HB-HIVST. HB-HIVST retesting was more common among women with higher household income and those who may have been unable to test during pregnancy (both retested postpartum and delivered <37 weeks gestation) and less common among women who were depressed. Most women said they would retest in the future using the test selected at enrollment (99% HB-HIVST; 93% CB-RDT-RDT).

Conclusions: While most women preferred CB-RDT for maternal retesting, HB-HIVST was acceptable and feasible and may increase retesting coverage and partner testing.

Background

Eliminating pediatric HIV by 2030 is a global priority, and maternal retesting and linkage to care have been highlighted by the Global Alliance to help curb new infections due to high maternal HIV incidence and elevated risk of vertical HIV transmission associated with incident HIV infection.[1-3] Retesting at specific time points offers a programmatic mechanism to test again later and capture prior delayed or missed antenatal care (ANC) visits, or as a result of limited staffing or test kit stock-outs. WHO issued maternal HIV retesting recommendations during pregnancy, with catch-up testing at delivery or 6 weeks gestation, and an additional postpartum retest for those with ongoing HIV risk in high HIV burden settings.[4] Many countries are striving to achieve elimination, and have adopted policies recommending maternal retesting.[5] In Kenya, retesting is recommended in the third trimester, delivery, at 6 weeks and 6 months postpartum, and every 6 months thereafter while breastfeeding.[6, 7] However, implementation of WHO guidance on maternal retesting has been challenging, possibly due to limited resources, policy complexity, or lack of perceived benefit.

Implementation of retesting during pregnancy is variable, and retesting data beyond delivery is scarce. In Kenya, retesting was significantly higher postpartum than in pregnancy/delivery.[8] In Zambia, while retesting in pregnancy was universal among women who returned, total coverage was only 67% due to missed visits.[9] In South Africa, a similar proportion (64%) of women eligible for retesting were retested in pregnancy, while delivery retesting was uncommon (17%). [10] In other sub-Saharan African countries, 25-40% of eligible women retested during pregnancy.[11-14]

Many studies have shown HIV self-testing (HIVST) increases HIV testing uptake,[4, 15] including studies that asked pregnant/postpartum women to encourage their male partners to test, which can help women select prevention interventions, such as pre-exposure prophylaxis (PrEP).[16-

20] This testing approach is safe, highly acceptable, easy to use, and self-testers can reliably conduct and interpret results.[21-23] HIVST for maternal retesting may help fill programmatic gaps, as women have prior testing experience in pregnancy, and may be more comfortable self-testing. Among pregnant and postpartum Kenyan women offered HIVST, 54% preferred clinic-based HIVST to standard blood testing.[24] Clinic-based HIVST may overcome retesting barriers, such as fear of blood collection and wait times for providers to test.[25] Home-based HIVST may overcome additional barriers, such as duration of clinic visits, comfort with setting, and testing at a time when women are ready to test. WHO updated HIVST recommendations, stating this testing modality should be offered as a testing approach, which could help maintain essential HIV services during times when services are disrupted, such as during the COVID-19 pandemic, as well as at facilities to support PrEP.[15, 26, 27] While guidelines highlight the utility of offering multiple HIVST service delivery models, specific guidance on how they can be used to facilitate maternal retesting have not been provided.[15]

We offered HIV-negative pregnant women the option of retesting with clinic-based rapid diagnostic tests (CB-RDT) using blood samples or home-based oral self-tests (HB-HIVST) to measure preferences for, and uptake and cofactors of, HB-HIVST.

Methods

Study design and population

We conducted a prospective cohort study between November 2017 and June 2019 Kenya in Nairobi, Kenya (Riruta Health Center [urban]) and Western Kenya (Ahero County Hospital and Bondo sub-County Hospital [rural]); these high HIV burden areas have an antenatal HIV prevalence of 19% and 16%, respectively.[28] Women seeking ANC at MCH clinics were screened for study eligibility. Women who were pregnant (age ≥ 14 years, age 14-17 emancipated minors), had documentation of a prior HIV-negative test during pregnancy, were willing to retest

for HIV, and had daily access to a mobile phone were eligible. Written informed consent was obtained prior to study participation. All study procedures were approved by the Kenyatta National Hospital/University of Nairobi Ethics and Research Committee and the University of Washington Human Subjects Division.

Data collection

At enrollment, study nurses administered a survey on a tablet using Open Data Kit, including demographic and clinical characteristics, partner characteristics, HIV risk factors, and perceptions of HIVST at home and using blood samples at the clinic. Data on HIV testing history, gestational age, and syphilis status were abstracted from the mother's MCH booklet. Depression was measured on the Edinburgh Postnatal Depression Scale (EPDS)[29] and relationship power using the Sexual Relationship Power Scale (SRPS).[30] Maternal retesting was scheduled based on timing of last HIV test and in accordance with national Kenyan guidelines, which recommend retesting in the third trimester of pregnancy, delivery, and at 6 weeks and 6 months postpartum.[6] Timing of testing was scheduled to avoid retesting <3 months after their last test. If the last HIV test during pregnancy was <24 weeks gestation, women were asked to retest between 36 weeks gestation and 1 week post-delivery; if ≥ 24 weeks gestation, they were asked to retest at 6 weeks postpartum.

Women were given a choice retesting strategy, either standard of care testing in clinics (CB-RDT) or HIVST to conduct at home (HB-HIVST) unassisted. Standard of care tests in Kenya included Alere Determine HIV-1/2 test [Abbott Laboratories, Abbott Park, IL] and First Response HIV-1-2-0 [Premier Medical Corporation Ltd., Kachigam, India], with the Uni-Gold Recombigen HIV-1/2 (Trinity Biotech, Wicklow, Ireland) to confirm diagnosis. The OraQuick ADVANCE Rapid HIV-1/2 Antibody Test (OraSure Technologies, Inc., Bethlehem, PA) was adapted by the research team with HIVST instructions for use in Kenya for the study using graphical illustrations and

accompanying Kiswahili and English text to avoid literacy restrictions. This assay is WHO prequalified and has high sensitivity (99.3%) and specificity (99.8%).[31] Study staff counseled women on retesting options and asked a series of questions to help women make informed decisions, including their ability and comfort with getting to the clinic, comfort with blood vs. saliva samples, and plans for confirmatory testing and support if tests were reactive. They were also asked about HIV self-test kit storage, where testing could occur, and comfort with test conduct and interpretation.

Pregnant women who selected HB-HIVST were also offered the opportunity to take up to three HIV self-test kits home for male partner testing. Those who selected CB-RDT were told they could refer their partner to the clinic for individual or couples-based testing. Additional questions to assess comfort with offering male partners HB-HIVST included comfort asking the partner to test, perceptions of partners' testing preferences, and comfort performing the partner's HIV self-test if requested. Women were also asked about plans for partner confirmatory testing if results were reactive and if there were any safety concerns (i.e., partner violence) if women used a self-test or asked their partner to self-test at home. Those who selected HB-HIVST were initially given HIV self-tests for themselves and their partner (if applicable) to take home after enrollment; the protocol was later modified to allow participants to return and pick up self-test kits at a later date to avoid longer term storage. While women were asked to choose either CB-RDT or HB-HIVST initially, women could change their mind at any point in the study.

Participants were asked for permission for nurses to contact them via phone call or short message service (SMS) one week before their retest date. Participants who selected CB-RDT at enrollment were tested when they returned to the clinic by study nurses using the standard of care national algorithm. Participants were asked to 'flash' (call and then hang-up) study nurses after they completed HB-HIVST; nurses then called participants during business hours to inquire about the

test outcome, or gave further instructions if women had difficulty conducting the test or reported invalid results. Post-test counseling regarding prevention of mother-to-child HIV transmission (PMTCT) guidelines were provided to all participants, including the need to come to clinic for confirmatory testing if they obtained reactive results. HIV retest type and results were recorded at the time of testing for women retested with CB-RDT, and as soon as they were reported for women with HB-HIVST. Follow-up visits scheduled at 14 weeks postpartum retrospectively assessed retesting outcomes, and nurses administered surveys to women (either in-person or via phone) to inquire about their and their partner's test experiences, preferences, and linkage to further testing, prevention, and treatment. CB-RDT results were observed and recorded by study staff while HB-HIVST and all male partner HIV testing were self-reported by women.

Statistical analysis

We aimed to enroll 1000 women in order to detect a 10% difference in testing modes, assuming 25% would select HB-HIVST, $\alpha=0.05$, 90% power, and two-sided testing; we enrolled 997 of 1029 women screened. Women were classified as having at least minor depression if EPDS score was >10 . Low relationship power was defined as an overall score in the lowest quantile from the study population on the SRPS. Preterm birth (PTB) was defined as a <37 weeks gestation at delivery. Chi-squared tests were used to compare categorical variables. Generalized linear models (GLM) with Poisson-link and robust standard errors were constructed to identify characteristics of women interested and able to retest with HB-HIVST; separate models were constructed for selecting HB-HIVST at enrollment and retesting with HB-HIVST by 14 weeks postpartum (vs. CB-RDT) and restricting the latter analysis to only women who completed retesting. Study site and age were identified as *a priori* potential confounders in both models and included in the multivariable models along with variables with p -values <0.10 in univariate models. An interaction term between PTB and timing of completion of retesting in the completion of retesting model was included since

some women who intended to retest with HB-HIVST may not have been able to do so if they delivered early. An exploratory analysis to characterize factors associated with completing retesting using HB-HIVST among women who selected HB-HIVST as their testing strategy at enrollment was also conducted. For all models, sensitivity analyses were conducted among women who completed study follow-up <3 months of the estimated 14-week postpartum date to assess potential bias among women with late follow-up visits. Data were analyzed using RStudio Version 1.2.5042 (RStudio, Inc, Boston, MA).

RESULTS

Among 1,029 pregnant women screened for eligibility, 997 (97%) were eligible, of which 994 (99%) were enrolled (Figure 1). The median age was 24 (interquartile range [IQR] 21-27) years (Table 1). Most (84%) women were married or cohabitating, 6% were in polygamous relationships, and 13% had been in their current relationship for <1 year. Over one-quarter of women with partners did not know their partner's HIV status. Half of women had at least minor depression. Most (70%) used transportation to get to the clinic, with 21% reporting >1 hour in travel time. Clinic waiting time was >1 hour for 34% of women, and 13% reported leaving the clinic due to long wait times in the past. Some (12%) women said the clinic hours did not work with their daily schedule.

HIV retest selected at enrollment

The majority (67%) selected CB-RDT for retesting; most said they selected this option because they trusted providers to administer the test (77%) and thought it was convenient to test at the clinic (64%). Familiarity and reliability with blood tests were also cited as reasons for selecting CB-RDT. Of the one-third of women who selected HB-HIVST, most said they selected this option because self-testing was private (68%) and convenient (63%) (Figure 2a); oral sample collection

would be easy to do (54%) and offered flexibility to test when women wanted to test (63%) (Figure 2b); and 59% said testing at home was more convenient (Figure 2c).

Selection of HB-HIVST (vs CB-RDT) was more common among women who completed secondary education and reported higher household income. Poorer health system factors, including travelling ≥ 1 hour to clinic (25% vs 19%, respectively; $p=0.03$), waiting ≥ 1 hour at the clinic (39% vs. 31%, respectively' $p=0.01$), and inconvenient clinic hours (17% vs. 10%, respectively; $p<0.01$) were also associated with selecting HB-HIVST. In contrast, HB-HIVST selection was less common among women who had at least mild depression. The proportion of women who were ≥ 24 weeks gestation at enrollment was similar between those who selected HB-HIVST (71%) and CB-RDT (74%) ($p=0.4$, Supplementary Table A). Among 925 women with partners, women in polygamous relationships were less likely to select HB-HIVST (3% vs. 7%, respectively; $p=0.01$). After adjusting for study site and age, completing secondary education (adjusted prevalence ratio [aPR] 1.38, 95% CI: 1.04-1.85; $p=0.03$), higher household income (aPR 1.43, 95% CI: 1.02-2.01; $p=0.04$), and inconvenient clinic hours (aPR 2.26, 95% CI: 1.44-3.57; $p<0.01$) remained significantly associated with HB-HIVST.

Completion of HIV retesting

Among 946 (95%) women with follow-up data, 906 (96%) retested: 769 (81%) with CB-RDT, 135 (15%) with HB-HIVST, and 1 (<1%) with an unknown type. Most (67%) women retested postpartum (>48 hours post-delivery), 186 (20%) during pregnancy, and 116 (14%) ≤ 48 hours of delivery. Among 444 women scheduled to retest by delivery with retesting follow-up data, 418 (94%) retested; 179 during pregnancy/delivery (43%) and 237 postpartum. Among 663 women scheduled to retest during pregnancy who reported retesting, 27% ($n=180$) delivered preterm.

Among 237 women with postpartum retests, 51% (n=121) delivered preterm. Among 808 women who retested and reported partner testing, half (46%) had partners who also retested.

Among 946 women with follow-up data, most (94%) of the 635 women who selected CB-RDT retested with CB-RDT; in contrast, only 39% of 311 who selected HB-HIVST retested with HB-HIVST while 56% retested with CB-RDT (Figure 3a). Overall, 15% of 905 women retested with HB-HIVST. A similar proportion of women who selected HB-HIVST vs. CB-RDT were not retested (5% vs. 4%, $p=0.5$). Among 295 women who selected HB-HIVST, ability to complete retesting with HB-HIVST was less likely among women who lived in Western Kenya, delivered preterm, and was more likely among women with higher household income and partners who tested (Supplementary Table B). In a sensitivity analysis among 261 women who selected HB-HIVST and completed follow-up within 3 months of the estimated 14-week postpartum date, depression was the only significant co-factor of HB-HIVST retesting with a similar effect size as the primary analysis (PR 0.71, 95% CI: 0.53-0.96; $p=0.02$) (data not shown).

Among 905 women who retested, women who used HB-HIVST (vs CB-RDT) were less likely to be from Western Kenya (37% vs. 53%, respectively; $p<0.01$) and have least mild depression (37% vs. 58%, respectively; $p<0.01$) (Table 2). In contrast, women who retested with HB-HIVST were more likely to deliver preterm (77% vs. 68% [term]; $p=0.03$), be married/cohabiting (90% vs. 80% [not married/cohabiting]; $p=0.04$), have a household income $\geq 10,000$ KSH (52% vs. 35% [$<10,000$]; $p<0.01$), wait ≥ 1 hour at the clinic (42% vs. 32% [<1 hour]; $p=0.02$), and have a partner tested for HIV during follow-up (74% vs. 41% [partner not tested]; $p<0.01$). After adjusting for study site and age, depression (aPR 0.40, 95%CI: 0.25-0.67; $p<0.01$), higher household income (aPR 1.62, 95%CI: 1.04-2.51; $p=0.03$) and having a partner tested (aPR 5.67, 95%CI: 3.34-9.61; $p<0.01$) remained significantly associated with HB-HIVST retesting. In addition, women who

retested postpartum after a PTB were significantly less likely to use HB-HIVST than women who tested in postpartum after delivering at term. Results were similar in sensitivity analyses among women with follow-up data collected within 3 months of the 14-week postpartum follow-up visit (Supplementary Table C).

Future retesting preference

The majority (93%) of the 135 women who retested with HB-HIVST said they would test more often if they became pregnant again and were offered HB-HIVST, while 66% said they would prefer a provider to test (Figure 3b). Most women indicated they would be willing to use the same retesting strategy again, with higher proportions of women who used HB-HIVST than CB-RDT reporting future preference for the same test type (98% vs. 93%, respectively; $p < 0.0001$). Willingness to use the same retesting strategy was also similar among women who used HB-HIVST and CB-RDT when women who completed follow-up >3 months after their scheduled 14 week postpartum date were excluded from the analysis (Supplementary Figure A).

DISCUSSION

HB-HIVST was highly acceptable for maternal retesting, with one-third selecting this testing strategy over CB-RDT. This proportion is similar to the proportion of women who reported willingness to self-test during pregnancy/delivery in Nigeria.[32] Retesting coverage was higher for CB-RDT (85%) than HB-HIVST (15%), despite nearly one-third of women selecting HB-HIVST at enrollment. These results demonstrate a current preference and better uptake for CB-RDT, but also barriers to HB-HIVST among those who selected this approach. Women who lived in Western Kenya, had at least mild depression, delivered preterm and had lower household income were less likely to complete HB-HIVST suggesting there may be both logistical and psychosocial

challenges to self-testing. While not noted in our study, it is also possible that the need for confirmatory testing if self-tests are reactive and/or not providing an option to test at facilities could have deterred women from selecting this testing strategy. However, HB-HIVST could still contribute to overcoming gaps in retesting coverage by addressing barriers to retesting with CB-RDT previously reported, including constrained provider time and need for confidential space for testing.[25] As familiarity and experience with HIVST increases in Kenya, demand for this testing approach is expected to increase over time.

Reasons for selecting HB-HIVST included privacy, flexibility, and ease of use. In contrast, trust and familiarity with blood testing with providers, and trust of test and results were reasons for preferring HB-HIVST. These results concur with findings from a prior study in Kenya which found the primary reasons pregnant women selected HIVST in a clinic-setting were lack of pain with blood draws, privacy, ease of use, and procedure timeliness.[24] Women in our study were more likely to select HB-HIVST if they found clinic hours were inconvenient, which may suggest that convenience may be important in testing preferences. However, logistical barriers to conduct HB-HIVST may have led to lower uptake of this approach as clinic schedule was not associated with HB-HIVST retesting. In addition, women with at least mild depression were less likely to select and use HB-HIVST, which may indicate a lack of motivation required to learn and utilize this testing option. Together these findings suggest heterogeneity in underlying reasons for testing preferences, but high willingness to retest with the test that best suits their needs.

Our study had several strengths. While the proportion of women who retested during pregnancy/delivery (34%) was lower than the 47% we anticipated based on gestational age at enrollment, early postpartum testing would most likely capture HIV infections acquired in pregnancy due to lower sexual activity early in the postpartum period.[6] In addition, one-quarter of women who retested were scheduled to retest during pregnancy delivered preterm. Distribution of HIVST kits

for women at high risk of PTB could facilitate higher coverage of retesting. While retesting late (i.e. postpartum) is likely partially attributed to early delivery, other logistical or behavioral factors may also explain late retesting. Therefore, flexibility in timing of retesting reflects real-life “catch-up” testing approaches that include retesting at delivery or 6 week postpartum visits, and is supported by both Kenyan national guidelines and WHO.[4, 7] Recent modeling results suggest “catch-up” testing is the most cost-effective approach in Kenyan PMTCT programs.[33] We utilized choice of test type to mimic real-world settings where HB-HIVST could be used as a complementary strategy for maternal retesting, rather than assigning a strategy women would prefer not to use. We captured retesting preferences both at enrollment when women selected their testing modality and after retesting, which captures intentions before and after their retesting experiences. Women were also provided an opportunity to test with their partner if they selected HB-HIVST, or refer partners for CB-RDT; this approach supports partner engagement with a direct link to testing, and other studies have found secondary distribution strategies for male partner testing can improve male partner test coverage.[16, 17] However, HB-HIVST may be challenging for women who are uncomfortable asking partners to test. Therefore, alternative strategies that support women in different types of partnerships to encourage partner testing are necessary.

Our findings are also subject to limitations. Results may not be generalizable to other settings where HB-HIVST is more common, in more rural settings, or outside of Kenya. Timing and setting of delivery may have led to higher CB-RDT if women delivered in facilities and were offered CB-RDT, or if providers offered CB-RDT before the study visit; however, providers at study sites were supportive of retesting through the study. Timing of follow-up visits was variable; 10% of women had visits >3 months late. In sensitivity analyses, differences in future retesting preferences by test type used were no longer significant when follow-up visits >3 months late were excluded.

Since male partner testing can co-occur with maternal retesting, we included male partner testing as a co-factor for retesting strategies; however, maternal retesting may also be an exposure for male partner testing. Finally, we did not capture timing of male partner testing relative to maternal retesting, which limits our ability to understand desire for testing together and use of HB-HIVST as a testing strategy.

Maternal HIV retesting will increasingly help curb vertical HIV transmission and help close the gaps towards the UNAIDS 2025 targets of 95% of pregnant and breastfeeding women living with HIV receiving testing and 95% having suppressed viral loads. Offering women choices to meet HIV retesting needs, respecting privacy, confidentiality, convenience, and trust of individuals can help achieve these targets. Expanding HIV testing options may also address gaps in service delivery, such as disruptions caused by COVID-19 or healthcare worker strikes, and increasing access to HIVST has potential to provide more consistent availability of HIV testing in the future.

Figure 1. Study flowchart. Home-based HIV self-test (HB-HIVST); clinic-based rapid diagnostic test (CB-RDT).

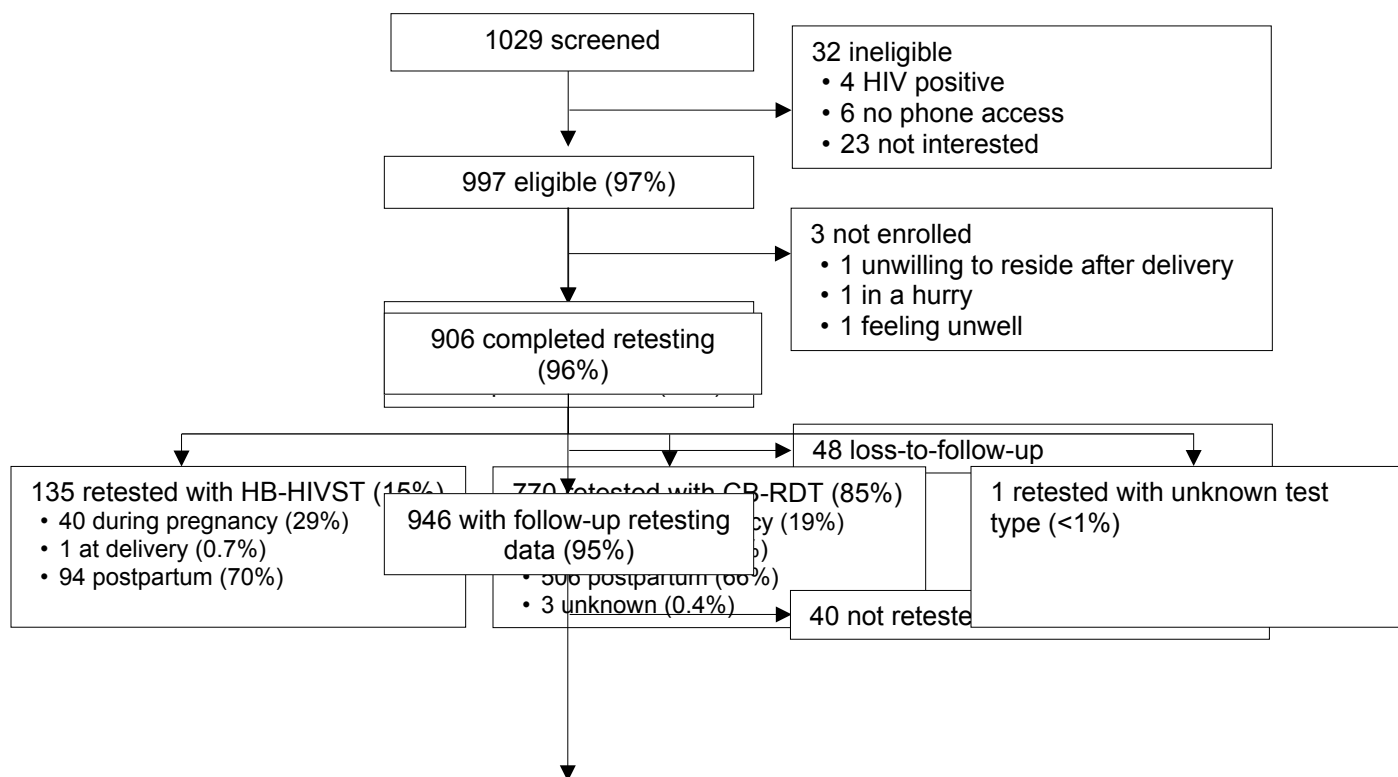
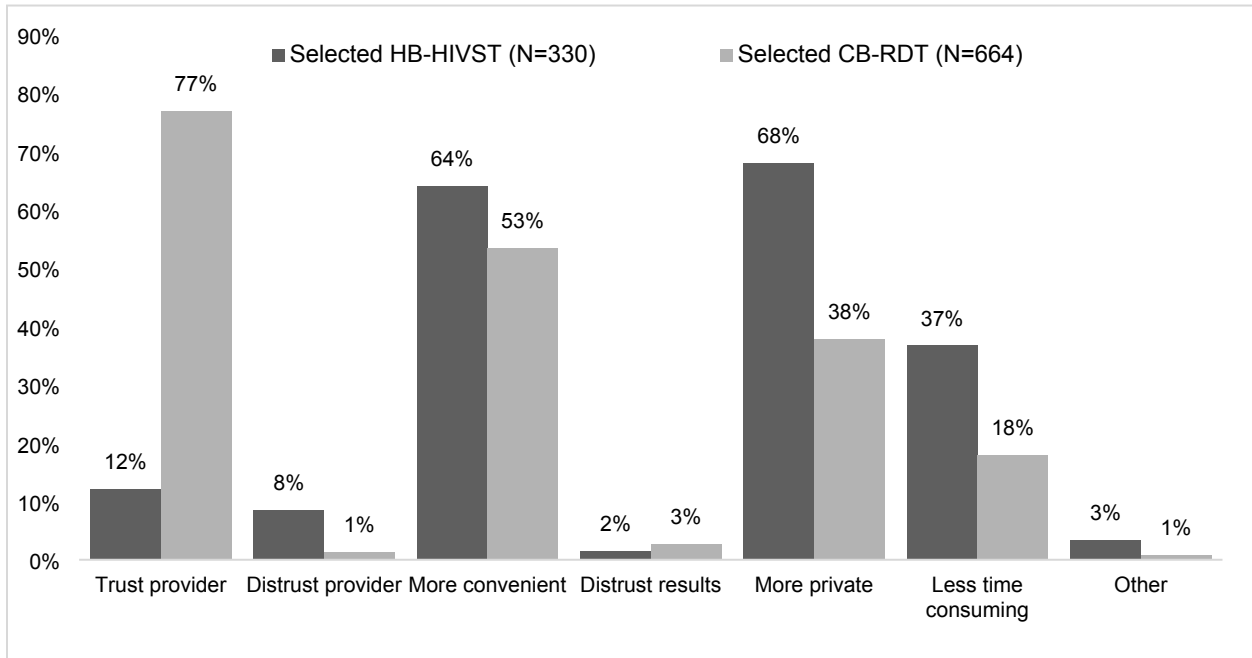
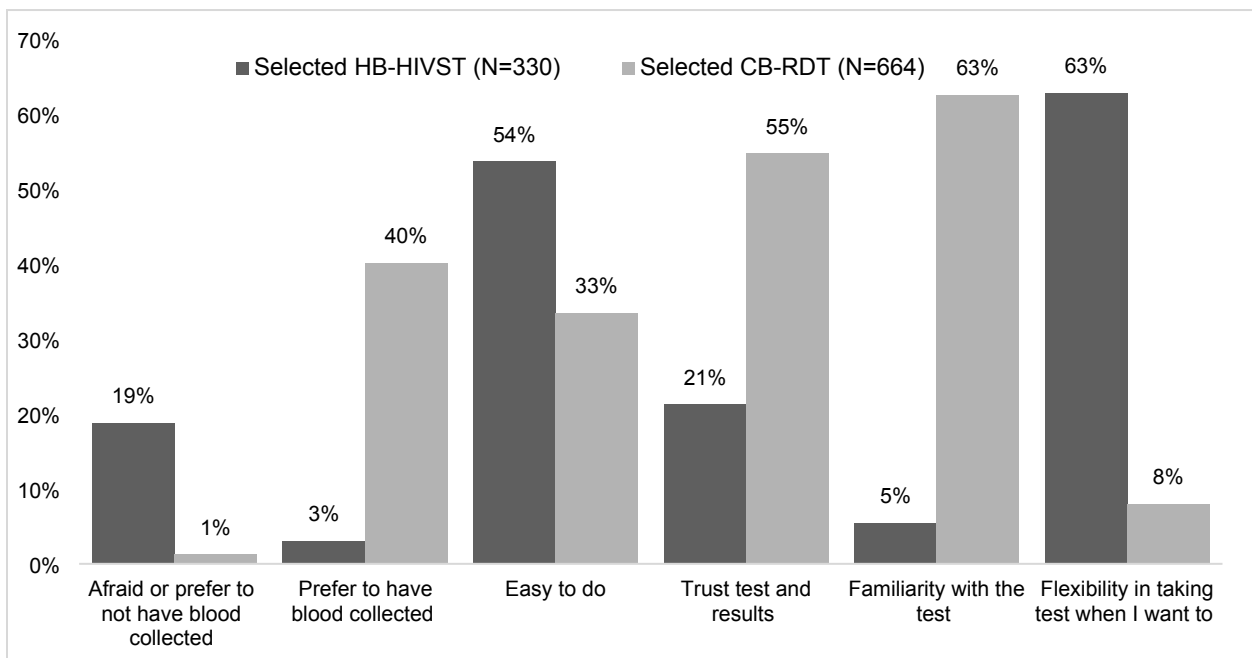


Figure 2. Preferences for HIV retesting at enrollment, by method selected (n=994). Home-based HIV self-test (HB-HIVST); clinic-based rapid diagnostic test (CB-RDT).

a. Reasons cited for preference of self or provider administered



b. Reasons cited for preference of saliva or blood test



c. Reasons cited for preference of home or clinic

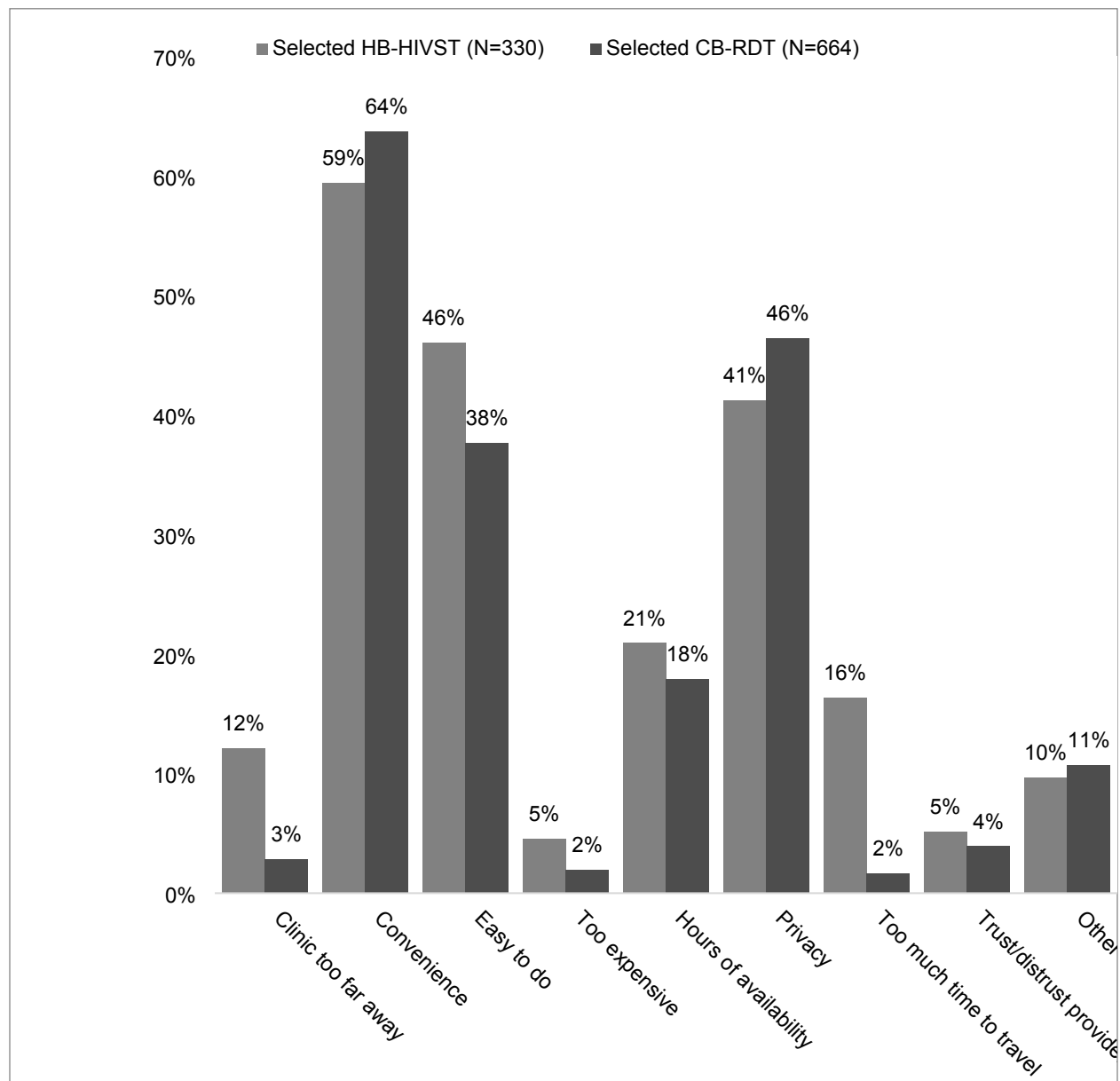
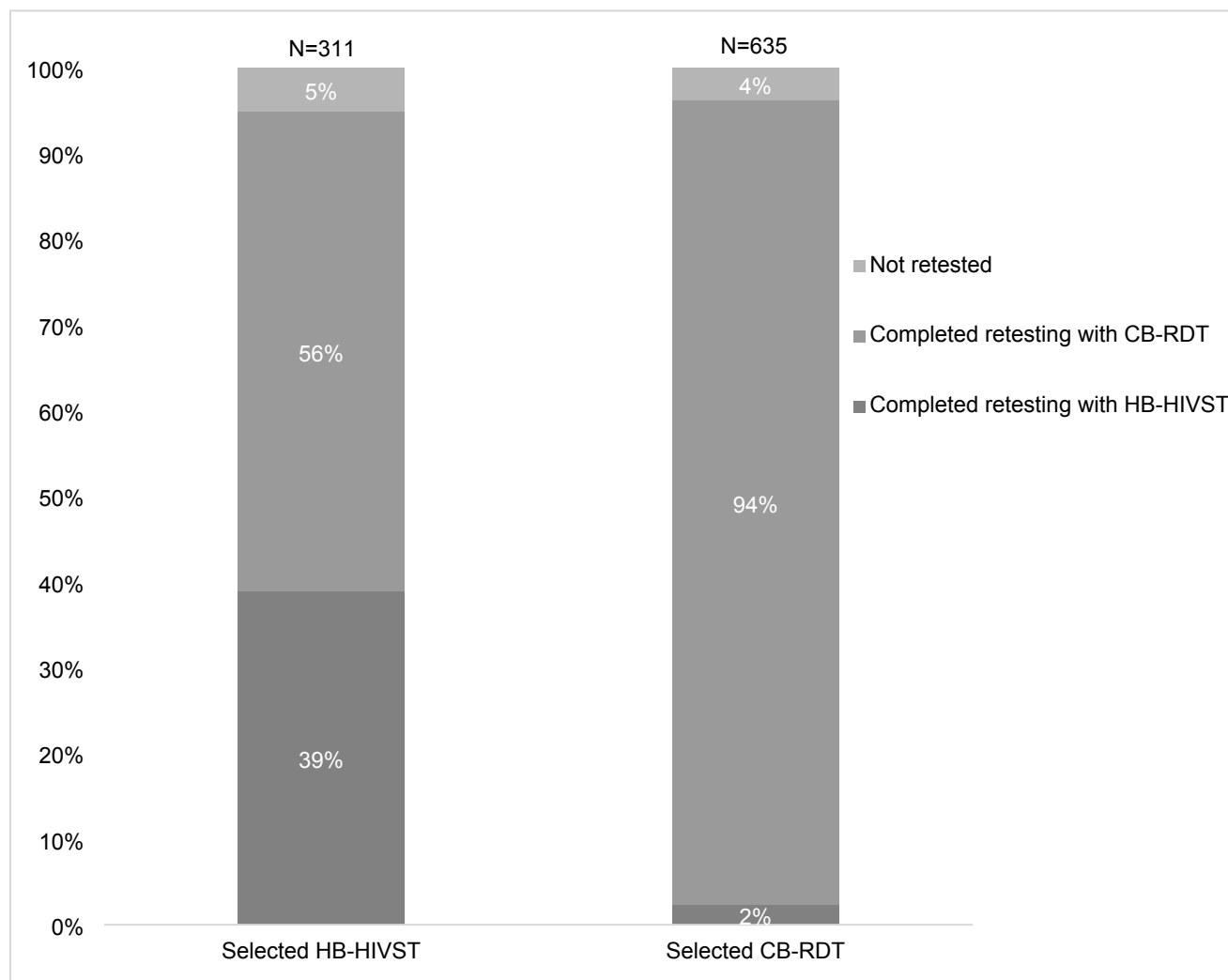


Figure 3. HIV retesting status and future test preference among women with follow-up, by testing option selected at enrollment. Figure 3b questions were answered based on self-reported responses of “Strongly Agree” or “Agree”. * $p < 0.05$ by Chi-square test. Home-based HIV self-test (HB-HIVST); clinic-based rapid diagnostic test (CB-RDT).

a. HIV retesting status among women with follow-up visits, by testing modality selected at enrollment (N=946)



b. Future test preferences, by test type used (N=905).

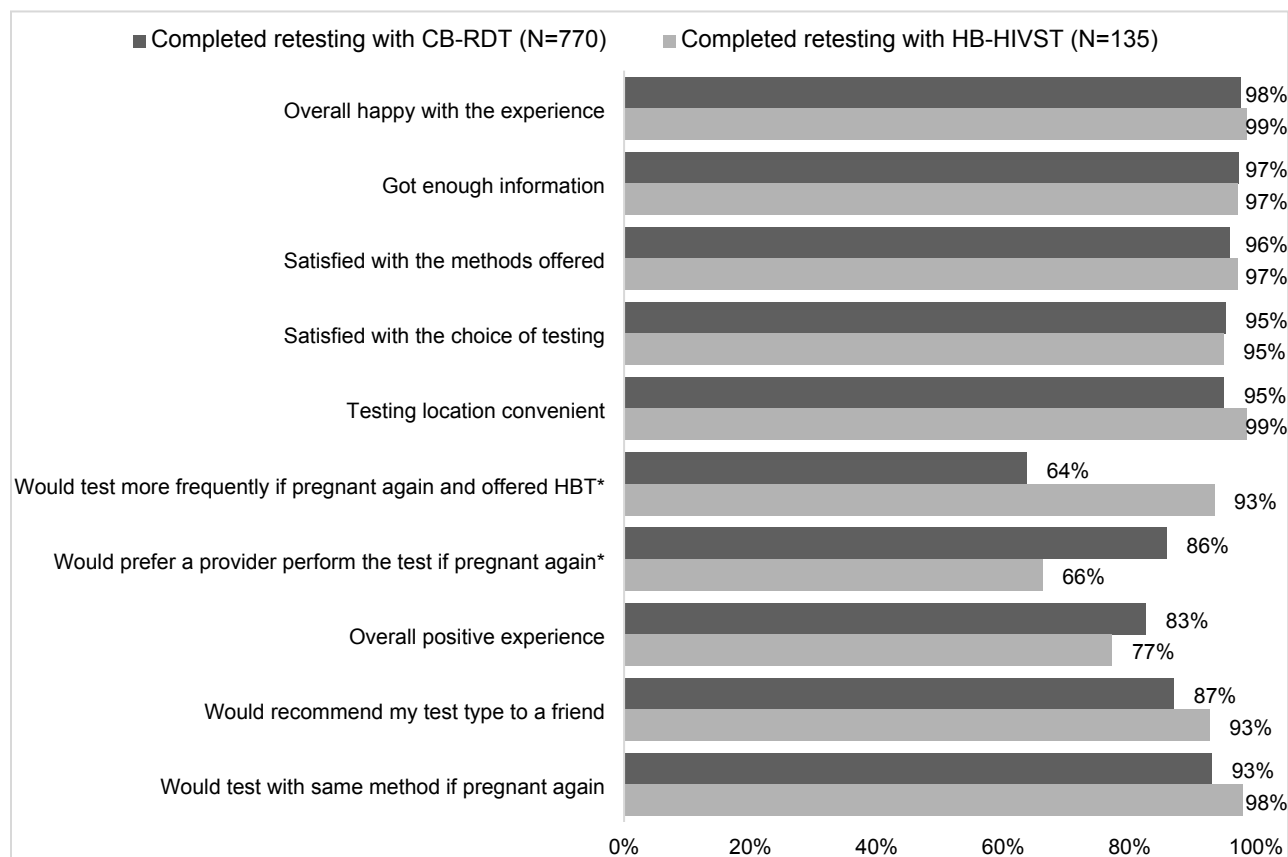


Table 1. Characteristics of study participants at enrollment (N=994)

	N	n (%) or median (IQR)
<i>Sociodemographic characteristics</i>		
Study site	994	
Nairobi		460 (46)
Western Kenya		534 (54)
Age (years)	994	24 (21-27)
Gestational age at enrollment (week)	994	28.0 (22.0-32.0)
Gestational age \geq 24 weeks at enrollment	994	724 (73)
Completed secondary education	994	510 (51)
Employed	994	335 (34)
Household income \geq 10,000 (KSH) per month	876	318 (36)
Ever diagnosed with STI	988	27 (3)
Depression ^a	994	547 (55)
Number of living children	994	1 (0-2)
Current pregnancy intended	994	582 (59)
<i>Partner characteristics</i>		
Marital status	994	
Married or cohabitating		832 (84)
Not married, with partner		67 (7)
No partner		95 (10)
Current relationship polygamous (vs. monogamous) ^b	925	54 (6)
Current relationship duration (years) ^b	926	
<1		123 (13)
1-5		473 (51)
>5		330 (36)
Low partnership power ^c	895	226 (25)
Partner age difference (years)	889	5 (3-7)
Partner HIV status	927	
Positive		8 (1)
Negative		675 (73)
Unknown		244 (26)
<i>Clinic experiences</i>		
Travel time to clinic \geq 1 hour ^d	993	208 (21)
Used transportation to clinic ^d	992	696 (70)
Clinic wait time \geq 1 hour ^d	993	334 (34)
Ever left clinic because of long wait	993	125 (13)
Clinic hours inconvenient	994	123 (12)

Interquartile range (IQR); Kenyan Shilling (KSH), sexually transmitted infection (STI); home-based HIV self-test (HB-HIVST); clinic-based rapid diagnostic test (CB-RDT). KSH ~ \$1 USD. a. score $>$ 10 on Edinburgh Postnatal Depression Scale (EDPS); b. among women who reported having a partner; c. score in lowest quantile ($<$ 2.15) on Sexual Relationship Power Scale (SRPS); d. last clinic visit before enrollment

Table 2. Correlates of completing HIV retesting with HB-HIVST by 14 weeks postpartum (vs. CB-RDT) (N=905)

	Retested with HB-HIVST (N=135)		Retested with CB-RDT (N=770)		Crude PR (95% CI)	p	Adjusted PR (95% CI) ^d	p
	N	n (%) or median (IQR)	N	n (%) or median (IQR)				
Western Kenya (ref: Nairobi)	135	50 (37)	770	406 (53)	0.58 (0.41-0.81)	<0.01*	0.94 (0.54-1.65)	0.84
Age (year)	135	24 (22, 28)	770	24 (21, 27)	1.02 (0.99-1.05)	0.24	1.00 (0.96-1.05)	0.85
Gestational age ≥24 weeks at enrollment	135	97 (72)	770	567 (74)	0.93 (0.67-1.28)	0.64		
Preterm birth (gestational age at delivery<37 weeks)	135	104 (77)	769	520 (68)	0.66 (0.46-0.95)	0.03*		
Tested in pregnancy							1.23 (0.55-2.75)	0.62
Tested in postpartum							0.32 (0.17-0.59)	<0.01*
Completed secondary education	135	76 (56)	770	390 (51)	1.21 (0.89-1.66)	0.23		
Employed	135	48 (36)	770	260 (34)	1.07 (0.78-1.47)	0.68		
Household income ≥10,000 (KSH) per month	119	62 (52)	687	240 (35)	1.82 (1.30-2.53)	<0.01*	1.62 (1.04-2.51)	0.03*
Depression ^a	135	50 (37)	770	450 (58)	0.48 (0.34-0.66)	<0.01*	0.40 (0.25-0.67)	<0.01*
Have live births	135	79 (59)	770	434 (56)	1.08 (0.80-1.46)	0.63		
Current pregnancy intended	135	81 (60)	767	451 (59)	1.04 (0.77-1.42)	0.79		
Married/cohabitating ^b	135	122 (90)	770	640 (83)	1.76 (1.03-3.02)	0.04*	1.52 (0.58-3.98)	0.40
Relationship duration <1 year ^b	129	11 (9)	718	93 (13)	0.67 (0.37-1.20)	0.17		
Low partnership power ^c	129	34 (26)	718	179 (25)	1.07 (0.74-1.53)	0.73		
Ever tested with STI	134	2 (1)	766	23 (3)	0.53 (0.14-2.04)	0.36		
Traveling time to clinic ≥1 hour ^d	135	29 (21)	769	162 (21)	1.02 (0.70-1.49)	0.91		
Using transportation to clinic ^d	134	83 (62)	769	541 (70)	0.73 (0.53-1.00)	0.05	0.90 (0.59-1.39)	0.64
Waiting time ≥1 hour at clinic ^d	135	57 (42)	770	247 (32)	1.43 (1.05-1.96)	0.02*	1.41 (0.92 -2.15)	0.12
Ever left clinic because of long wait	135	23 (17)	769	89 (12)	1.45 (0.97-2.17)	0.07	1.58 (0.87-2.87)	0.13
Schedule not working with clinic hours	135	20 (15)	770	80 (10)	1.40 (0.92-2.14)	0.12		
Tested during postpartum (ref: pregnancy/delivery)	135	94 (70)	767	506 (66)	1.15 (0.83-1.61)	0.40	**	**
Partner tested for HIV during follow-up ^e	130	96 (74)	678	279 (41)	3.26 (2.28-4.66)	<0.01*	5.67 (3.34-9.61)	<0.01*

Prevalence ratio (PR); Confidence interval (CI); home-based oral test (HB-HIVST); clinic-based blood test (CB-RDT)

^a assessed by Edinburgh Postnatal Depression Scale (EDPS) with a score of >10; ^b married / cohabitating (vs. no partner); ^c score in lowest quantile (<2.15) on Sexual Relationship Power Scale (SRPS); ^d assessed with the last clinic visit before enrollment; ^e among women with partners with HIV-negative or unknown status who reported partner testing status during follow-up; reparametrized in the multivariate model to allow for women without partners to be included in the model.* p<0.05; ** Includes as interaction term with preterm birth. Kenya Shilling (KSH) ~ \$1 USD.

Supplementary Tables and Figures

Table A. Correlates of selecting HB-HIVST as a retesting strategy at enrollment (vs. CB-RDT) (N=994)

	n (%) or median (IQR)				Prevalence Ratio (95% CI)			
	HB-HIVST ^b (N=330)		CB-RDT ^c (N=664)		Crude	p	Adjusted	p
Western Kenya	330	168 (51)	664	366 (55)	0.89 (0.72-1.10)	0.29	1.03 (0.70-1.52)	0.89
Age (year)	330	23 (21-27)	664	24 (21-27)	0.99 (0.97-1.01)	0.39	0.97 (0.94-1.00)	0.08
Gestational age ≥24 weeks at enrollment	330	233 (71)	664	491 (74)	0.99 (0.97-1.01)	0.39		
Completed secondary education	330	185 (56)	664	325 (49)	1.21 (1.01-1.45)	0.04*	1.38 (1.04-1.85)	0.03*
Employed	330	104 (32)	664	231 (35)	0.91 (0.75-1.10)	0.31		
Household income ≥10,000 (KSH) per month	295	125 (42)	581	193 (33)	1.29 (1.06-1.58)	0.01*	1.43 (1.02-2.01)	0.04*
Depression ^a	330	166 (50)	664	381 (57)	0.83 (0.69-1.00)	0.05*	0.79 (0.56-1.12)	0.18
Have live births	330	172 (52)	664	375 (56)	0.89 (0.75-1.06)	0.19		
Current pregnancy intended	328	196 (60)	663	386 (58)	1.04 (0.85-1.27)	0.68		
Relationship	330		664					
Married ^b		284 (86)		548 (83)	ref	ref		
No partner		21 (6)		46 (7)	0.92 (0.64-1.32)	0.65		
Not married w partner		25 (8)		70 (11)	0.77 (0.54-1.09)	0.14		
Low partnership power ^c	297	79 (27)	598	147 (25)	1.07 (0.87-1.33)	0.52		
Ever tested with STI	326	5 (2)	662	22 (3)	0.55 (0.25-1.24)	0.15		
Polygamous ⁺	309	8 (3)	616	46 (7)	0.43 (0.22-0.82)	0.01*		
Traveling time to clinic ≥1 hour ⁱ	330	83 (25)	663	125 (19)	1.27 (1.03-1.57)	0.03*	1.39 (0.94-2.06)	0.1
Using transportation to clinic ^d	329	223 (68)	663	473 (71)	0.89 (0.74-1.09)	0.26		
Waiting time ≥1 hour at clinic ^d	330	128 (39)	663	206 (31)	1.25 (1.05-1.49)	0.01*	1.27 (0.91-1.79)	0.16
Ever left clinic because of long wait	329	46 (14)	664	79 (12)	1.13 (0.88-1.44)	0.33		
Schedule not working with clinic hours	330	56 (17)	664	67 (10)	1.45 (1.16-1.81)	<0.01*	2.26 (1.44-3.57)	<0.01*

Interquartile range (IQR); home-based self-testing (HB-HIVST); clinic-based testing (CB-RDT); prevalence ratio (PR); confidence interval (CI). a. score of >10 on Edinburgh Postnatal Depression Scale (EDPS); b. married / cohabitating (vs. no partner); c. score in lowest quantile (<2.15) on Sexual Relationship Power Scale (SRPS); d. at last clinic visit before enrollment

* p<0.05; ** Includes as interaction term with preterm birth. Kenya Shilling (KSH) ~ \$1 USD.

+ . Polygamy was excluded in the adjusted model due to missing data

Table B. Correlates of completing HIV retesting with HB-HIVST (vs. CB-RDT) among women who selected HB-HIVST at enrollment (N=295)[#]

	Retested with HB-HIVST (N=121)		Retested with CB-RDT (N=174)		Crude PR (95% CI)	p
	N	median (IQR) or n (%)	N	median (IQR) or n (%)		
Western Kenya	121	47 (39)	174	91 (52)	0.71 (0.53-0.95)	0.02*
Age (years)	121	24 (22-27)	174	23 (21-27)	1.01 (0.99-1.04)	0.31
Gestational age ≥24 weeks at enrollment	121	86 (72)	174	129 (74)	0.94 (0.69-1.28)	0.70
Preterm birth (<37 weeks gestation age at delivery)	120	27 (22)	174	70 (40)	0.83 (0.35-1.94)	0.67
Tested in pregnancy					0.29 (0.15-0.57)	<0.001*
Tested in postpartum						
Tested during postpartum (ref: pregnancy/delivery)	120	84 (70)	174	99 (57)	**	**
Completed secondary education	121	67 (55)	174	102 (59)	0.91 (0.69-1.20)	0.51
Employed	121	41 (34)	174	56 (32)	1.06 (0.79-1.42)	0.70
Household income ≥10,000 (KSH) per month	107	56 (52)	158	62 (39)	1.40 (1.04-1.87)	0.03*
Depression ^a	121	47 (39)	174	97 (56)	0.64 (0.48-0.86)	<0.001*
Have live births	121	73 (60)	174	88 (51)	1.25 (0.94-1.66)	0.13
Current pregnancy intended	121	74 (61)	172	103 (60)	1.02 (0.78-1.32)	0.89
Married/cohabitating ^b	121	109 (91)	174	148 (85)	1.47 (0.88-2.44)	0.14
Relationship duration <1 year ^b	116	10 (9)	162	22 (14)	0.73 (0.44-1.21)	0.22
Low partnership power ^c	117	31 (26)	161	43 (27)	1.02 (0.74-1.40)	0.92
Traveling time to clinic ≥1 hour ^d	121	27 (22)	174	49 (28)	0.84 (0.6-1.16)	0.29
Using transportation to clinic ^d	120	75 (62)	174	122 (70)	0.81 (0.61-1.07)	0.14
Waiting time ≥1 hour at clinic ^d	121	51 (42)	174	64 (37)	1.16 (0.88-1.53)	0.30
Ever left clinic because of long wait	121	21 (17)	174	20 (12)	1.31 (0.92-1.87)	0.14
Schedule not working with clinic hours	121	19 (16)	174	27 (16)	1.02 (0.69-1.49)	0.93
Partner tested for HIV during follow-up ^e	115	84 (73)	155	82 (53)	1.70 (1.22-2.36)	<0.001*

Home-based self-testing (HB-HIVST); clinic-based testing (CB-RDT); Interquartile range (IQR); prevalence ratio (PR); confidence interval (CI); a. assessed by Edinburgh Postnatal Depression Scale (EDPS) with a score of >10; b. married / cohabitating (vs. no partner); c. score in lowest tertile (<2.15) on Sexual Relationship Power Scale (SRPS); d. assessed with the last clinic visit before enrollment; e. among women who had an HIV-negative or unknown partner and reported partner testing status during follow-up. Kenya Shilling (KSH) ~ \$1 USD.

* p<0.05; ** Includes as interaction term with preterm birth

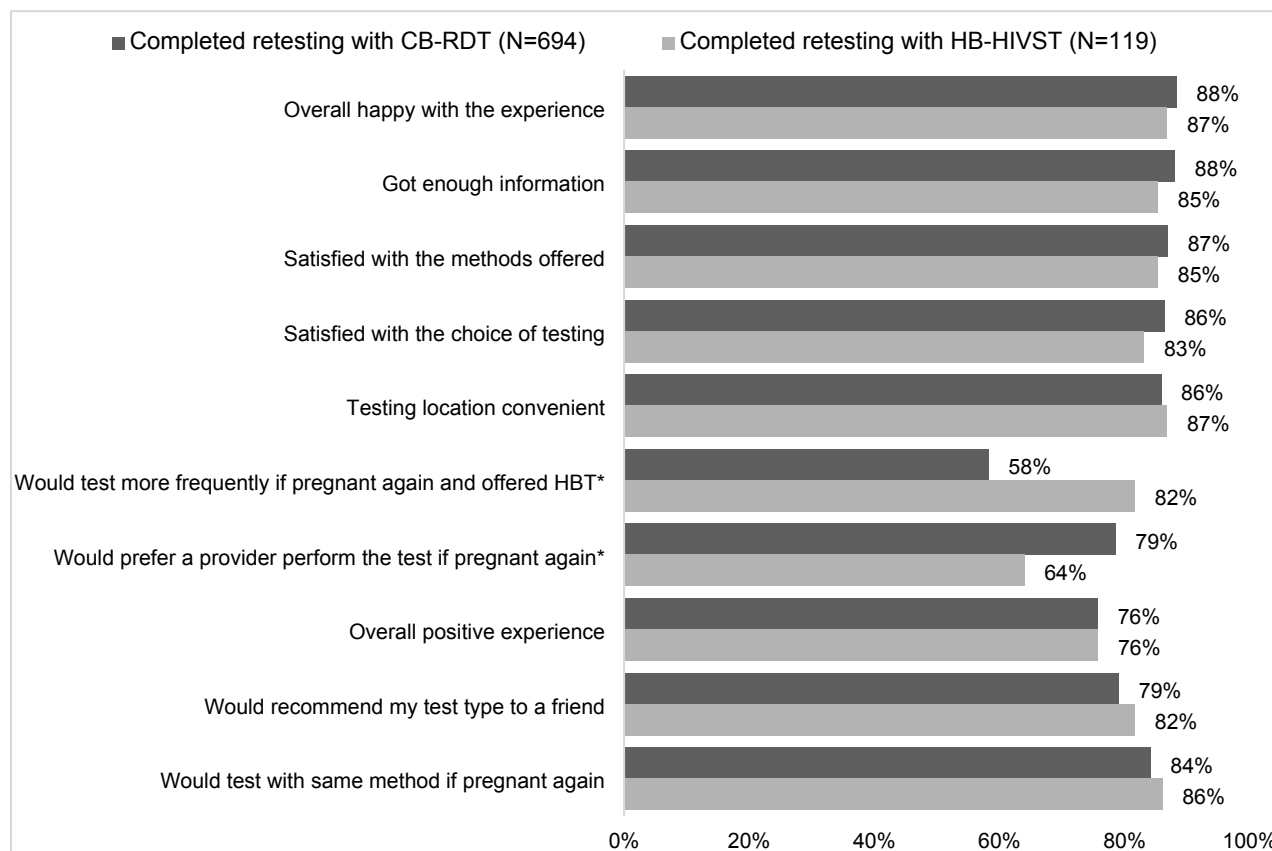
Table C. Correlates of completing HIV retesting with HB-HIVST (vs. CB-RDT) by 14 weeks postpartum among women who completed retesting with a follow-up visit within 3 months of the estimated 14 weeks postpartum date (N=813)

	Crude PR (95% CI)	p-value	Adjusted PR (95% CI)	p-value
Western Kenya site (vs Nairobi site)	0.70 (0.49-0.99)	0.04*	1.13 (0.64-2.02)	0.67
Age (years)	1.02 (0.99-1.06)	0.15	1.02 (0.97-1.07)	0.51
Gestational age \geq 24 weeks at enrollment	0.90 (0.64-1.27)	0.56		
Secondary education completed	1.12 (0.80-1.57)	0.50		
Employed	1.21 (0.86-1.69)	0.27		
Household income \geq 10,000 (KSH) per month	1.72 (1.21-2.44)	<0.01*	1.57 (0.99-2.49)	0.05
Tested during postpartum (ref: pregnancy)	1.16 (0.81-1.66)	0.41	**	**
Preterm birth (<37 weeks gestation age at delivery)	0.58 (0.38-0.87)	0.01*		
Tested in pregnancy			0.96 (0.37-2.49)	0.94
Tested in postpartum			0.32 (0.17-0.60)	<0.001*
Depression ^a	0.51 (0.36-0.72)	<0.01*	0.40 (0.24-0.67)	<0.001*
Have live births	1.09 (0.78-1.52)	0.61		
Current pregnancy intended	0.99 (0.70-1.38)	0.93		
Married/cohabitating ^b	1.68 (0.96-2.95)	0.07	1.53 (0.58-4.03)	0.39
Relationship duration <1 year	0.63 (0.33-1.21)	0.17		
Low partnership power ^c	1.06 (0.72-1.56)	0.77		
Ever diagnosed with STI	0.36 (0.05-2.42)	0.29		
Traveling time to clinic \geq 1 hour ^d	0.83 (0.54-1.28)	0.40		
Used transportation to travel to clinic ^d	0.75 (0.53-1.06)	0.11		
Waiting time \geq 1 at clinic ^d	1.37 (0.99-1.92)	0.06	1.31 (0.84-2.05)	0.23
Ever left clinic because of long wait	1.48 (0.97-2.25)	0.07	1.56 (0.84-2.87)	0.16
Schedule not working with clinic hours	1.45 (0.92-2.28)	0.11		
Partner tested for HIV during follow-up ^e	2.96 (2.03-4.31)	<0.01*	4.67 (2.71-8.04)	<0.001*

Prevalence ratio (PR); confidence interval (CI); a. assessed by Edinburgh Postnatal Depression Scale (EDPS) with a score of >10; b. married / cohabitating (vs. no partner); c. score in lowest quantile (<2.15) on Sexual Relationship Power Scale (SRPS); d. assessed with the last clinic visit before enrollment; e. among women who had an HIV-negative or unknown partner and reported partner testing status during follow-up. Kenya Shilling (KSH) ~ \$1 USD.

* p<0.05; ** Included as interaction term with preterm birth

Figure A. Future test preference among women who completed follow-up within 3 months of the estimated 14-week postpartum date, by retesting type at follow-up (N=813). Questions were answered based on self-reported responses of “Strongly Agree” or “Agree”. * p<0.05 by Chi-square test. Home-based HIV self-test (HB-HIVST); clinic-based rapid diagnostic test (CB-RDT).



Reference

1. Drake, A.L., et al., *Incident HIV during pregnancy and postpartum and risk of mother-to-child HIV transmission: a systematic review and meta-analysis*. PLoS Med, 2014. **11**(2): p. e1001608.
2. Graybill, L.A., et al., *Incident HIV among pregnant and breast-feeding women in sub-Saharan Africa: a systematic review and meta-analysis*. AIDS, 2020. **34**(5): p. 761-776.
3. *New global alliance launched to end AIDS in children by 2030*. [cited October 31, 2023; Available from: <https://www.who.int/news/item/02-08-2022-new-global-alliance-launched-to-end-aids-in-children-by-2030#:~:text=Concerned%20by%20the%20stalling%20of,prevent%20new%20infant%20HIV%20infections>].
4. *Consolidated guidelines on HIV testing services. December 2019. 2019, World Health Organization: Geneva*.
5. Drake, A.L.T., K. A.; Quinn, C.; Newman Owiredu, M.; Nuwagira, I.B.; Chitembo, L.; Essajee, S.; Baggaley, R.; Johnson, C.C., *Retest and treat: a review of national HIV retesting guidelines to inform elimination of mother-to-child HIV transmission (EMTCT) efforts*. Journal of the International AIDS Society, 2019. **In Press**.
6. Kinuthia, J., et al., *Sexual Behavior and Vaginal Practices During Pregnancy and Postpartum: Implications for HIV Prevention Strategies*. J Acquir Immune Defic Syndr, 2017. **74**(2): p. 142-149.
7. *Kenya HIV Prevention and Treatment Guidelines, 2022. Nairobi, Kenya: NASCOP, 2022*.
8. Penumetsa, M., et al., *Implementation of HIV Retesting During Pregnancy and Postpartum in Kenya: A Cross-Sectional Study*. Glob Health Sci Pract, 2022. **10**(1).
9. Mandala, J., et al., *HIV Retesting of HIV-Negative Pregnant Women in the Context of Prevention of Mother-to-Child Transmission of HIV in Primary Health Centers in Rural Zambia: What Did We Learn?* J Int Assoc Provid AIDS Care, 2019. **18**: p. 2325958218823530.
10. de Beer, S., et al., *A longitudinal analysis of the completeness of maternal HIV testing, including repeat testing in Cape Town, South Africa*. J Int AIDS Soc, 2020. **23**(1): p. e25441.
11. Rogers, A.J., et al., *Implementation of repeat HIV testing during pregnancy in southwestern Kenya: progress and missed opportunities*. J Int AIDS Soc, 2017. **20**(4).
12. Nungu, S.I., et al., *Uptake and determinants for HIV postpartum re-testing among mothers with prenatal negative status in Njombe region, Tanzania*. BMC Infect Dis, 2019. **19**(1): p. 398.
13. Heemelaar, S., et al., *Repeat HIV testing during pregnancy and delivery: missed opportunities in a rural district hospital in Zambia*. Trop Med Int Health, 2015. **20**(3): p. 277-83.
14. Teasdale, C.A., et al., *HIV retesting for pregnant and breastfeeding women across maternal child health services in Nampula, Mozambique*. PLoS One, 2023. **18**(3): p. e0283558.
15. *WHO Recommends HIV Self-testing - Evidence Update and Considerations for Success. November 2019. 2019, World Health Organization: Geneva*.
16. Pintye, J., et al., *Acceptability and outcomes of distributing HIV self-tests for male partner testing in Kenyan maternal and child health and family planning clinics*. AIDS, 2019. **33**(8): p. 1369-1378.
17. Thirumurthy, H., et al., *Promoting male partner HIV testing and safer sexual decision making through secondary distribution of self-tests by HIV-negative female sex workers and women receiving antenatal and post-partum care in Kenya: a cohort study*. Lancet HIV, 2016. **3**(6): p. e266-74.
18. Masters, S.H., et al., *Promoting Partner Testing and Couples Testing through Secondary Distribution of HIV Self-Tests: A Randomized Clinical Trial*. PLoS Med, 2016. **13**(11): p. e1002166.

19. Eshun-Wilson, I., et al., *A Systematic Review and Network Meta-analyses to Assess the Effectiveness of Human Immunodeficiency Virus (HIV) Self-testing Distribution Strategies*. Clin Infect Dis, 2021. **73**(4): p. e1018-e1028.
20. Jamil, M.S., et al., *Examining the effects of HIV self-testing compared to standard HIV testing services in the general population: A systematic review and meta-analysis*. EClinicalMedicine, 2021. **38**: p. 100991.
21. Figueroa, C., et al., *Reliability of HIV rapid diagnostic tests for self-testing compared with testing by health-care workers: a systematic review and meta-analysis*. Lancet HIV, 2018. **5**(6): p. e277-e290.
22. Sarkar, A., et al., *Feasibility of supervised self-testing using an oral fluid-based HIV rapid testing method: a cross-sectional, mixed method study among pregnant women in rural India*. J Int AIDS Soc, 2016. **19**(1): p. 20993.
23. Pant Pai, N., et al., *Supervised and unsupervised self-testing for HIV in high- and low-risk populations: a systematic review*. PLoS Med, 2013. **10**(4): p. e1001414.
24. Oyaro, P., et al., *Is HIV Self-Testing a Strategy to Increase Repeat Testing Among Pregnant and Postpartum Women? A Pilot Mixed Methods Study*. J Acquir Immune Defic Syndr, 2020. **84**(4): p. 365-371.
25. Rogers, A.J., et al., *Implementation of repeat HIV testing during pregnancy in Kenya: a qualitative study*. BMC Pregnancy Childbirth, 2016. **16**(1): p. 151.
26. *Considerations for HIV self-testing in the context of the COVID-19 pandemic and its response: an operational update*. Unitaid - SAR Initiative - ATLAS Project 2020.
27. *WHO recommends optimizing HIV testing services*. [cited October 31, 2023; Available from: <https://www.who.int/news/item/22-07-2023-who-recommends-optimizing-hiv-testing-services#:~:text=At%20the%2012th%20International%20IAS,increase%20testing%20coverage%20and%20strengthen>].
28. *Kenya AIDS Response Progress Report*. 2018, Ministry of Health: Nairobi.
29. Cox, J.L., J.M. Holden, and R. Sagovsky, *Detection of postnatal depression. Development of the 10-item Edinburgh Postnatal Depression Scale*. Br J Psychiatry, 1987. **150**: p. 782-6.
30. Pulerwitz, J., S. Gortmaker, and W. DeJong, *Measuring sexual relationship power in HIV/STD research*. Sex Roles, 2000. **42**: p. 637-660.
31. *HIV Testing Services: WHO Recommends HIV Self-Testing*. December 2016. 2016, World Health Organization: Geneva.
32. Iliyasu, Z., et al., *HIV self-testing and repeat testing in pregnancy and postpartum in Northern Nigeria*. Trop Med Int Health, 2022. **27**(1): p. 110-119.
33. Meisner, J., et al., *Optimizing HIV retesting during pregnancy and postpartum in four countries: a cost-effectiveness analysis*. 2020.