

## Research Article

# Auditory Category Learning in Children With Dyslexia

Casey L. Roark,<sup>a,b</sup>  Vishal Thakkar,<sup>c</sup> Bharath Chandrasekaran,<sup>a,b</sup> and Tracy M. Centanni<sup>c</sup><sup>a</sup>Department of Communication Science and Disorders, University of Pittsburgh, PA <sup>b</sup>Center for the Neural Basis of Cognition, University of Pittsburgh, Carnegie Mellon University, PA <sup>c</sup>Department of Psychology, Texas Christian University, Fort Worth

## ARTICLE INFO

## Article History:

Received June 7, 2023

Revision received September 15, 2023

Accepted November 14, 2023

Editor-in-Chief: Peggy B. Nelson

Editor: Yang Zhang

[https://doi.org/10.1044/2023\\_JSLHR-23-00361](https://doi.org/10.1044/2023_JSLHR-23-00361)

## ABSTRACT

**Purpose:** Developmental dyslexia is proposed to involve selective procedural memory deficits with intact declarative memory. Recent research in the domain of category learning has demonstrated that adults with dyslexia have selective deficits in Information–Integration (II) category learning that is proposed to rely on procedural learning mechanisms and unaffected Rule-Based (RB) category learning that is proposed to rely on declarative, hypothesis testing mechanisms. Importantly, learning mechanisms also change across development, with distinct developmental trajectories in both procedural and declarative learning mechanisms. It is unclear how dyslexia in childhood should influence auditory category learning, a critical skill for speech perception and reading development.

**Method:** We examined auditory category learning performance and strategies in 7- to 12-year-old children with dyslexia ( $n = 25$ ; nine females, 16 males) and typically developing controls ( $n = 25$ ; 13 females, 12 males). Participants learned nonspeech auditory categories of spectrotemporal ripples that could be optimally learned with either RB selective attention to the temporal modulation dimension or procedural integration of information across spectral and temporal dimensions. We statistically compared performance using mixed-model analyses of variance and identified strategies using decision-bound computational models.

**Results:** We found that children with dyslexia have an apparent selective RB category learning deficit, rather than a selective II learning deficit observed in prior work in adults with dyslexia.

**Conclusion:** These results suggest that the important skill of auditory category learning is impacted in children with dyslexia and throughout development, individuals with dyslexia may develop compensatory strategies that preserve declarative learning while developing difficulties in procedural learning.

**Supplemental Material:** <https://doi.org/10.23641/asha.25148519>

Developmental dyslexia is a highly prevalent learning disorder in children, impacting between 3% and 20% of school-age children (Shaywitz, 1996; Snowling, 2013). Most saliently, dyslexia affects reading abilities, but dyslexia is also proposed to have more general effects on learning and perception, especially in the domain of procedural learning. Here, we examine how children with and

without dyslexia, matched by age and nonverbal IQ, learn novel auditory categories, an important skill linked to first and second language acquisition (Holt & Lotto, 2006; Kuhl, 2000; Liu & Holt, 2011; Myers & Swan, 2012; Wiener et al., 2019) that may be critical in the ability to map sounds to letters when learning to read.

## Developmental Dyslexia

Developmental dyslexia is associated with impairments in phonological processing (Boets et al., 2013), temporal processing in speech and nonspeech (Vandermosten et al., 2010), motor-based procedural learning (Lum et al., 2013; Vicari et al., 2005), statistical learning of auditory sequences (Gabay, Thiessen, & Holt, 2015), and

Correspondence to Casey L. Roark: [casey.roark@unh.edu](mailto:casey.roark@unh.edu). Casey L. Roark is now at the University of New Hampshire. Vishal Thakkar is now at University of Texas Southwestern Medical Center. Bharath Chandrasekaran is now at Northwestern University. Tracy M. Centanni is now at the University of Florida. **Disclosure:** The authors have declared that no competing financial or nonfinancial interests existed at the time of publication.

auditory category learning (Gabay & Holt, 2015; Gabay et al., 2023).

One hypothesis of dysfunction in dyslexia suggests there are auditory and phonological processing deficits (Share, 2021; Stanovich, 1988; Tallal, 1980; Witton et al., 2020; Zoccolotti, 2022). One reason for these deficits could be the inability to recognize common stimulus features needed to create categorical representations. As a child learns language, the brain processes statistical regularities in the speech environment to identify speech sounds that are common and therefore important (Kuhl et al., 1992). Individuals with dyslexia exhibit abnormalities in statistical learning in a variety of contexts (for review, see Schmalz et al., 2017). For example, reduced statistical learning in dyslexia is present in visual tasks (e.g., novel symbols and faces; Sigurdardottir et al., 2017) and in auditory tasks (e.g., tones and syllables; Gabay, Thiessen, & Holt, 2015). This difficulty in recognizing repeated stimulus elements likely impacts reading acquisition, as a child learns to associate various versions of a letter form with its respective speech sound category. If the brain is unable to form categories either in the speech sound domain or in the recognition of the letter shape, children are unlikely to achieve fluency.

Another hypothesis suggests that dyslexia is marked by procedural deficits (Nicolson & Fawcett, 2007; Nicolson et al., 2010). According to the Procedural Deficit Hypothesis (Lum et al., 2013; Ullman, 2004; Ullman et al., 2020), dyslexia is associated with general procedural learning deficits that impair the ability to learn via slower associative mechanisms such as reinforcement learning. In dyslexia, this learning deficit is proposed to specifically affect the ability to learn mappings between print and sound (Castles et al., 2018; Snowling et al., 2020). However, there are mixed results in the literature with some studies demonstrating no procedural deficits in individuals with dyslexia (Staels & Van den Broeck, 2015) or questioning the procedural nature of tasks used to assess so-called procedural learning (West et al., 2018; West, Vadillo, et al., 2019).

### **Category Learning in Dyslexia**

In the current study, we leverage an artificial auditory category learning approach to better understand the nature of learning deficits in children with dyslexia. Specifically, we examine learning of categories that are argued to optimally rely on either declarative or procedural learning systems to clarify whether procedural learning deficits may be a primary source of challenges in children with dyslexia. Based on the Competition of Verbal and Implicit Systems theory (Ashby et al., 1998), researchers have argued that categories with different structures rely on

distinct neural and computational mechanisms. Specifically, categories that require selective attention to individual dimensions to create rules defining the categories (Rule-Based [RB] categories) are argued to optimally involve explicit, declarative mechanisms, whereas categories that require integration across multiple dimensions (Information–Integration [II] categories) are argued to optimally involve implicit, procedural learning mechanisms. This theory has been expanded to the auditory modality and specifically to speech category learning (Chandrasekaran et al., 2014). While often studied in artificial contexts, some real-world categories may be aligned with these RB and II definitions. For example, speech sound categories (e.g., /b/ vs. /p/) may be a type of II category as they are multidimensional and cannot easily be described by rules, whereas ranges of opera singers (e.g., soprano vs. alto) may be a type of RB category as one can identify the category by selectively attending to the vocal range of the singer.

It is important to note that evidence for these categories being learned with separate systems does not have unequivocal empirical support (Newell et al., 2011). Additionally, both RB and II categories *can* be learned to some extent with declarative strategies (Donkin et al., 2014) and steps should be taken to ensure that strategies are identifiable from participants' response data (Edmunds et al., 2018).

Some work has been done on category learning in adults with dyslexia or general reading difficulties. Adults with dyslexia are impaired at speech (Banai & Ahissar, 2018) and nonspeech category learning (Gabay & Holt, 2015; Gabay, Vakil, et al., 2015; Gertsovski & Ahissar, 2022). For both nonspeech auditory categories and visual categories, adults with dyslexia have selective deficits in category learning linked with procedural or implicit processes (II categories), but preserved learning linked with declarative or explicit processes (RB categories; Gabay et al., 2023; Sperling et al., 2004). Gabay et al. (2023) demonstrated that this selective learning deficit was due to the inability of adults with dyslexia to use optimal procedural categorization strategies during II learning. In contrast, adults with dyslexia were able to use conjunctive RB strategies during RB learning just as well as controls. Possibly related to their ability to learn complex auditory categories via feedback, adults with dyslexia are also impaired in reinforcement learning (Gabay, 2021; Massarwe et al., 2022). In all, these findings are generally aligned with the Procedural Deficit Hypothesis. Importantly, RB and II auditory category learning have not been directly examined in children with dyslexia. It is unclear whether learning patterns in adults with dyslexia are also present in childhood—we address this question directly in the current research.

## Developmental Trajectory of Category Learning

Importantly, both RB and II learning undergo substantial changes across development. Children are generally worse at RB learning relative to adults, perseverating with suboptimal rules or using inappropriate guessing strategies (Rabi & Minda, 2014; Reetzke et al., 2016; Roark et al., 2023). Evidence for the developmental trajectory of II learning is more mixed. Some prior work has demonstrated that children are generally worse at II learning relative to adults (Huang-Pollock et al., 2011; Roark & Holt, 2019; Roark et al., 2023), while other work has demonstrated that children can be just as successful as adults when learning categories that cannot clearly be described by rules (Minda et al., 2008). As a result, it is possible that *children* with dyslexia may demonstrate different learning patterns compared to adults with dyslexia. RB and II category learning have not yet been examined in children with dyslexia, but learning is argued to be a core component of the dyslexia deficit (Castles et al., 2018; Snowling et al., 2020; Ullman et al., 2020). Below, we outline three possible patterns of results in children that highlight the intersection of the development of category learning and learning in dyslexia.

### Predictions

First, it is possible that children with dyslexia will demonstrate similar patterns as adults with dyslexia—children, like adults, will have impaired II learning but intact RB learning, consistent with the Procedural Deficit Hypothesis. This possibility would also be supported by a specific inability of children with dyslexia, like adults, to find and use II-optimal procedural strategies, with intact RB-optimal RB strategies. This pattern would suggest that despite general category learning mechanisms undergoing substantial changes across development, the fundamental aspects that are affected in dyslexia are present in both childhood and adulthood. Specifically, this pattern would suggest that procedural learning deficits in dyslexia are persistent throughout development.

An alternative pattern is that children with dyslexia, unlike adults, will demonstrate a general deficit in category learning. This pattern would suggest that over the course of development, adults with dyslexia may find compensatory strategies to preserve RB learning. This prediction is also consistent with the idea that sound representations are variable and unstable in dyslexia and therefore are unable to be reinforced by feedback (Centanni et al., 2018; Hornickel & Kraus, 2013; Neef et al., 2017). If children are unable to find optimal rules, this would impede both RB and II learning. This is also consistent with views of other disorders such as attention-deficit/hyperactivity disorder (ADHD) in building representations

through general associations between stimuli and responses (Huang-Pollock et al., 2011). This pattern would suggest that dyslexia interacts with development to impact category learning ability, with children and adults with dyslexia worse than their age-matched peers at II category learning, but only children being impaired at RB learning, as adults are able to find compensatory strategies with enhanced selective attention abilities relative to children.

Finally, it is possible that the developmental patterns of category learning will outweigh any potential differences between typically developing children and children with dyslexia. Because children are generally worse at RB *and* II learning than adults, it is possible that the circuits that differentiate adults with dyslexia from controls are still developing in both typically developing children and children with dyslexia. If this is the case, then both typically developing children and children with dyslexia may demonstrate difficulty in learning, accompanied by the use of suboptimal RB strategies and exploratory/guessing strategies (Blanco & Sloutsky, 2021a; Jones & Dekker, 2018; Liquin & Gopnik, 2022; Rabi & Minda, 2014; Rabi et al., 2015; Roark & Holt, 2019; Roark et al., 2023). As a result, there may be no significant differences between children with dyslexia and typically developing children and, instead, differences between these groups may emerge later in development, once declarative and procedural category learning abilities have matured.

## Method

### Participants

We examined auditory category learning in 7- to 12-year-old children comparing children with dyslexia ( $n = 25$ ,  $M_{\text{age}} = 10.1$ ,  $SD = 1.48$ ) to age-matched typically developing children ( $n = 25$ ,  $M_{\text{age}} = 10.0$ ,  $SD = 1.38$ ). We recruited native English-speaking children throughout the United States through online advertisements as part of a larger study on stimulus processing in dyslexia. All procedures were approved by the Texas Christian University institutional review board. Parental consent was obtained during an online screening survey and verbal assent was obtained from each child. All aspects of the study were conducted virtually using Zoom. The category learning tasks were administered via the Gorilla Experiment Builder (Anwyl-Irvine et al., 2020). To be eligible for the study, children needed to have no history of neurological disorders (e.g., ADHD, epilepsy, traumatic brain injury).

Eligible children completed a virtual assessment session where a trained researcher administered a series of standardized assessments in the same order for all participants. Children completed measures of nonverbal IQ

**Table 1.** Demographics and reading scores for age-matched groups.

Measure	Control (n = 25)	Dyslexia (n = 25)	t value (p value)
Age	10.0 (1.38)	10.1 (1.48)	-0.27 (.79)
KBIT-2 (Nonverbal IQ)	115.9 (11.3)	106.3 (11.4)	3.00 (.0042)
Word Attack Standard Score	110.0 (10.7)	87.8 (10.0)	7.59 (< .0001)
Word ID Standard Score	116.8 (10.8)	87.5 (11.3)	9.37 (< .0001)
TOWRE-2 Phonemic Decoding Efficiency Standard Score	107.2 (13.1)	77.9 (8.21)	9.46 (< .0001)
TOWRE-2 Sight Word Efficiency Standard Score	106.9 (15.7)	79.6 (6.79)	8.02 (< .0001)

Note. KBIT-2 = Kaufman Brief Intelligence Test–Second Edition; TOWRE-2 = Test of Word Reading Efficiency–Second Edition.

(Matrices subtest of the Kaufman Brief Intelligence Test–Second Edition; Kaufman & Kaufman, 2004) and reading skills (untimed and timed single-word reading and decoding tests, Torgesen et al., 2012; Woodcock, 2011; Word Identification and Word Attack subtests of Woodcock Reading Mastery Test, Woodcock, 2011; Sight Word Efficiency and Phonemic Decoding Efficiency subtests of the Test of Word Reading Efficiency, Torgesen et al., 2012; reading automaticity, Rapid Digit Naming and Rapid Letter Naming, Wolf & Denckla, 2005). Children were determined to be eligible for further sessions if they achieved a standard score of 85 or higher on the measure of nonverbal IQ. Of the 97 children that were initially assessed for eligibility, nine were excluded for low nonverbal IQ, 11 were excluded for not meeting requirements for reading/phonemic ability (see below), two were excluded for being a typically developing sibling of a child with dyslexia, one was excluded for failing to complete the categorization tasks within a reasonable amount of time, and 11 were lost to attrition. We excluded any participants who did not complete both category learning tasks. Among this sample, 25 children with dyslexia (nine females, 16 males) completed both category learning tasks. Twenty-five typically developing children (13 females, 12 males) were selected from the sample of 36 control children who completed both tasks based on age-matching to the children with dyslexia. Children with dyslexia were required to score below a standard score of 90 on at least two of the four measures of reading/phonemic ability (see Table 1). Children with dyslexia had significantly lower scores on Word Attack ( $p < .0001$ ), Word ID ( $p < .0001$ ), Phonemic Decoding Efficiency ( $p < .0001$ ), and Sight Word Efficiency ( $p < .0001$ ) measures compared with controls. Children with

dyslexia also had significantly lower nonverbal IQ scores compared with controls selected based on age-matching. Though all children were required to meet a nonverbal IQ criterion, potential differences between the groups could affect interpretations of any differences in category learning. As such, we separately sampled another subset of control subjects that were matched for IQ to understand whether any potential differences were due to differences in IQ across our initial age-matched groups (see Table 2).

## Stimuli

Stimuli were nonspeech static ripples varying in temporal and spectral modulation previously validated in prior research on category learning in both children and adults (Gabay et al., 2023; Reetzke et al., 2016; Roark & Chandrasekaran, 2023; Roark et al., 2021, 2023; Yi & Chandrasekaran, 2016). These pairs of dimensions are fundamental to natural sound processing including speech (Woolley et al., 2005) and prior work has examined perception and learning within these ranges of temporal (2–15 Hz) and spectral modulation (–0.38–2.67 cycles/octave; Roark & Chandrasekaran, 2023; Roark et al., 2021, 2023; Schönwiesner & Zatorre, 2009; Woolley et al., 2005). Prior work has demonstrated that both children and adults can selectively attend to temporal modulation (Roark et al., 2021, 2023) and map relative differences along temporal modulation onto clear verbal labels (e.g., “fast” and “slow”). As such, listeners can map changes on this dimension to unidimensional rules.

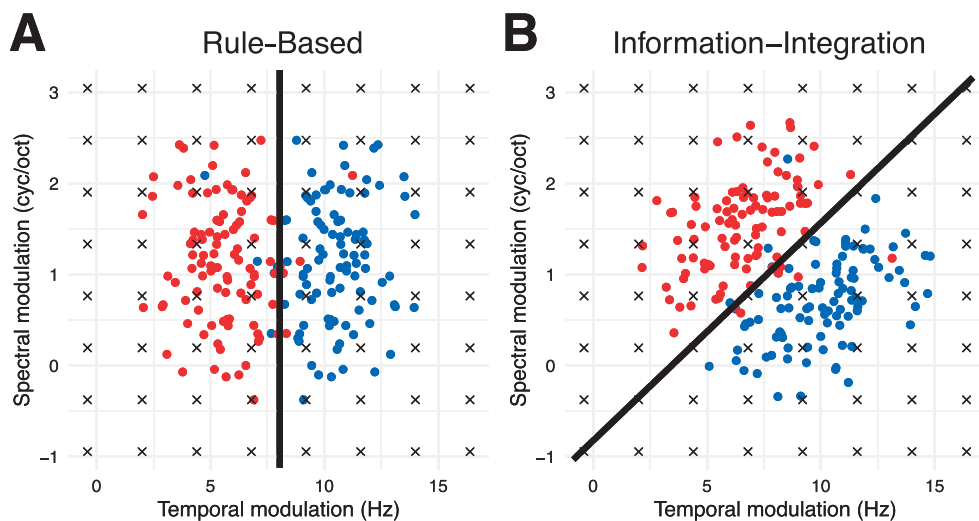
Arbitrary categories were defined to match either RB categories (see Figure 1A) or II categories (see Figure

**Table 2.** Demographics and reading scores for nonverbal IQ-matched groups.

Measure	Control (n = 25)	Dyslexia (n = 25)	t value (p value)
Age	9.70 (1.34)	10.1 (1.48)	-0.93 (.36)
KBIT (Nonverbal IQ)	108.9 (10.9)	106.3 (11.4)	0.84 (.41)
Word Attack Standard Score	109.2 (12.1)	87.8 (10.0)	6.83 (< .0001)
Word ID Standard Score	114.4 (11.1)	87.5 (11.3)	8.53 (< .0001)
TOWRE-2 Phonemic Decoding Efficiency Standard Score	107.4 (13.5)	77.9 (8.21)	9.29 (< .0001)
TOWRE-2 Sight Word Efficiency Standard Score	107.3 (16.0)	79.6 (6.79)	8.00 (< .0001)

Note. KBIT-2 = Kaufman Brief Intelligence Test–Second Edition; TOWRE-2 = Test of Word Reading Efficiency–Second Edition.

**Figure 1.** Category distributions. Category distributions for (A) Rule-Based and (B) Information–Integration categories. Category stimuli are shown in different colors. Generalization stimuli are shown as black x's. Black lines reflect optimal decision boundaries. cyc/oct = cycles per octave.



1B). A single category for the RB categories was first created using bivariate Gaussian sampling, with 100 stimuli. Gaussian sampling was used to create some noise in the category distributions, as is observed with natural categories (Ashby & Gott, 1988; Liberman et al., 1967; Nosofsky et al., 2018; Swingle, 2005). The other category was created by mirroring that category across the stimulus space. The II categories were created by rotating the RB categories by 45 degrees. As a result, each of the individual categories have the same stimulus distributions. Additionally, due to the sampling, there was very slight overlap between the two categories within a distribution, which makes category membership somewhat probabilistic, which can positively affect II learning without affecting RB learning (Ell & Ashby, 2006).

The RB categories require selective attention to the temporal modulation dimension and the II categories require integration across both temporal and spectral modulation dimensions. In contrast to prior work in adults with dyslexia (Gabay et al., 2023), we chose to train children on two categories instead of four categories to increase the likelihood that they would learn.

### Procedure

After an initial assessment session, all participants learned both the RB and II categories in separate tasks, with the order counterbalanced across participants. The category learning tasks were very similar. The trial procedure was identical with the only difference being the images present on the screen. Participants were given a cover task about traveling to different planets and

listening to different aliens talk as they decided who was talking. Across RB and II category tasks, there were different sets of aliens and different planets in the instructions to further prevent carryover effects.

On each trial, participants heard a 1-s sound followed immediately by a prompt on the screen of “Who was talking?” with pictures of the two aliens and their associated keypress responses (i.e., “1,” “2”). Assignment of sound category-to-alien and motor response were counterbalanced across participants. Participants made an untimed response about the category identity, which was followed immediately by corrective feedback (smiling face for correct, neutral face for incorrect) for 1 s and a 1-s inter-trial interval. Participants were given explicit instructions at the beginning of the task about how to interpret the smiling and neutral faces. Participants were not given any instructions about the dimensions that defined the categories.

In both category tasks, there were 50 trials in each of four blocks. Participants encountered each stimulus exactly once (100 stimuli  $\times$  2 categories = 200 stimuli). To maintain motivation, after each block, participants uncovered another piece of a puzzle that was completely revealed at the end of the task. There was a separate puzzle for the two tasks. After the four training blocks, participants completed 64 trials of a generalization task wherein they categorized novel stimuli drawn from an  $8 \times 8$  grid (Figure 1—x's). The generalization task procedure was similar to the training procedure except that participants did not receive any feedback.

The primary outcome measure was accuracy in category learning, and we were particularly interested in the

potential interaction between group (Dyslexia, Control) and category type (II, RB). A power analysis indicated that with samples of 25 children in each group, with an  $\alpha$  of .05 and a power of .90, we would be able to detect a large interaction effect ( $f = 0.48$ ).

## Decision Bound Models

Decision bound models (Ashby & Gott, 1988; Ashby & Maddox, 1992) were fit to each block of each participant's data to estimate their learning strategy. We fit several versions of models within three different classes—RB, integration, and exploration/guessing.

The RB models assumed that participants used a single dimension (e.g., unidimensional rule) to separate the stimuli into categories. We fit separate versions of these models that assume participants use either the temporal modulation dimension or spectral modulation dimension and versions that assumed different assignments of responses to regions of the stimulus space (e.g., Category A on the left, Category B on the right, or vice versa). An RB strategy along the temporal modulation dimension is optimal for the RB categories. The RB models have two free parameters—one for placement of the decision boundary along the relevant dimension and one for perceptual and criterial noise.

The integration model assumed that participants used both dimensions (e.g., a linear, diagonal boundary) to separate the stimuli into categories. We fit separate versions of the integration model that assumed different assignments of responses to regions of the stimulus space. An integration strategy with a positive slope is optimal for the II categories. The integration models have three free parameters—one for the slope of the boundary, one for the intercept of the boundary, and one for perceptual and criterial noise.

The exploration/guessing models assumed that participants guessed the category identity. This type of model would also be the best-fit model if participants were not clearly using RB or integration strategies. As a result, we interpret usage of this “strategy” as consistent with either exploration of several kinds of strategies not captured by these models or random guessing. We fit three versions of exploration/guessing models: two versions assumed that participants had biased responses toward one category or the other; and one version assumed that participants balanced their responses across categories. The exploration/guessing models have one free parameter—the probability of responding one category (for which the probability of responding the other category is 1 minus that probability).

Each version of each model class was fit to each block of responses for all participants. Models were fit

using maximum likelihood procedures (Wickens, 1982) and the best-fitting model was selected based on the Bayesian Information Criterion (BIC; Schwarz, 1978), where  $BIC = r \ln N - 2 \ln L$ , where  $r$  is the number of free parameters,  $N$  is the number of trials in a given block for a given subject, and  $L$  is the likelihood of the model given the data. The model with the lowest BIC value was selected as the model that best fit the participant's responses for that given block.

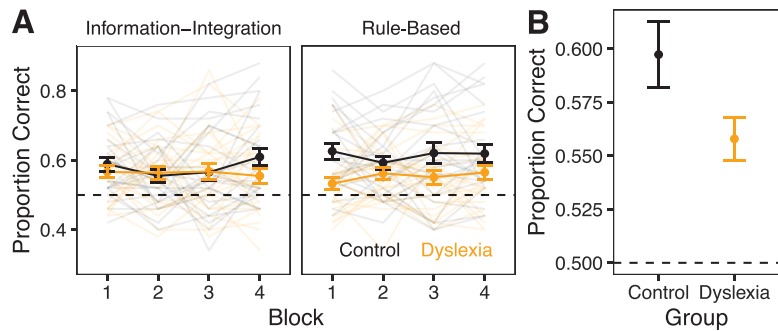
We conducted model recovery simulation analyses to ensure that the models could accurately detect the type of strategy they were designed to detect (Edmunds et al., 2018). We simulated response data for each of the strategies (unidimensional rule along temporal modulation, unidimensional rule along spectral modulation, integration, and exploration/guessing) 10 times for each category (total of 80 simulated data sets, 40 for each category). We applied a deterministic response strategy for the simulated parameters, with the ranges of the parameters based on reasonable ranges of the category distributions. We compared the best-fit model to the true simulated model. Overall, these simulations demonstrated that the models can accurately detect participant strategies—100% of RB category models and 98% of II category models identified the correct simulated strategy. As additional evidence of good fit, the models accurately estimated the ground-truth simulated parameters of the estimated data ( $r = .996$ ). We also examined the ability of the best-fit model to accurately capture the variability in participants' responses. There was a model prediction accuracy of 70% for the II categories and 72% for the RB categories. This indicates that the models can capture variability in responses better than chance (50%) and that the best-fit strategies can accurately account for participants' patterns of responses.

## Results

### Category Learning Performance

We compared learning performance in typically developing children and children with dyslexia using a mixed-model analysis of variance (ANOVA) with group (Dyslexia, Control), category (RB, II), and block (1–4) as factors. Children with dyslexia had significantly worse performance than typically developing controls, collapsing across categories (see Figure 2A;  $F(1, 48) = 4.54$ ,  $p = .038$ ,  $\eta_G^2 = .032$ ; Control:  $M = 60\%$ , Dyslexia:  $M = 56\%$ ). No other main effects or interactions were statistically significant ( $F_s < 2.40$ ,  $p_s > .12$ ) indicating that category learning performance accuracy did not significantly differ across RB and II categories or across blocks.

**Figure 2.** Category learning accuracy. Error bars reflect standard error of the mean. (A) Average accuracy across groups, tasks, and blocks. (B) Average accuracy across groups to demonstrate the significant main effect of group. No other main effect (block, task) or interaction was significant.



Relevant to our contrasting predictions, we did not find a significant interaction between group and category type,  $F(1, 48) = 2.40, p = .13, \eta_G^2 = .011$ . However, it is important to note that unless the interaction effect was large ( $f = 0.48$ ), we would not have enough power to detect it given our sample size. To better contextualize these results, we conducted exploratory post hoc analyses to compare the groups separately for RB and II categories. For RB categories, children with dyslexia performed significantly worse than controls (Control:  $M = 61\%$ ,  $SD = 10.1$ ; Dyslexia:  $M = 55\%$ ,  $SD = 7.00$ ;  $t(42.8) = 2.53, p = .015, d = 0.72$ ), but for II categories, there were no significant differences in performance across groups (Control:  $M = 58\%$ ,  $SD = 8.51$ ; Dyslexia:  $M = 56\%$ ,  $SD = 7.35$ ;  $t(47.0) = 0.74, p = .46, d = 0.21$ ).

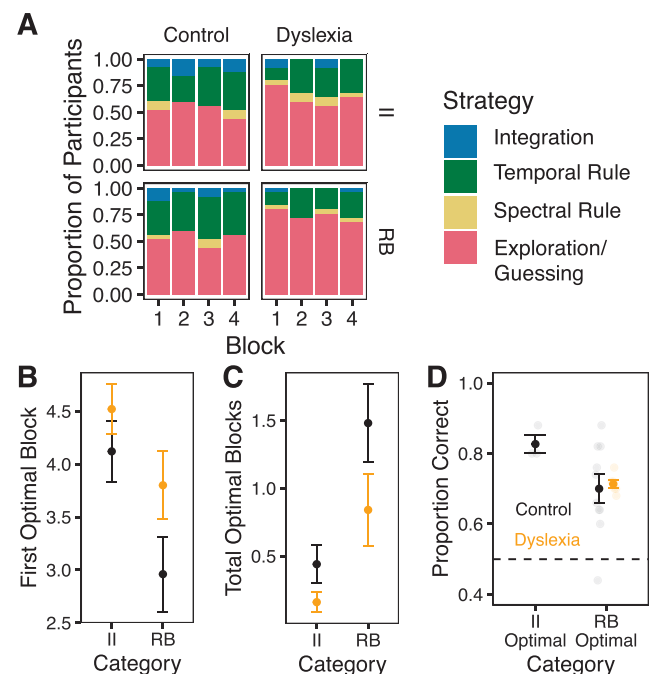
Despite the relatively flat performance across blocks, participants in both groups demonstrated evidence of learning as performance was significantly above chance levels (one-sample  $t$  tests compared to 50%) of performance in both RB and II tasks (Dyslexia-RB:  $M = 55\%$ ; Dyslexia-II:  $M = 56\%$ ; Control-RB:  $M = 61\%$ ; Control-II:  $M = 58\%$ ;  $ps < .0001$ ). The flat performance across blocks indicates that most learning occurred within the first 50 trials. While many children struggled to learn, some children learned quite well (maximum accuracy: Dyslexia-RB = 76%; Dyslexia-II = 86%; Control-RB = 88%; Control-II = 88%). There was limited evidence for carryover effects across tasks (see Supplemental Material S1).

### Learning Strategies

Children with dyslexia and controls used similar strategies across the two tasks (see Figure 3A). Among all participants, there were no significant differences in learning strategies between children with dyslexia and controls in any block during RB (Fisher's exact tests,  $ps > .20$ ) or II learning (Fisher's exact tests,  $ps > .14$ ). Most participants in both groups used exploration/guessing strategies

(final block: II-Dyslexia: 60%, II-Control: 50%, RB-Dyslexia: 68%, RB-Control: 58%). This type of strategy could reflect random guessing or indicate that participants are switching between different types of strategies very frequently during learning such that their strategy could not

**Figure 3.** Strategies during category learning. Error bars reflect standard error of the mean. (A) Proportion of participants using different strategies across category learning blocks. (B) Average number of first block participants used the task-optimal strategy (Information-Integration [II]: Integration; Rule-Based [RB]: Temporal Rule). If participants never used the optimal strategy, they were given a value of 5. (C) Average number of total optimal blocks participants used the task-optimal strategy. If participants never used the optimal strategy, they were given the value of 0. (D) Proportion correct for participants using the task-optimal strategy in the final block of each task. No children with dyslexia used the II-optimal Integration strategy in the final block of the II task.



be captured well by any of the other models. A smaller subset of participants used unidimensional RB strategies (the temporal rule strategy is optimal for RB categories), with very few using integration strategies (the integration strategy is optimal for II categories).

We also examined whether children with dyslexia differed from controls in how quickly participants used the optimal strategy (see Figure 3B), in the total number of blocks participants used the optimal strategy (see Figure 3C), and among those participants using the optimal strategy in the final training block, how accurately they applied this strategy (see Figure 3D). We compared the first two measures using mixed-model ANOVAs with category as a within-subjects factor and group as a between-subjects factor. We compared groups' accuracy for those using the optimal strategies in the final block. Because no children with dyslexia used the optimal procedural strategy in the final block of II learning, we only compare performance across groups during RB learning using a *t* test. As a supplementary analysis, we compared the precision of strategies in the final training block by comparing placement of the decision boundaries in the two-dimensional space (see Supplemental Material S1). We found that, generally, when participants used the optimal strategy, their decision boundaries were very near to optimal in both RB and II tasks.

### First Optimal Block

We determined the first block in which participants used the task-optimal strategy when learning the two types of categories. If participants never used the optimal strategy for a category, we assigned the value of 5, indicating that they never applied the optimal strategy during the four training blocks. Participants in both groups were significantly faster to use the optimal temporal rule strategy during RB learning compared to the integration strategy during II learning,  $F(1, 48) = 10.3, p = .002, \eta_G^2 = .091$ . Participants used the optimal strategy in 3.38 ( $SD = 1.72$ ) blocks on average when learning RB categories compared to 4.32 ( $SD = 1.32$ ) blocks when learning II categories. Children with dyslexia ( $M = 4.16$  blocks,  $SD = 1.45$ ) took marginally more blocks to use the optimal strategy for either category type compared to controls ( $M = 3.54$  blocks,  $SD = 1.69$ ) though this was not statistically significant,  $F(1, 48) = 3.96, p = .052, \eta_G^2 = .042$ . There was no significant interaction between category type and group,  $F(1, 48) = 0.56, p = .46, \eta_G^2 = .005$ .

### Total Optimal Blocks

We determined the total number of blocks in which participants used the optimal strategy in the two tasks. We found that participants used the optimal strategy significantly more during RB learning ( $M = 1.16$  blocks,  $SD = 0.20$ ) than II learning ( $M = 0.30$  blocks,  $SD =$

0.082),  $F(1, 48) = 18.4, p < .0001, \eta_G^2 = .15$ . Children with dyslexia ( $M = 0.50$  blocks,  $SD = 0.14$ ) used the optimal strategy in significantly fewer blocks than controls ( $M = 0.96$  blocks,  $SD = 0.18$ ),  $F(1, 48) = 4.31, p = .043, \eta_G^2 = .047$ . There was no significant interaction between category type and group,  $F(1, 48) = 0.81, p = .37, \eta_G^2 = .008$ .

### Efficiency of Optimal Strategies

We determined the efficiency of participants' optimal strategy use by isolating those participants who used the optimal strategy in the final block of each category type and then compared accuracies across groups. No children with dyslexia and only three control participants used the optimal strategy in the final block of II learning. Because no children with dyslexia used the optimal strategy during II learning, we only compared performance during RB learning (Dyslexia:  $n = 6$ ; Control:  $n = 10$ ). We found that during RB learning, participants using the optimal strategy in the two groups did not have significantly different accuracies,  $t(10.3) = 0.31, p = .76, d = 0.14$ .

In post hoc analyses, considering only individuals who used the optimal strategy in the final block, we examined whether the groups differed in their use of strategies across the other blocks. There were no significant differences between children with dyslexia and controls in the first optimal block,  $t(11.1) = 0.60, p = .56, d = 0.31$ , or total optimal blocks,  $t(10.4) = 0.056, p = .96, d = 0.029$ . Only six children with dyslexia and 10 controls used the task-optimal strategy in the final block of RB learning. Thus, we encourage caution in interpreting these results. However, this could indicate that if children with dyslexia are able to find optimal rules, they may perform similarly to typically developing children.

We also examined whether children with dyslexia who used the optimal RB strategy had differences in reading scores compared to children with dyslexia who used suboptimal strategies during RB learning. There were no significant differences in reading scores—Word Attack:  $t(17.2) = -0.41, p = .68, d = -0.16$ ; Word ID:  $t(13.1) = -0.50, p = .62, d = -0.21$ ; Phonemic Decoding Efficiency:  $t(10.8) = 1.21, p = .25, d = 0.53$ ; Sight Word Efficiency:  $t(8.07) = 0.17, p = .87, d = 0.082$ —among children with dyslexia who used the optimal strategy and those who used the suboptimal strategy. This indicates that while some children with dyslexia may be able to find optimal rules to perform well in this category learning task, it does not appear to reflect differences in reading abilities from children who are unable to find optimal rules.

### Generalization Test

Finally, we examined participants' ability to generalize their learned category knowledge to novel exemplars



drawn from a grid of stimuli across the entire stimulus space. Participants did not receive feedback in the generalization test. We computed accuracy in the generalization test by first removing stimuli that fell directly along the category boundary and thus did not have a correct response.

On average, participants were able to successfully generalize their category knowledge in the generalization test with performance in all cases significantly above chance levels (one-sample  $t$  tests vs. 50% chance;  $ps < .019$ ; II-Dyslexia:  $M = 56\%$ , II-Control: 61%, RB-Dyslexia: 59%, RB-Control: 62%). When comparing generalization test accuracy in the test block relative to the final block (see Figure 4A), participants seamlessly transferred their knowledge, with overall no significant loss in performance in the generalization test (one-sample  $t$  tests vs. 0;  $ps > .23$ ). There were no significant differences in generalization transfer between category types,  $F(1, 48) = 0.26, p = .61, \eta_G^2 = .002$ , groups,  $F(1, 48) = 0.42, p = .52, \eta_G^2 = .005$ , and no significant interaction between category type and group,  $F(1, 48) = 0.20, p = .66, \eta_G^2 = .002$ .

As during training, there were no significant differences in the types of strategies participants used in the test block (see Figure 4B) for either RB ( $p = .19$ ) or II categories ( $p = .66$ ). While many participants used exploration/guessing strategies during the test (Dyslexia-II: 52%, Control-II: 52%, Dyslexia-RB: 60%, Control-RB: 40%), participants also often used the temporal rule strategy (Dyslexia-II: 40%, Control-II: 32%, Dyslexia-RB: 28%, Control-RB: 52%). Whereas 7/25 (28%) children with dyslexia and 13/25 (52%) controls used the optimal temporal rule strategy in the RB test, only 2/25 (8%) children with dyslexia and 2/25 (8%) controls used the optimal integration strategy in the II test.

As before, we compared the accuracies of participants in the two groups who used the optimal strategies

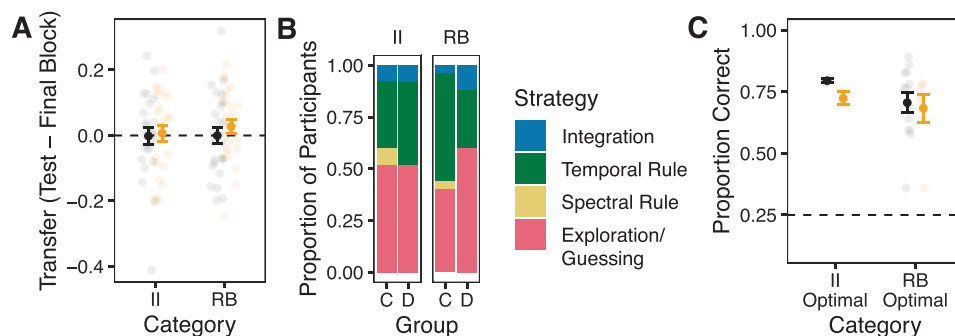
(see Figure 4C). Though overall, there were relatively few participants using the optimal strategy during II learning (two Dyslexia, two Control), among those using the optimal strategy, there were no significant differences across groups,  $t(1.22) = 2.53, p = .20, d = 2.53$ . While more participants used the optimal strategy during RB learning (seven Dyslexia, 13 Control), among those using the optimal strategy, there were also no significant differences across groups,  $t(12.3) = 0.32, p = .76, d = 0.15$ . When learners with dyslexia can find and use the optimal RB strategy, they appear to do so just as effectively as controls. Due to the relatively smaller number of subjects using the optimal strategies, especially during II learning, we encourage caution when interpreting these results.

### Potential Sources of Learning Difficulties

It is important to note that many children in this study in both groups had difficulty learning these categories. As a supplementary analysis, we examined potential sources of this difficulty to better understand what enabled some children to learn, while others struggled. Our approach involved examining the correlations between final block accuracy for II and RB categories and age, reading ability, and nonverbal IQ measures (see Supplemental Material S1 for full analysis). Given the exploratory nature of these analyses and the difficulty in learning across children in both groups, we decided to examine all participants together for this analysis, rather than separately across groups.

Overall, no measures were significantly related to II learning outcomes ( $rs < .23, ps > .11$ ) and no measures except for Phonemic Decoding Efficiency were significantly related to RB learning outcomes ( $rs < .28, ps > .059$ ). Phonemic Decoding Efficiency was significantly positively

**Figure 4.** Performance and strategies in the generalization test. Error bars reflect standard error of the mean. (A) Transfer of categorization performance from training to generalization test without feedback and with new stimuli across a grid. Accuracy was calculated by first removing any stimuli that fell directly between the categories (e.g., along the optimal boundary between categories). (B) Proportion of participants using different strategies in generalization test. (C) Proportion correct for participants using the task-optimal strategy in the generalization test. II = Information–Integration; RB = Rule-Based.



related to RB learning outcomes ( $r = .32, p = .023$ ), indicating that across all children, the better they were able to quickly decode pronounceable nonwords, the better they are able to learn categories that require sound-to-rule mapping. Together, these results indicate that whether children learned RB or II categories was not clearly related to their age, nonverbal IQ, or most reading scores and, instead, children may have struggled to learn for a variety of other reasons. The ability to learn RB, but not II categories, was moderately related to Phonemic Decoding Efficiency, suggesting that poor phonological awareness may relate to the general ability to learn sound-to-rule mappings, which could possibly then underlie the difficulty in learning sound-to-letter mappings in dyslexia.

### **Nonverbal IQ Matched Groups**

Because our age-matched sample of control participants had significantly higher nonverbal IQ scores than the participants with dyslexia, we conducted additional analyses with a separate selection of control participants that were matched for nonverbal IQ (11 males, nine females). In this sample, children with dyslexia had significantly lower scores on Word Attack ( $p < .0001$ ), Word ID ( $p < .0001$ ), Phonemic Decoding Efficiency ( $p < .0001$ ), and Sight Word Efficiency ( $p < .0001$ ) measures compared with controls but did not differ on age ( $p = .36$ ) or nonverbal IQ scores ( $p = .41$ ).

For simplicity, we briefly summarize the results here and include full details in Supplemental Material S1. Results with the IQ-matched control group were very similar to results with the age-matched control group. In this analysis, the main effect of group was no longer significant, but the key result of the marginal interaction between group and task in category learning performance was replicated. Follow up analyses indicated that children with dyslexia performed marginally worse than controls in learning RB categories but did not significantly differ in learning II categories. As such, even when accounting for incidental differences in nonverbal IQ, children with dyslexia may demonstrate RB-specific learning challenges, with no clear differences in II learning performance.

## **Discussion**

Research on developmental dyslexia suggests a selective deficit in procedural learning and memory, with intact declarative learning and memory (Lum et al., 2013; Nicolson & Fawcett, 2007; Nicolson et al., 2010; Ullman, 2004; Ullman et al., 2020; West, Clayton, et al., 2019; West, Vadillo, et al., 2019). We examined auditory category learning in children with dyslexia and typically developing

controls, with categories argued to be dependent on procedural or declarative learning mechanisms. In contrast to findings with adults which support a specific II category learning deficit (Gabay et al., 2023; Sperling et al., 2004), our results are generally consistent with an interaction of the effects of dyslexia on learning with the development of category learning. Children with dyslexia demonstrated an apparently selective deficit in RB, but not II category learning. We found preliminary evidence for an especially pronounced deficit in RB learning in children with dyslexia coupled with difficulty in finding optimal strategies relative to typically developing children. These results suggest that developmental dyslexia impacts category learning differently across development. While 7- to 12-year-old children have general learning difficulties and a potentially selective deficit in RB learning, adults may find compensatory mechanisms over the course of development that preserve RB learning, while developing difficulties in II learning.

### **Developmental Trajectory of Learning in Dyslexia**

While adults with dyslexia demonstrate a selective impairment in II learning and procedural strategy use (Gabay et al., 2023; Sperling et al., 2004), children with dyslexia in the current study had the clearest impairments in RB learning. Additionally, while many children in both groups struggled to find optimal strategies in both tasks, children with dyslexia seemed to struggle even more than typically developing children—regardless of the task, it took the dyslexia group marginally more blocks to use optimal strategies and they used the optimal strategies in significantly fewer blocks in both tasks. This pattern diverges from what has been seen in adults where the deficit is limited to procedural strategy use. Interestingly, mirroring the results in adults, when children with dyslexia used the optimal RB strategy in training or test, they did not perform significantly differently from controls. This may indicate that as long as individuals with dyslexia have access to a successful RB strategy, they can perform just as well as controls, with substantial individual differences in both groups. What may change over the course of development is that adults have more consistent access to compensatory strategies, potentially supported by the development of selective attention mechanisms.

While we observed some RB learning deficits in 7- to 12-year-old children with dyslexia, there were no RB learning differences in adults with dyslexia in Gabay et al. (2023). It would be useful for future work to examine the developmental trajectory of category learning in dyslexia across a longer continuum to identify at which point individuals with dyslexia consistently develop compensatory

strategies that preserve RB learning but become impaired in II learning.

Another element that may have affected performance in children with dyslexia in the current study is auditory processing deficits and specifically challenges with auditory memory (Banai & Ahissar, 2006, 2018). A previous study demonstrated that children with dyslexia had auditory processing impairments *only* when the task required focus on individual elements of the sounds (e.g., direction of frequency change) and not when making same-different discriminations of the same stimuli (Banai & Ahissar, 2006). In the current study, the RB and II stimuli were very similar, and the categorization tasks were identical. This would suggest that both tasks should be similarly affected by challenges in auditory processing, as suggested by the phonological deficit hypothesis (Share, 2021; Stanovich, 1988; Tallal, 1980; Witton et al., 2020; Zoccolotti, 2022) and the anchoring deficit hypothesis (Ahissar, 2007; Ahissar et al., 2006). However, the requirements of learning differed for RB and II categories—RB categories required processing of specific dimensional information (e.g., temporal modulation rate), whereas II categories may have relied more on general similarity. With this interpretation, our results are consistent with the prior work on auditory processing deficits that depend on task demands—when the task required specific dimension processing (RB), performance was impaired, but when the task required more general similarity (II), performance was spared.

It is unclear how this view might account for the different patterns of results in children in the current study and adults in prior work (Gabay et al., 2023). Because prior work focused on auditory processing differences in children (Banai & Ahissar, 2006), it is unclear how auditory processing in tasks with distinct demands may change across development. In future work, it will be necessary to examine the extent to which auditory memory differences in children and adults with dyslexia might contribute to their distinct learning patterns.

### **Learning Strategies in Children**

Many children in the current study persisted with exploratory/guessing strategies. This is in line with prior work where children tend to perseverate with suboptimal RB strategies in II tasks or use exploratory/guessing strategies during RB and II learning (Miles et al., 2014; Rabi & Minda, 2014; Reetzke et al., 2016; Roark & Holt, 2019; Roark et al., 2023). Children tend to solve problems differently from adults (Blanco & Sloutsky, 2019, 2021b; Blanco et al., 2023; Cohen et al., 2002; Liquin & Gopnik, 2022; Rabi & Minda, 2014; Roark & Holt, 2019; Roark et al., 2023). Specifically, due to development of selective attention mechanisms, whereas adults are likely to

selectively attend to task-relevant features to optimize performance, children distribute their attention across multiple features, even when they are not necessarily relevant for the task (Blanco & Sloutsky, 2021a; Deng & Sloutsky, 2016; Plebanek & Sloutsky, 2017; Sloutsky & Fisher, 2004, 2011). This pattern of attention has obvious negative consequences for RB learning, where performance is impaired if children do not selectively attend to the relevant dimension (Reetzke et al., 2016; Roark et al., 2023), but can be helpful in other contexts, such as remembering information that was task-irrelevant (Sloutsky & Fisher, 2004) or switching attention when previously irrelevant information becomes relevant (Blanco & Sloutsky, 2021a).

Even though most adults can find optimal strategies in tasks like these (Roark & Chandrasekaran, 2023; Roark et al., 2021), not all learners find optimal strategies. Some learners (whether children or adults) may perform moderately well with a suboptimal or exploratory strategy. As such, while we focused on cases where participants used the optimal strategy, it is also meaningful that children with and without dyslexia primarily used exploratory/guessing strategies during these tasks. Future work should examine possible manipulations to help children find optimal strategies and whether these manipulations may be more or less effective in typically developing children compared to children with dyslexia.

### **Limitations**

We conducted these auditory learning experiments with children online. While recent research has demonstrated that in-person findings of auditory learning and perception generally replicate in online conditions (Mok et al., 2023; Roark et al., 2021, 2022; Zhao et al., 2022), this has not yet been tested in children. It is possible that children are much more susceptible than adults to distractions or other technological challenges posed by an online environment. Though overall learning performance ranges differed across individuals in the current study, many individuals struggled to learn. At least some of these learning difficulties may have been due to learning in an online environment in the child's home. However, it is important to note that the learning performance observed here is comparable to prior studies of auditory learning where children and experimenters were physically in the room together (Huang-Pollock et al., 2011; Reetzke et al., 2016; Roark & Holt, 2019). Future work should focus on validating auditory perception and learning methods in online environments in children and directly test whether the current results replicate in groups of children tested in in-person contexts.

We are somewhat limited here in explaining the source of learning difficulties in these groups of children.

Learning outcomes were not significantly related to age, most reading scores, or nonverbal IQ scores. We did not measure children's environments during learning (e.g., presence of others, presence of distractors, etc.). While we can only speculate about the role of the learning environment on learning outcomes, it is important to acknowledge that presence of distractors and even visual complexity impairs learning in classroom environments (Fisher et al., 2014; Godwin et al., 2022) and book reading contexts (Eng et al., 2020). Future research should directly measure the impact on room environmental complexity and distraction on category learning in children in online environments.

Finally, we were limited in our statistical power to observe a small or moderate-size interaction between group (Dyslexia, Control) and category type (RB, II) on learning outcomes. Based on our sample size of 25 participants in each group, we had sufficient power to detect a large interaction between these variables. While we did not observe a statistically significant interaction and the observed interaction effect size was small, subsequent exploratory analyses revealed different effects of group depending on the task. Specifically, while children with dyslexia did not perform significantly differently from controls when learning II categories, they performed significantly worse when learning RB categories. We stress the importance of not overinterpreting these separate results given the lack of a significant interaction. However, future work can better tease apart the potential interaction with a higher powered sample. As this is the first study to examine RB and II category learning in children with dyslexia, it provides the groundwork for future studies to explore this question in greater depth.

### **Theoretical Implications**

These results have important implications for our theoretical understanding of dyslexia and particularly demonstrate that dyslexia affects auditory category learning differently in children and adults. Auditory category learning involves mapping sounds to category labels either by mapping sound-to-rule (RB) via declarative RB processes or sound-to-response (II) via associative or procedural learning processes. As such, comparing RB and II category learning can adjudicate between conflicting theoretical hypotheses that suggest either general auditory processing deficits (e.g., Share, 2021; Stanovich, 1988; Tallal, 1980; Zoccolotti, 2022) or specific procedural learning deficits in dyslexia (e.g., Lum et al., 2013; Nicolson & Fawcett, 2007; Nicolson et al., 2010; Ullman, 2004; Ullman et al., 2020).

Overall, we found that children have distinctly different patterns from adults who demonstrate specific

procedural learning deficits (II learning is impaired and RB learning is unaffected; Gabay et al., 2023; Sperling et al., 2004). Though we failed to observe a significant interaction between group and category type, exploratory post hoc analyses suggested that if children with dyslexia have learning differences from typically developing children, RB learning may be more impacted than II learning. This is the opposite pattern of what has previously been found in adults.

As such, our results do not provide support for the Procedural Deficit Hypothesis in auditory category learning in children with dyslexia. Instead, our results suggest that development of cognitive abilities that impact general learning abilities interacts with the effects of dyslexia. Additional work is needed to identify the developmental trajectory of RB and II category learning abilities (preferably in the same individuals over time) and how this relates to reading abilities.

### **Conclusions**

In all, we found that children with dyslexia do not demonstrate the same selective deficits in category learning as adults with dyslexia. While adults with dyslexia are selectively impaired at finding procedural strategies and learning II categories, children with dyslexia have especially pronounced difficulties finding RB strategies and learning RB categories. These results suggest that auditory category learning is impacted in dyslexia *and* across development and that as they age, individuals with dyslexia may develop compensatory strategies that enable a preservation of RB learning.

### **Author Contributions**

**Casey L. Roark:** Conceptualization, Data curation, Formal analysis, Methodology, Project administration, Software, Validation, Visualization, Writing – original draft. **Vishal Thakkar:** Investigation, Data curation, Project administration, Writing – review & editing. **Bharath Chandrasekaran:** Conceptualization, Funding acquisition, Resources, Writing – review & editing. **Tracy M. Centanni:** Conceptualization, Funding acquisition, Resources, Writing – review & editing.

### **Data Availability Statement**

Stimuli and data are publicly accessible through the Open Science Framework: <https://doi.org/10.17605/OSF.IO/BH62T>.

## Acknowledgments

This research was supported by the National Institute on Deafness and Other Communication Disorders Grant R01DC013315A1 (awarded to B.C.) and private funding from Helen Abadzi.

## References

- Ahissar, M. (2007). Dyslexia and the anchoring-deficit hypothesis. *Trends in Cognitive Sciences*, *11*(11), 458–465. <https://doi.org/10.1016/j.tics.2007.08.015>
- Ahissar, M., Lubin, Y., Putter-Katz, H., & Banai, K. (2006). Dyslexia and the failure to form a perceptual anchor. *Nature Neuroscience*, *9*(12), 1558–1564. <https://doi.org/10.1038/nn1800>
- Anwyl-Irvine, A. L., Massonnié, J., Flitton, A., Kirkham, N., & Evershed, J. K. (2020). Gorilla in our midst: An online behavioral experiment builder. *Behavior Research Methods*, *52*(1), 388–407. <https://doi.org/10.3758/s13428-019-01237-x>
- Ashby, F. G., Alfonso-Reese, L. A., Turken, A. U., & Waldron, E. M. (1998). A neuropsychological theory of multiple systems in category learning. *Psychological Review*, *105*(3), 442–481. <https://doi.org/10.1037/0033-295x.105.3.442>
- Ashby, F. G., & Gott, R. E. (1988). Decision rules in the perception and categorization of multidimensional stimuli. *Journal of Experimental Psychology: Learning, Memory, and Cognition*, *14*(1), 33–53. <https://doi.org/10.1037//0278-7393.14.1.33>
- Ashby, F. G., & Maddox, W. T. (1992). Complex decision rules in categorization: Contrasting novice and experienced performance. *Journal of Experimental Psychology: Human Perception and Performance*, *18*(1), 50–71. <https://doi.org/10.1037/0096-1523.18.1.50>
- Banai, K., & Ahissar, M. (2006). Auditory processing deficits in dyslexia: Task or stimulus related? *Cerebral Cortex*, *16*(12), 1718–1728. <https://doi.org/10.1093/cercor/bhj107>
- Banai, K., & Ahissar, M. (2018). Poor sensitivity to sound statistics impairs the acquisition of speech categories in dyslexia. *Language, Cognition and Neuroscience*, *33*(3), 321–332. <https://doi.org/10.1080/23273798.2017.1408851>
- Blanco, N. J., & Sloutsky, V. M. (2019). Adaptive flexibility in category learning? Young children exhibit smaller costs of selective attention than adults. *Developmental Psychology*, *55*(10), 2060–2076. <https://doi.org/10.1037/dev0000777>
- Blanco, N. J., & Sloutsky, V. M. (2021a). Attentional mechanisms drive systematic exploration in young children. *Cognition*, *202*, Article 104327. <https://doi.org/10.1016/j.cognition.2020.104327>
- Blanco, N. J., & Sloutsky, V. M. (2021b). Systematic exploration and uncertainty dominate young children's choices. *Developmental Science*, *24*(2), Article e13026. <https://doi.org/10.1111/desc.13026>
- Blanco, N. J., Turner, B. M., & Sloutsky, V. M. (2023). The benefits of immature cognitive control: How distributed attention guards against learning traps. *Journal of Experimental Child Psychology*, *226*, Article 105548. <https://doi.org/10.1016/j.jecp.2022.105548>
- Boets, B., Op de Beeck, H. P., Vandermosten, M., Scott, S. K., Gillebert, C. R., Mantini, D., Bulthé, J., Sunaert, S., Wouters, J., & Ghesquière, P. (2013). Intact but less accessible phonetic representations in adults with dyslexia. *Science*, *342*(6163), 1251–1254. <https://doi.org/10.1126/science.1244333>
- Castles, A., Rastle, K., & Nation, K. (2018). Ending the reading wars: Reading acquisition from novice to expert. *Psychological Science in the Public Interest*, *19*(1), 5–51. <https://doi.org/10.1177/1529100618772271>
- Centanni, T. M., Pantazis, D., Truong, D. T., Gruen, J. R., Gabrieli, J. D. E., & Hogan, T. P. (2018). Increased variability of stimulus-driven cortical responses is associated with genetic variability in children with and without dyslexia. *Developmental Cognitive Neuroscience*, *34*, 7–17. <https://doi.org/10.1016/j.dcn.2018.05.008>
- Chandrasekaran, B., Yi, H.-G., & Maddox, W. T. (2014). Dual-learning systems during speech category learning. *Psychonomic Bulletin & Review*, *21*(2), 488–495. <https://doi.org/10.3758/s13423-013-0501-5>
- Cohen, A. O., Phaneuf, C. V., Rosenbaum, G. M., Glover, M. M., Avallone, K. N., Shen, X., & Hartley, C. A. (2002). Reward-motivated memories influence new learning across development. *Learning & Memory*, *29*(11), 421–429. <https://doi.org/10.1101/lm.053595.122>
- Deng, W. (S.), & Sloutsky, V. M. (2016). Selective attention, diffused attention, and the development of categorization. *Cognitive Psychology*, *91*, 24–62. <https://doi.org/10.1016/j.cogpsych.2016.09.002>
- Donkin, C., Newell, B. R., Kalish, M., Dunn, J. C., & Nosofsky, R. M. (2014). Identifying strategy use in category learning tasks: A case for more diagnostic data and models. *Journal of Experimental Psychology: Learning, Memory, and Cognition*, *41*(4), 933–948. <https://doi.org/10.1037/xlm0000083>
- Edmunds, C. E. R., Milton, F., & Wills, A. J. (2018). Due process in dual process: Model-recovery simulations of decision-bound strategy analysis in category learning. *Cognitive Science*, *42*(S3), 833–860. <https://doi.org/10.1111/cogs.12607>
- Ell, S. W., & Ashby, F. G. (2006). The effects of category overlap on Information-Integration and Rule-Based category learning. *Perception & Psychophysics*, *68*(6), 1013–1026. <https://doi.org/10.3758/bf03193362>
- Eng, C. M., Godwin, K. E., & Fisher, A. V. (2020). Keep it simple: Streamlining book illustrations improves attention and comprehension in beginning readers. *npj Science of Learning*, *5*(1), Article 14. <https://doi.org/10.1038/s41539-020-00073-5>
- Fisher, A. V., Godwin, K. E., & Seltman, H. (2014). Visual environment, attention allocation, and learning in young children: When too much of a good thing may be bad. *Psychological Science*, *25*(7), 1362–1370. <https://doi.org/10.1177/0956797614533801>
- Gabay, Y. (2021). Delaying feedback compensates for impaired reinforcement learning in developmental dyslexia. *Neurobiology of Learning and Memory*, *185*, Article 107518. <https://doi.org/10.1016/j.nlm.2021.107518>
- Gabay, Y., & Holt, L. L. (2015). Incidental learning of sound categories is impaired in developmental dyslexia. *Psychological Science*, *73*, 131–143. <https://doi.org/10.1016/j.cortex.2015.08.008>
- Gabay, Y., Roark, C. L., & Holt, L. L. (2023). Impaired and spared auditory category learning in developmental dyslexia. *Psychological Science*, *34*(4), 468–480. <https://doi.org/10.1177/09567976231151581>
- Gabay, Y., Thiessen, E. D., & Holt, L. L. (2015). Impaired statistical learning in developmental dyslexia. *Journal of Speech, Language, and Hearing Research*, *58*(3), 934–945. [https://doi.org/10.1044/2015\\_jslhr-1-14-0324](https://doi.org/10.1044/2015_jslhr-1-14-0324)
- Gabay, Y., Vakil, E., Schiff, R., & Holt, L. L. (2015). Probabilistic category learning in developmental dyslexia: Evidence from feedback and paired-associate weather prediction tasks. *Neuropsychology*, *29*(6), 844–854. <https://doi.org/10.1037/neu0000194>

- Gertsovski, A., & Ahissar, M. (2022). Reduced learning of sound categories in dyslexia is associated with reduced regularity-induced auditory cortex adaptation. *The Journal of Neuroscience*, 42(7), 1328–1342. <https://doi.org/10.1523/jneurosci.1533-21.2021>
- Godwin, K. E., Leroux, A. J., Scupelli, P., & Fisher, A. V. (2022). Classroom design and children's attention allocation: Beyond the laboratory and into the classroom. *Mind, Brain, and Education*, 16(3), 239–251. <https://doi.org/10.1111/mbe.12319>
- Holt, L. L., & Lotto, A. J. (2006). Cue weighting in auditory categorization: Implications for first and second language acquisition. *The Journal of the Acoustical Society of America*, 119(5), 3059–3071. <https://doi.org/10.1121/1.2188377>
- Hornickel, J., & Kraus, N. (2013). Unstable representation of sound: A biological marker of dyslexia. *The Journal of Neuroscience*, 33(8), 3500–3504. <https://doi.org/10.1523/jneurosci.4205-12.2013>
- Huang-Pollock, C. L., Maddox, W. T., & Karalunas, S. L. (2011). Development of implicit and explicit category learning. *Journal of Experimental Child Psychology*, 109(3), 321–335. <https://doi.org/10.1016/j.jecp.2011.02.002>
- Jones, P. R., & Dekker, T. M. (2018). The development of perceptual averaging: Learning what to do, not just how to do it. *Developmental Science*, 21(3), Article e12584. <https://doi.org/10.1111/desc.12584>
- Kaufman, A. S., & Kaufman, N. L. (2004). *Kaufman Brief Intelligence Test—Second Edition*. American Guidance Services.
- Kuhl, P. K. (2000). A new view of language acquisition. *Proceedings of the National Academy of Sciences of the United States of America*, 97(22), 11850–11857. <https://doi.org/10.1073/pnas.97.22.11850>
- Kuhl, P. K., Williams, K. A., Lacerda, F., Stevens, K. N., & Lindblom, B. (1992). Linguistic experience alters phonetic perception in infants by 6 months of age. *Science*, 255(5044), 606–608. <https://doi.org/10.1126/science.1736364>
- Lieberman, A. M., Cooper, F. S., Shankweiler, D. P., & Studdert-Kennedy, M. (1967). Perception of the speech code. *Psychological Review*, 74(6), 431–461. <https://doi.org/10.1037/h0020279>
- Liquin, E. G., & Gopnik, A. (2022). Children are more exploratory and learn more than adults in an approach-avoid task. *Cognition*, 218, Article 104940. <https://doi.org/10.1016/j.cognition.2021.104940>
- Liu, R., & Holt, L. L. (2011). Neural changes associated with nonspeech auditory category learning parallel those of speech category acquisition. *Journal of Cognitive Neuroscience*, 23(3), 683–698. <https://doi.org/10.1162/jocn.2009.21392>
- Lum, J. A. G., Ullman, M. T., & Conti-Ramsden, G. (2013). Procedural learning is impaired in dyslexia: Evidence from a meta-analysis of serial reaction time studies. *Research in Developmental Disabilities*, 34(10), 3460–3476. <https://doi.org/10.1016/j.ridd.2013.07.017>
- Massarwe, A. O., Nissan, N., & Gabay, Y. (2022). Atypical reinforcement learning in developmental dyslexia. *Journal of the International Neuropsychological Society*, 28(3), 270–280. <https://doi.org/10.1017/s1355617721000266>
- Miles, S. J., Matsuki, K., & Minda, J. P. (2014). Continuous executive function disruption interferes with application of an Information Integration categorization strategy. *Attention, Perception, & Psychophysics*, 76(5), 1318–1334. <https://doi.org/10.3758/s13414-014-0657-8>
- Minda, J. P., Desroches, A. S., & Church, B. A. (2008). Learning rule-described and non-rule-described categories: A comparison of children and adults. *Journal of Experimental Psychology: Learning, Memory, and Cognition*, 34(6), 1518–1533. <https://doi.org/10.1037/a0013355>
- Mok, B. A., Viswanathan, V., Borjigin, A., Singh, R., Kafi, H., & Bharadwaj, H. M. (2023). Web-based psychoacoustics: Hearing screening, infrastructure, and validation. *Behavior Research Methods*. Advance online publication. <https://doi.org/10.3758/s13428-023-02101-9>
- Myers, E. B., & Swan, K. (2012). Effects of category learning on neural sensitivity to non-native phonetic categories. *Journal of Cognitive Neuroscience*, 24(8), 1695–1708. [https://doi.org/10.1162/jocn\\_a\\_00243](https://doi.org/10.1162/jocn_a_00243)
- Neef, N. E., Müller, B., Liebig, J., Schaadt, G., Grigutsch, M., Gunter, T. C., Wilcke, A., Kirsten, H., Skeide, M. A., Kraft, I., Kraus, N., Emmrich, F., Brauer, J., Boltze, J., & Friederici, A. D. (2017). Dyslexia risk gene relates to representation of sound in the auditory brainstem. *Developmental Cognitive Neuroscience*, 24, 63–71. <https://doi.org/10.1016/j.dcn.2017.01.008>
- Newell, B. R., Dunn, J. C., & Kalish, M. (2011). Systems of category learning: Fact or fantasy? *Psychology of Learning and Motivation*, 54, 167–215. <https://doi.org/10.1016/b978-0-12-385527-5.00006-1>
- Nicolson, R. I., & Fawcett, A. J. (2007). Procedural learning difficulties: Reuniting the developmental disorders? *Trends in Neurosciences*, 30(4), 135–141. <https://doi.org/10.1016/j.tins.2007.02.003>
- Nicolson, R. I., Fawcett, A. J., Brookes, R. L., & Needle, J. (2010). Procedural learning and dyslexia. *Dyslexia*, 16(3), 194–212. <https://doi.org/10.1002/dys.408>
- Nosofsky, R. M., Sanders, C. A., & McDaniel, M. A. (2018). Tests of an exemplar-memory model of classification learning in a high-dimensional natural-science category domain. *Journal of Experimental Psychology: General*, 147(3), 328–353. <https://doi.org/10.1037/xge0000369>
- Plebanek, D. J., & Sloutsky, V. M. (2017). Costs of selective attention: When children notice what adults miss. *Psychological Science*, 28(6), 723–732. <https://doi.org/10.1177/0956797617693005>
- Rabi, R., Miles, S. J., & Minda, J. P. (2015). Learning categories via rules and similarity: Comparing adults and children. *Journal of Experimental Child Psychology*, 131, 149–169. <https://doi.org/10.1016/j.jecp.2014.10.007>
- Rabi, R., & Minda, J. P. (2014). Rule-Based category learning in children: The role of age and executive functioning. *PLOS ONE*, 9(1), Article e85316. <https://doi.org/10.1371/journal.pone.0085316>
- Reetzke, R., Maddox, W. T., & Chandrasekaran, B. (2016). The role of age and executive function in auditory category learning. *Journal of Experimental Child Psychology*, 142, 48–65. <https://doi.org/10.1016/j.jecp.2015.09.018>
- Roark, C. L., & Chandrasekaran, B. (2023). Stable, flexible, common, and distinct behaviors support Rule-Based and Information–Integration category learning. *npj Science of Learning*, 8(1), Article 14. <https://doi.org/10.1038/s41539-023-00163-0>
- Roark, C. L., & Holt, L. L. (2019). Auditory Information–Integration category learning in young children and adults. *Journal of Experimental Child Psychology*, 188, Article 104673. <https://doi.org/10.1016/j.jecp.2019.104673>
- Roark, C. L., Lehet, M. I., Dick, F., & Holt, L. L. (2022). The representational glue for incidental category learning is alignment with task-relevant behavior. *Journal of Experimental Psychology: Learning, Memory, and Cognition*, 48(6), 769–784. <https://doi.org/10.1037/xlm0001078>
- Roark, C. L., Lescht, E., Hampton Wray, A., & Chandrasekaran, B. (2023). Auditory and visual category learning in children and adults. *Developmental Psychology*, 59(5), 963–975. <https://doi.org/10.1037/dev0001525>

- Roark, C. L., Paulon, G., Sarkar, A., & Chandrasekaran, B. (2021). Comparing perceptual category learning across modalities in the same individuals. *Psychonomic Bulletin & Review*, 28(3), 898–909. <https://doi.org/10.3758/s13423-021-01878-0>
- Schmalz, X., Altoè, G., & Mulatti, C. (2017). Statistical learning and dyslexia: A systematic review. *Annals of Dyslexia*, 67(2), 147–162. <https://doi.org/10.1007/s11881-016-0136-0>
- Schönwiesner, M., & Zatorre, R. J. (2009). Spectro-temporal modulation transfer function of single voxels in the human auditory cortex measured with high-resolution fMRI. *Proceedings of the National Academy of Sciences*, 106(34), 14611–14616. <https://doi.org/10.1073/pnas.0907682106>
- Schwarz, G. (1978). Estimating the dimension of a model. *The Annals of Statistics*, 6(2), 461–464. <https://doi.org/10.1214/aos/1176344136>
- Share, D. L. (2021). Common misconceptions about the phonological deficit theory of dyslexia. *Brain Sciences*, 11(11), Article 1510. <https://doi.org/10.3390/brainsci11111510>
- Shaywitz, S. E. (1996). Dyslexia. *Scientific American*, 275(5), 98–104. <https://doi.org/10.1038/scientificamerican1196-98>
- Sigurdardottir, H. M., Danielsdottir, H. B., Gudmundsdottir, M., Hjartarson, K. H., Thorarindottir, E. A., & Kristjánsson, Á. (2017). Problems with visual statistical learning in developmental dyslexia. *Scientific Reports*, 7(1), Article 606. <https://doi.org/10.1038/s41598-017-00554-5>
- Sloutsky, V. M., & Fisher, A. V. (2004). When development and learning decrease memory: Evidence against category-based induction in children. *Psychological Science*, 15(8), 553–558. <https://doi.org/10.1111/j.0956-7976.2004.00718.x>
- Sloutsky, V. M., & Fisher, A. V. (2011). The development of categorization. In B. H. Ross (Ed.), *The psychology of learning and motivation: Advances in research and theory* (pp. 141–166). Elsevier Academic Press.
- Snowling, M. J. (2013). Early identification and interventions for dyslexia: A contemporary view. *Journal of Research in Special Educational Needs*, 13(1), 7–14. <https://doi.org/10.1111/j.1471-3802.2012.01262.x>
- Snowling, M. J., Hulme, C., & Nation, K. (2020). Defining and understanding dyslexia: Past, present and future. *Oxford Review of Education*, 46(4), 501–513. <https://doi.org/10.1080/03054985.2020.1765756>
- Sperling, A. J., Lu, Z.-L., & Manis, F. R. (2004). Slower implicit categorical learning in adult poor readers. *Annals of Dyslexia*, 54(2), 281–303. <https://doi.org/10.1007/s11881-004-0014-z>
- Staels, E., & Van den Broeck, W. (2015). No solid empirical evidence for the SOLID (Serial Order Learning Impairment) hypothesis of dyslexia. *Journal of Experimental Psychology: Learning, Memory, and Cognition*, 41(3), 650–669. <https://doi.org/10.1037/xlm0000054>
- Stanovich, K. E. (1988). Explaining the differences between the dyslexic and the garden-variety poor reader: The phonological-core variable-difference model. *Journal of Learning Disabilities*, 21(10), 590–604. <https://doi.org/10.1177/002221948802101003>
- Swingle, D. (2005). Statistical clustering and the contents of the infant vocabulary. *Cognitive Psychology*, 50(1), 86–132. <https://doi.org/10.1016/j.cogpsych.2004.06.001>
- Tallal, P. (1980). Auditory temporal perception, phonics, and reading disabilities in children. *Brain and Language*, 9(2), 182–198. [https://doi.org/10.1016/0093-934X\(80\)90139-X](https://doi.org/10.1016/0093-934X(80)90139-X)
- Torgesen, J. K., Wagner, R. K., & Rashotte, C. A. (2012). *Test of Word Reading Efficiency—Second Edition*. Pro-Ed.
- Ullman, M. T. (2004). Contributions of memory circuits to language: The declarative/procedural model. *Cognition*, 92(1–2), 231–270. <https://doi.org/10.1016/j.cognition.2003.10.008>
- Ullman, M. T., Earle, F. S., Walenski, M., & Janacek, K. (2020). The neurocognition of developmental disorders of language. *Annual Review of Psychology*, 71(1), 389–417. <https://doi.org/10.1146/annurev-psych-122216-011555>
- Vandermosten, M., Boets, B., Luts, H., Poelmans, H., Golestani, N., Wouters, J., & Ghesquière, P. (2010). Adults with dyslexia are impaired in categorizing speech and nonspeech sounds on the basis of temporal cues. *Proceedings of the National Academy of Sciences*, 107(23), 10389–10394. <https://doi.org/10.1073/pnas.0912858107>
- Vicari, S., Finzi, A., Menghini, D., Marotta, L., Baldi, S., & Petrosini, L. (2005). Do children with developmental dyslexia have an implicit learning deficit? *Journal of Neurology, Neurosurgery, and Psychiatry*, 76(10), 1392–1397. <https://doi.org/10.1136/jnnp.2004.061093>
- West, G., Clayton, F. J., Shanks, D. R., & Hulme, C. (2019). Procedural and declarative learning in dyslexia. *Dyslexia*, 25(3), 246–255. <https://doi.org/10.1002/dys.1615>
- West, G., Vadillo, M. A., Shanks, D. R., & Hulme, C. (2018). The procedural learning deficit hypothesis of language learning disorders: We see some problems. *Developmental Science*, 21(2), Article e12552. <https://doi.org/10.1111/desc.12552>
- West, G., Vadillo, M. A., Shanks, D. R., & Hulme, C. (2019). The procedural deficit hypothesis of language learning disorders: We still see some serious problems. *Developmental Science*, 22(4), Article e12813. <https://doi.org/10.1111/desc.12813>
- Wickens, T. D. (1982). *Models for behavior: Stochastic processes in psychology*. W. H. Freeman.
- Wiener, S., Murphy, T. K., Goel, A., Christel, M. G., & Holt, L. L. (2019). Incidental learning of non-speech auditory analogs scaffolds second language learners' perception and production of Mandarin lexical tones. *Proceedings of the International Congress of Phonetic Sciences*, 1699–1703.
- Witton, C., Swoboda, K., Shapiro, L. R., & Talcott, J. B. (2020). Auditory frequency discrimination in developmental dyslexia: A meta-analysis. *Dyslexia*, 26(1), 36–51. <https://doi.org/10.1002/dys.1645>
- Wolf, M., & Denckla, M. B. (2005). *Examiner's manual: The Rapid Automatized Naming and Rapid Alternating Stimulus tests*. Pro-Ed.
- Woodcock, R. W. (2011). *Woodcock Reading Mastery Tests—Third Edition: WRMT-III*. Pearson.
- Woolley, S. M. N., Fremouw, T. E., Hsu, A., & Theunissen, F. E. (2005). Tuning for spectro-temporal modulations as a mechanism for auditory discrimination of natural sounds. *Nature Neuroscience*, 8(10), 1371–1379. <https://doi.org/10.1038/nn1536>
- Yi, H.-G., & Chandrasekaran, B. (2016). Auditory categories with separable decision boundaries are learned faster with full feedback than with minimal feedback. *The Journal of the Acoustical Society of America*, 140(2), 1332–1335. <https://doi.org/10.1121/1.4961163>
- Zhao, S., Brown, C. A., Holt, L. L., & Dick, F. (2022). Robust and efficient online auditory psychophysics. *Trends in Hearing*, 26, Article 233121652211187. <https://doi.org/10.1177/23312165221118792>
- Zoccolotti, P. (2022). Success is not the entire story for a scientific theory: The case of the phonological deficit theory of dyslexia. *Brain Sciences*, 12(4), Article 425. <https://doi.org/10.3390/brainsci12040425>