

Review

Cite this article: Hawley DM, Gibson AK, Townsend AK, Craft ME, Stephenson JF (2021). Bidirectional interactions between host social behaviour and parasites arise through ecological and evolutionary processes. *Parasitology* **148**, 274–288. <https://doi.org/10.1017/S0031182020002048>

Received: 30 June 2020
Revised: 14 October 2020
Accepted: 15 October 2020
First published online: 23 October 2020


Key words:

Avoidance behaviour; behavioural ecology; disease ecology; epidemiology; evolutionary parasitology; host–parasite coevolution; parasite transmission; parasite-induced behavioural plasticity; sickness behaviour; social behaviour

Author for correspondence:

Dana M. Hawley,
E-mail: Hawleyd@vt.edu

Bidirectional interactions between host social behaviour and parasites arise through ecological and evolutionary processes

Dana M. Hawley¹ , Amanda K. Gibson², Andrea K. Townsend³, Meggan E. Craft⁴ and Jessica F. Stephenson⁵

¹Department of Biological Sciences, Virginia Tech, Blacksburg, VA 24061, USA; ²Department of Biology, University of Virginia, Charlottesville, VA 22903, USA; ³Department of Biology, Hamilton College, Clinton, NY 13323, USA; ⁴Department of Veterinary Population Medicine and Department of Ecology, Evolution and Behavior, University of Minnesota, St Paul, MN 55108, USA and ⁵Department of Biological Sciences, University of Pittsburgh, Pittsburgh, PA 15260, USA

Abstract

An animal's social behaviour both influences and changes in response to its parasites. Here we consider these bidirectional links between host social behaviours and parasite infection, both those that occur from ecological vs evolutionary processes. First, we review how social behaviours of individuals and groups influence ecological patterns of parasite transmission. We then discuss how parasite infection, in turn, can alter host social interactions by changing the behaviour of both infected and uninfected individuals. Together, these ecological feedbacks between social behaviour and parasite infection can result in important epidemiological consequences. Next, we consider the ways in which host social behaviours evolve in response to parasites, highlighting constraints that arise from the need for hosts to maintain benefits of sociality while minimizing fitness costs of parasites. Finally, we consider how host social behaviours shape the population genetic structure of parasites and the evolution of key parasite traits, such as virulence. Overall, these bidirectional relationships between host social behaviours and parasites are an important yet often underappreciated component of population-level disease dynamics and host–parasite coevolution.

Introduction

Social behaviours, which serve key roles in parasite transmission, can both influence and respond to parasite infection through ecological and evolutionary processes (Fig. 1; Ezenwa *et al.*, 2016a). While past work has documented diverse ways in which an animal's social behaviours influence parasite ecology (Fig. 1A), the ability of parasites to, in turn, alter host social behaviours *via* ecological (Fig. 1B) or evolutionary (Fig. 1C) processes has been understudied relative to predators, the other major class of natural enemy (Krause and Ruxton, 2002). Further, the role of host social behaviours in driving the evolution of parasite traits (Fig. 1D) such as virulence and host range has received surprisingly little attention (Schmid-Hempel, 2017). Given the importance of social behaviours for the transmission, and thus fitness, of diverse types of parasites, understanding the ways in which parasites and host social behaviours interact is critical for predicting both parasite evolution (Schmid-Hempel, 2017), and disease dynamics at population scales (Ezenwa *et al.*, 2016a).

Here we consider the key bidirectional interactions, both ecological and evolutionary, that occur between parasites and host social behaviours, which we define broadly as any direct behavioural interaction between conspecifics (Box 1). Work to date has shown that host social behaviours can be important yet complex drivers of parasite risk through ecological processes (Fig. 1; Arrow A; Altizer *et al.*, 2003; Schmid-Hempel, 2017). For example, social behaviours such as gregariousness (Box 1) can increase the probability or extent of parasitism by bringing hosts into close proximity (Rifkin *et al.*, 2012), but gregariousness can also augment the ability of hosts to resist or tolerate parasites and pathogens once exposed (Ezenwa *et al.*, 2016b). Parasite infection, in turn, can have reciprocal and far-reaching ecological effects on animal social behaviours (Arrow B), both by altering the social behaviours of infected hosts (e.g. Lopes *et al.*, 2016) and, in some cases, the uninfected conspecifics with which they interact (e.g. Behringer *et al.*, 2006). In addition to these ecological processes, parasites can influence animal social behaviours *via* evolutionary mechanisms (Arrow C) by driving selection on group size and avoidance behaviours that help to ameliorate the costs associated with a heightened risk of parasitism for highly social individuals (e.g. Loehle, 1995; Buck *et al.*, 2018). Finally, social behaviours of hosts are predicted to exert strong selection on traits of parasites (Arrow D) given the importance of these host behaviours for parasite fitness (i.e. spread and long-term persistence). Thus, we end by considering how host social behaviours might shape the genetic structure of parasite populations and the evolution of parasite traits (Arrow D).

Given the vast literature on host social behaviours and parasites, we do not attempt an exhaustive review, but instead selectively synthesize key concepts in the field and exciting

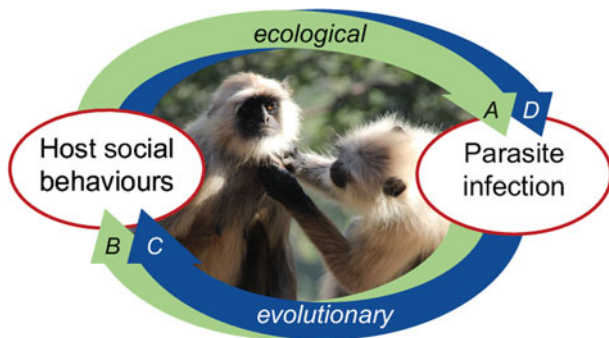


Fig. 1. Host social behaviours influence and respond to parasites *via* both ecological (light green arrows) and evolutionary (dark blue arrows) processes. In terms of *ecological processes*, social behaviours such as allogrooming can influence exposure and physiological responses to parasites (A). In turn, parasite infection can alter social behaviours of actively infected hosts and their uninfected conspecifics (e.g. allogrooming given or received) (B). In terms of *evolutionary processes*, parasites can shape the evolution of group size and relative investment in parasite avoidance behaviours such as allogrooming (C). Host social behaviours such as allogrooming can also exert selection on parasite traits like virulence by altering host connectedness (D). Inset picture: Gray langur (*Semnopithecus* sp.): https://commons.wikimedia.org/wiki/File:Monkeys_Grooming.jpg

new findings or perspectives. We structure our review by considering ecological and evolutionary processes independently, but we note that these processes will show considerable overlap and feedback. Importantly, ecological processes for hosts often occur on timescales relevant for parasite evolution. Thus, we end our review with a brief discussion of ecological-evolutionary feedbacks

Box 1. Glossary of terms commonly used throughout the paper (note that this list is not exhaustive but includes terms for which definitions sometimes vary across contexts).

Gregariousness/sociality: Used interchangeably to describe the tendency to associate with conspecifics in social groups. The temporal stability of group associations can be highly variable across taxa.

Infection intensity: The number of parasites of a certain type in a single infected host.

Modularity: The degree of substructuring or subdivisions within and among social groups in a given interaction network.

Parasite/pathogen: Used interchangeably to represent organisms that live on or within hosts, deriving benefit while reducing the fitness of their hosts.

Social behaviour: Defined here broadly as behavioural interactions that occur among conspecifics and vary in duration (Blumstein *et al.*, 2010). These interactions can be 'negative' (e.g. aggression, avoidance) or 'positive' (e.g. allogrooming, affiliation) in nature (Hofmann *et al.*, 2014), and can occur within or outside the context of discrete social groups. For brevity, we do not discuss mating behaviours in this paper, although they fall within the scope of our definition.

Socially transmitted parasite: Used here to encompass parasitic taxa that spread *via* close contact between host conspecifics over space or time. For our purposes, this includes several types of horizontal transmission (defined broadly as that occurring within a generation): direct contact (touching, biting, etc.), airborne (respiratory) and two indirect modes: fomite (spread *via* surfaces) and environmental, which includes fecal-oral spread (as per Antonovics *et al.*, 2017). For brevity, we do not discuss sexual horizontal transmission.

Susceptibility/Resistance: Used interchangeably to represent a host's physiological ability ('resistance') or lack thereof ('susceptibility') to prevent or eliminate infection by parasites or pathogens.

Tolerance: The ability of hosts to reduce the fitness costs of a given parasite load.

Virulence: The degree of harm that a parasite causes its host, typically measured as reductions in host fitness.

between host social behaviours and parasites. We limit the taxonomic scope of our review to animal hosts, but by defining social behaviours broadly, we discuss concepts and examples that apply to taxa exhibiting a wide degree of sociality (Box 1). Finally, although the COVID-19 pandemic underscores the importance of reciprocal interactions between social behaviours and parasites in humans (e.g. Block *et al.*, 2020), we focus our review on non-human animals for brevity, while recognizing that the concepts discussed here can be extended to all social taxa and their parasites (e.g. Townsend *et al.*, 2020).

Ecology: social behaviours influence and respond to parasite infection

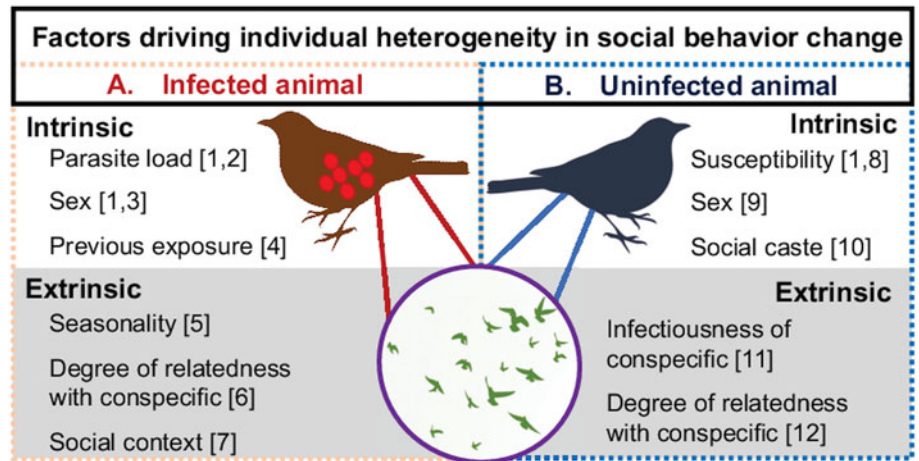
Social behaviours, which by definition bring conspecifics into close proximity, have long been recognized as particularly likely to influence and respond to parasite spread (e.g. Alexander, 1974; Loehle, 1995). In this section, we consider both how social behaviours alter parasite transmission (Arrow A; Fig. 1), and in turn, how parasite infection can dynamically alter host social behaviours (Arrow B). Although it has long been recognized that parasites can alter animal behaviour (reviewed in Moore, 2002), the extent to which parasites influence the social dynamics of hosts *via* ecological processes, and the degree of individual heterogeneity in infection-induced changes in sociality, are only beginning to be uncovered. We focus on this exciting growing area, highlighting potential sources of heterogeneity in parasite-mediated changes in host social behaviours (Fig. 2), and their consequences for epidemiological and coevolutionary feedbacks (Ezenwa *et al.*, 2016a).

Host social behaviours alter parasite ecology (Arrow A)

Parasites spread *via* close contact between conspecifics over time or space (which we term 'socially transmitted parasites' hereafter for simplicity; Box 1) are hypothesized to pose a greater risk for host species that exhibit social behaviours such as group living (Krause and Ruxton, 2002). Classic mathematical models for socially transmitted parasites [e.g. susceptible-infectious-recovered (SIR) compartmental models] often assume that the rate of contact between susceptible and infectious individuals increases with host density (Begon *et al.*, 2002). On a local scale, this results in higher contact rates, and thus parasite transmission, for animals in larger social groups. Indeed, two meta-analyses support the hypothesis that larger social groups generally harbour higher prevalence and/or infection intensity (Box 1) of parasites spanning diverse transmission modes (Rifkin *et al.*, 2012; Patterson and Ruckstuhl, 2013). In contrast, however, there is some evidence that group living can dilute host risk of infection with highly mobile parasites by reducing *per capita* attack rates (the encounter-dilution effect; Côté and Poulin, 1995). The encounter-dilution effect primarily applies to parasites that actively seek hosts by flying or swimming; the likelihood of being singled out by these parasites can decrease with increasing group size (Côté and Poulin, 1995; Patterson and Ruckstuhl, 2013).

Recent work suggests that social group substructure may in some cases be equally or more important than group size in predicting parasite risk (Griffin and Nunn, 2012; Nunn *et al.*, 2015; Sah *et al.*, 2018). If the majority of close social interactions in large groups occur between subsets of individuals (e.g. 'cliques'), this modularity (Box 1) can act as a 'social bottleneck' that contains parasite spread within subgroups and reduces spread to the group at large (e.g. Nunn *et al.*, 2015). In support of this idea, the social networks of eusocial insect colonies can be highly structurally subdivided, and epidemiological models show that this

Fig. 2. Factors both intrinsic and extrinsic to individuals underlie heterogeneity in the extent to which hosts alter social behaviours in the face of infection. Here we list factors that have thus far been shown to influence the degree of parasite-induced social behaviour changes for infected (A) or uninfected (B) hosts, with representative references. While parasite manipulation can also alter social behaviours of infected hosts (A), here we focus solely on behavioural changes hypothesized to be host-mediated. [1] Stephenson (2019); [2] Houde and Torio (1992); [3] Siva-Jothy and Vale (2019); [4] Walker and Hughes (2009); [5] Owen-Ashley and Wingfield (2006); [6] Stockmaier *et al.* (2020b); [7] Lopes *et al.* (2012); [8] Zylberberg *et al.* (2012); [9] Bouwman and Hawley (2010); [10] Stroeymeyt *et al.* (2018); [11] Stephenson *et al.* (2018); [12] Poirotte and Charpentier (2020).



constitutive modularity dampens the transmission of an entomopathogenic fungus within colonies (Stroeymeyt *et al.*, 2018). Similarly, a comparative study of 19 non-human primate species found that higher levels of modularity may help ameliorate the heightened risk of parasite spread in large social groups, as higher modularity was associated with lower parasite richness (Griffin and Nunn, 2012). However, perhaps because of its protective function, social group modularity tends to increase with group size across taxa (Nunn *et al.*, 2015), making it challenging to tease apart whether resulting patterns of parasitism are a function of group size, modularity or both.

Individual variation in social behaviours can also have important effects on transmission risk. As shown through descriptive network approaches that quantify social connections among conspecifics using direct behavioural interactions or physical proximity, individuals that have ties to multiple social ‘cliques’ (VanderWaal *et al.*, 2016) or those highly connected to neighbouring conspecifics (e.g. Bull *et al.*, 2012) can have an increased likelihood of parasite infection (but see Drewe, 2010 for the importance of type and directionality of interactions). Similarly, bold or ‘pro-active’ personality traits, which correlate with social network centrality in some taxa (e.g. Aplin *et al.*, 2013), may influence social parasite transmission: two studies of mammalian species found that bolder individuals had a higher seroprevalence of viruses largely spread *via* aggressive interactions (Natoli *et al.*, 2005; Dizney and Dearing, 2013). While these correlational studies suggest the effects of variation in social behaviour on parasite risk, field studies generally cannot directly elucidate cause and effect (Arrow A *vs* B: does behaviour affect parasites or *vice versa*?). Further, it is challenging to disentangle the relative contributions of individual variation in exposure *vs* susceptibility to field patterns of transmission [VanderWaal and Ezenwa, 2016; see ‘Synthesis: ecological feedbacks between social behaviours and parasite infection’ section], particularly when traits relevant for both exposure and susceptibility can simultaneously be influenced by social context (e.g. Müller-Klein *et al.*, 2019). Experimental studies, while not possible for all host–parasite systems, can isolate the effects of host social behaviour *per se* on parasite transmission risk. For example, Keiser *et al.* (2016) used experimental epidemics to show that bolder female social spiders (*Stegodyphus dumicola*) had a higher risk of acquiring a cuticular microbe. Future studies could examine how individual differences in ‘social personalities’, which are seldom quantified in themselves (e.g. Kulahci *et al.*, 2018), influence the transmission dynamics of socially transmitted parasites.

Overall, the social behaviours of groups and individuals appear to strongly influence parasite transmission risk (Arrow A). However, in order to fully elucidate the effects of social

behaviours on parasite transmission, it is critical to also consider how parasite infection affects host social behaviours (Arrow B), as both processes together will ultimately underlie the dynamics of socially transmitted parasites.

Parasite infection influences host social behaviours (Arrow B)

The way in which parasite infection alters the social behaviours of both infected hosts and their uninfected conspecifics (Arrow B) has received relatively less attention than the effects of social behaviours on parasite risk (Arrow A). This is somewhat surprising given that it has long been recognized that hosts often behave differently during infection (reviewed in Moore, 2002). Changes in social behaviours during infection can broadly result from parasite-mediated manipulation of host behaviours to promote transmission to new hosts (reviewed in Klein, 2003), or from host-mediated behavioural changes, which typically occur from one of three mechanisms: (1) as side-effects of tissue damage or energy needs associated with infection, (2) *via* expression of ‘sickness behaviours’ that are part of a host’s broader, adaptive immunological responses to infection (Hart, 1988), or (3) as active self-isolation to prevent ongoing spread, a behaviour largely seen in eusocial insects (Shorter and Rueppell, 2012). All four possibilities, whether parasite- or host-mediated, can lead to notable changes in social behaviours of hosts, with important consequences for parasite transmission. For example, three-spined sticklebacks (*Gasterosteus aculeatus*) infected with the socially transmitted parasite *Glugea anomala* are more likely than their uninfected counterparts to be attracted to conspecifics, a behaviour predicted to augment transmission (Petkova *et al.*, 2018). Whether behavioural changes in that system are parasite- or host-mediated remains unclear, but in this section, we focus on changes in behaviour during infection that are likely host-mediated, and consider parasite-mediated behavioural changes in ‘Host social behaviours influence parasite evolution (Arrow D)’ section.

Host-mediated changes in behaviour during infection, such as self-isolation and sickness behaviours, often reduce the degree of interaction with conspecifics and thus the spread of socially transmitted parasites. While active self-isolation is rare outside of eusocial insects, sickness behaviours are a conserved component of vertebrate immune responses that include general reductions in activity levels and specific reductions in non-essential activities (Hart, 1988), such as many forms of social interaction (e.g. allogrooming). For example, Lopes *et al.* (2016) stimulated sickness behaviours in wild house mice (*Mus musculus domesticus*) by injecting individuals with bacterial endotoxin, and found that immune activation resulted in lower activity levels and fewer direct social interactions with conspecifics relative to controls. Similarly,

work in two other mammalian systems found that infected individuals (or those expressing sickness behaviours) are less likely than control individuals to engage in affiliative allogrooming with conspecifics [banded mongooses (*Mungos mungo*), Fairbanks *et al.*, 2014; vampire bats (*Desmodus rotundus*), Stockmaier *et al.*, 2018]. In vampire bats, these changes in allogrooming during sickness behaviour expression, potentially in combination with reduced contact calling (Stockmaier *et al.*, 2020a), result in significant reductions in several measures of social connectedness relative to controls (Ripperger *et al.*, 2020). Overall, host-mediated reductions in social interactions during infection, particularly when they occur during the host's infectious period, likely reduce transmission of socially transmitted parasites.

The extent to which infected hosts alter their social behaviour is likely to depend on the energetic costs of a given parasite infection and the importance of that social behaviour for maintaining host fitness (Ezenwa *et al.*, 2016b). In some systems, social behaviours of hosts appear to be maintained during infection (Powell *et al.*, 2020), which may be common for infections by low-virulence parasites. In other cases, infected animals may maintain a subset of social interactions potentially most important to host recovery, including those with high inclusive fitness benefits. For example, vampire bats injected with endotoxin to induce sickness behaviours continued to groom close kin (mother or offspring) at levels similar to controls, but reduced the extent to which they groomed non-kin (Stockmaier *et al.*, 2020b). In some systems, social behaviours of hosts can even be augmented during infection. For example, male guppies (*Poecilia reticulata*) with high loads of a socially transmitted ectoparasite showed higher sociality relative to males with lower parasite loads (Stephenson, 2019), and rhesus monkeys (*Macaca mulatta*) given low-dose endotoxin injection show marked increases in social behaviours with conspecifics (Willette *et al.*, 2007). The ultimate mechanisms underlying these patterns remain unknown, but in some systems, the maintenance or even augmentation of sociality during infection may be a form of tolerance (Box 1), allowing hosts to minimize the fitness impacts of infection *via* group living (Ezenwa *et al.*, 2016b). For example, recent work in Grant's gazelle (*Nanger granti*) suggests that association with larger groups benefits gazelle infected with gastrointestinal parasites by allowing them to better ameliorate the costs associated with infection-induced anorexia (Ezenwa and Worsley-Tonks, 2018). Given that infected hosts experience anorexia (e.g. Adelman *et al.*, 2013) and higher predation risk (e.g. Alzaga *et al.*, 2008; Stephenson *et al.*, 2016) in many social taxa, future work should examine whether enhanced gregariousness during infection is a common mechanism of tolerance across taxa, with important consequences for ecological feedbacks between social behaviour and parasite transmission.

Parasite infection can also alter social interactions by changing the behaviour of uninfected hosts towards their infected conspecifics. Among taxa spanning fish, birds, crustaceans, social insects and mammals, infected or immune-activated individuals display visual cues of infection (e.g. lethargy: Zylberberg *et al.*, 2012) or release distinct chemical cues that conspecifics can use to avoid them (e.g. Arakawa *et al.*, 2009; Anderson and Behringer, 2013; Stephenson and Reynolds, 2016) or, in the case of honey bees (*Apis mellifera*), remove them from the colony (Baracchi *et al.*, 2012). Intriguingly, recent work in mice suggests that the scent of uninfected hosts themselves can change when they are housed with an infected conspecific (Gervasi *et al.*, 2018), suggesting the potential for complex downstream effects of infection status on social group dynamics and resulting transmission.

In some highly social animals, uninfected groupmates continue to engage in intimate interactions such as allogrooming

with conspecifics that are infected or expressing sickness behaviours. At the extreme are some eusocial insects, where individuals care for infected conspecifics, likely because their high degree of relatedness favours the evolution of seemingly 'altruistic' behaviours *via* kin selection [see 'Parasites and the evolution of host social behaviour (Arrow C)' section]. But even in systems where groupmates are not as closely related, uninfected individuals often maintain intimate social interactions with infected conspecifics. For example, uninfected conspecifics in two social mammals groom visibly diseased groupmates or those expressing sickness behaviours at a similar intensity to controls, even when allogrooming reciprocity from these individuals is greatly reduced (e.g. mongooses: Fairbanks *et al.*, 2014; vampire bats: Stockmaier *et al.*, 2018); furthermore, uninfected vampire bats continue to share food with conspecifics expressing sickness behaviours (Stockmaier *et al.*, 2020b). In mandrills (*Mandrillus sphinx*), the degree to which uninfected individuals maintain social interactions with infected conspecifics appears to depend on kinship: mandrills reduce grooming towards parasitized partners that are non-kin, but maintain grooming if these potentially contagious partners are offspring or close maternal kin (Poirotte and Charpentier, 2020). Finally, in other systems, uninfected conspecifics are attracted to feed near (male house finches, *Haemorrhous mexicanus*: Bouwman and Hawley, 2010) or socially explore (mice: Edwards, 1988) infected conspecifics. Understanding heterogeneity in the behaviour of uninfected hosts towards infected conspecifics (Fig. 2B), which can vary from avoidance to attraction, will help predict the conditions in which parasite-induced changes in sociality lead to positive or negative ecological feedbacks that ultimately maintain or dampen parasite epidemics (Fig. 1).

The effects of infection on social interactions between groups are also key to understanding pathogen transmission dynamics (Cross *et al.*, 2005), but have generally received less attention than within-group social interactions. Because infected individuals or those expressing sickness behaviours are less likely to explore their surroundings than uninfected individuals (e.g. Lopes *et al.*, 2016), they may be less likely to interact with other social groups, either temporarily or permanently (as occurs in banded mongooses; Fairbanks *et al.*, 2014). In other cases, infected individuals may be more likely to leave an existing group, as has been observed among European badgers (*Meles meles meles*) with bovine tuberculosis (Cheesman and Mallinson, 1981; Weber *et al.*, 2013). Whether infected individuals join new social groups, either temporarily or permanently, will also depend on whether infected individuals are 'accepted' by conspecifics in the new social group (Butler and Roper, 1996). Uninfected guppies appear to largely prevent the integration of experimental intruders with ectoparasite infections into existing shoals (Croft *et al.*, 2011). In contrast, honey bee colonies were more likely to accept entry by foreign bees infected with Israeli acute paralysis virus than foreign controls, which may represent a unique case of pathogen manipulation of chemical signals that mediate aggressive interactions in this species [Geffre *et al.*, 2020; see 'Host social behaviours influence parasite evolution (Arrow D)' section]. The movement or dispersal of uninfected individuals between groups can also be driven by conspecific infection or disease status, as occurs in western lowland gorillas (*Gorilla gorilla gorilla*), where adult females are more likely to emigrate from social groups with a higher prevalence of facial lesions associated with a contact-transmitted skin disease (Baudouin *et al.*, 2019). Overall, more studies are needed on how parasite infection influences among-group movements for both infected hosts and uninfected conspecifics, particularly for taxa where social group composition is relatively fluid, such as fission–fusion societies.

Studies have only recently begun to address how changes in social behaviours of both infected and uninfected conspecifics scale up to influence host social networks and disease dynamics. Chapman *et al.* (2016), for example, used a deworming approach to examine how parasite infection in vervet monkeys (*Chlorocebus pygerythrus*) influenced social interactions in ways relevant to population-level spread. Dewormed individuals (particularly juveniles) had more frequent social interactions with more total conspecifics, suggesting that uninfected individuals may generally be more central in vervet monkey social networks, thereby attenuating parasite spread. Likewise, two recent studies combined experimental manipulations of infection status or sickness behaviour with network modelling to examine how parasite infection might influence the dynamics of socially transmitted pathogens (Lopes *et al.*, 2016; Stroeymeyt *et al.*, 2018). Lopes *et al.* (2016) used empirical contact data from mice induced to express sickness behaviours to simulate disease outbreaks across social networks, showing that changes in social interactions associated with sickness behaviours resulted in highly attenuated disease outbreaks. Although Lopes *et al.* (2016) did not find evidence of conspecific avoidance in their system, recent work in *Lasius niger* ants showed that responses of both parasite-contaminated ants and their uncontaminated nestmates contributed together to changes in group social networks that inhibited the spread of pathogens through colonies (Stroeymeyt *et al.*, 2018). Thus, understanding the behaviour of both infected hosts and the uninfected conspecifics they interact with is key for elucidating ecological feedbacks that dampen or augment disease spread within and among social groups.

Synthesis: ecological feedbacks between social behaviours and parasite infection

The bidirectional feedbacks between host social behaviours and parasite infection make it challenging to determine whether ecological patterns such as group size–parasitism relationships [‘Host social behaviours alter parasite ecology (Arrow A)’ section] result from the effect of social interactions on parasite risk (Arrow A), the effect of infection on social behaviours (Arrow B) or both. Experimental manipulation of parasite infection allows direct elucidation of causality. For example, Ezenwa and Worsley-Tonks (2018) treated a subset of Grant’s gazelles with anti-helminthic drugs and found that individuals in larger social groups re-acquired gastrointestinal parasites more rapidly, supporting the idea that larger group sizes augment the risk of acquiring parasites (Arrow A). Because they also found that parasitized gazelle benefit from larger group sizes where they can spend more time foraging [see ‘Parasite infection influences host social behaviours (Arrow B)’ section], parasitized Grant’s gazelles may actively seek out larger social groups (Arrow B), further contributing to patterns of higher parasite prevalence in larger groups. Although such changes in sociality with parasitism have not yet been explicitly examined in this system, the ability of gregariousness to augment host tolerance of infection may produce positive feedbacks between infection and social behaviour, facilitating longer persistence of parasite loads in larger groups.

The strength of ecological feedbacks between social behaviour and infection will be influenced by the degree of heterogeneity in the behaviour of both infected and uninfected hosts (Fig. 2), as well as the way in which behavioural heterogeneity covaries with physiological resistance to parasites. Recent studies reveal that individual variation in social behaviour among uninfected individuals often covaries with their susceptibility to infection (Fig. 2B), a pattern with unknown causality but hypothesized to result from hosts balancing their investment in behavioural vs physiological immunity. Individual hosts with less effective

physiological defences against parasites appear to avoid behaviours entailing high infection risk (Barber and Dingemanse, 2010): mice (Filiano *et al.*, 2016) and zebrafish (*Danio rerio*; Kirsten *et al.*, 2018) that express lower levels of interferon γ (and are therefore potentially more susceptible to intracellular parasites) are less social, and house finches with lower levels of circulating immune proteins more strongly avoid conspecifics expressing sickness behaviours (Zylberberg *et al.*, 2012). Stephenson (2019) built on these findings by demonstrating that the pattern is similar, with the most susceptible individuals showing strongest conspecific avoidance, when considering susceptibility to the most prevalent parasites in an animal’s environment, rather than a general immune component. Intraspecific variation in parasite susceptibility can therefore covary with intraspecific variation in behaviour, leading to potential dampening of ecological feedbacks, and reduced epidemic potential, if individuals that are the most social are also least likely to acquire infection (Hawley *et al.*, 2011).

Once transmission occurs, behavioural changes of parasite-contaminated or actively infected hosts are also heterogeneous (Fig. 2A). Factors extrinsic to the host, such as social context (Lopes, 2014) and seasonality (Owen-Ashley and Wingfield, 2006), as well as factors intrinsic to the host, such as sex (Silk *et al.*, 2018; Stephenson, 2019), social caste (Stroeymeyt *et al.*, 2018) and previous exposure to the parasite (Walker and Hughes, 2009), can dramatically affect behavioural changes in response to infection. Additionally, behavioural changes of infected animals often positively covary with infection intensity (Edwards, 1988; Houde and Torio, 1992; Barber and Dingemanse, 2010), which is naturally highly variable in host populations (Shaw *et al.*, 1998). Thus, hosts that harbour the highest infection intensity (a potential proxy for infectiousness) are also typically the ones most likely to alter their social behaviours (and thus contact rates) in ways that result in ecological feedbacks relevant for parasite transmission. Hawley *et al.* (2011) used an SIR model to show that positive covariation among individuals between their infectiousness and contact rate, whereby the most heavily infected individuals are the most social, can lead to rapid epidemic spread. Recent work demonstrating that infected animals can benefit from living in groups (Almberg *et al.*, 2015; Ezenwa and Worsley-Tonks, 2018) suggests that this positive covariation may occur broadly in systems where animals use social behaviour to increase tolerance. Conversely, when the most infectious individuals elicit the strongest avoidance in uninfected conspecifics (e.g. in guppies: Stephenson *et al.*, 2018), this negative covariation can lead to rapid fade-out of a parasite from a host population. Experimental probing of individual-level relationships (e.g. Stephenson, 2019) will ultimately allow a better understanding of the potential ecological feedbacks that arise from bidirectional relationships between social behaviour and parasite infection, and the way in which these feedbacks are influenced by sources of heterogeneity both intrinsic and extrinsic to hosts (Fig. 2; Hawley *et al.*, 2011; VanderWaal and Ezenwa, 2016; White *et al.*, 2018).

Evolution: parasites drive, and evolve in response to, host social evolution

Parasites are considered key drivers of and constraints on the evolution of host social behaviour (Alexander, 1974; Hart, 1990; Loehle, 1995; Buck *et al.*, 2018; Fig. 1, Arrow C), but the effects of parasites on host social evolution have largely been inferred using comparative studies within and among taxa to elucidate signatures of the ‘ghosts of parasites past’ (cf Mooring *et al.*, 2006). In this section, we consider ways in which parasites likely influence the evolution of host social behaviours, and discuss some of the constraints on and opportunities for studying these effects.

In addition, parasites themselves are likely to evolve in response to variation in host social behaviours (Hughes *et al.*, 2008; Schmid-Hempel, 2017), which provide key opportunities for parasite transmission and thus fitness (Fig. 1, Arrow D). We therefore consider how host social behaviours can shape parasite population genetics and their potential to respond to selection, as well as the ways in which host social behaviours impose selection on parasite traits such as virulence, transmission mode and host manipulation.

Parasites and the evolution of host social behaviour (Arrow C)

Akin to parasite-induced changes in social behaviour *via* ecological processes (Arrow B), the social behaviours of both infected and uninfected individuals can evolve in response to parasites (Townsend *et al.*, 2020). Here, we focus on evolutionary changes in the social behaviours of uninfected hosts that are likely to reduce the fitness costs imposed by their socially transmitted parasites. These include reductions in overall individual gregariousness (mechanism 1) that manifest as lower average group sizes for group-living taxa; reductions in social interactions with some but not all conspecifics (mechanism 2), which often manifest as increases in modularity; and reductions or augmentation in specific social behaviours that either increase or decrease parasite risk, respectively (mechanism 3). While these three mechanisms involve fixed phenotypic changes in social behaviours in response to parasite-mediated selection, the costs associated with reduced sociality for many taxa may favour the evolution of conspecific avoidance only in the presence of specific cues of infection (mechanism 4; Amoroso and Antonovics, 2020; Townsend *et al.*, 2020). We briefly explore each of these four mechanisms and discuss constraints associated with evolving phenotypic changes in social behaviours in the face of parasites.

Mechanism 1: evolutionary changes in overall gregariousness

Given the higher risk of parasite spread associated with larger group sizes for many systems (e.g. Nunn and Altizer, 2006; Woodroffe *et al.*, 2009; Rifkin *et al.*, 2012), socially transmitted parasites are predicted to exert selection against individual association with larger groups. For example, given the heritable variation in individual gregariousness (e.g. halictid bees: Kocher *et al.*, 2018; shoaling guppies: Kotrschal *et al.*, 2020), socially transmitted parasites may drive the evolution of reduced gregariousness and lower average host group sizes by causing higher parasite-mediated mortality in more gregarious individuals. Recent evidence suggests, for example, that attraction to conspecific chemical cues in social Caribbean spiny lobsters (*Panulirus argus*) has declined over time, potentially in response to the emergence of the lethal *PaV1* virus (although other factors might have contributed; Childress *et al.*, 2015). Overall, direct empirical evidence for parasite-mediated shifts in gregariousness resulting from evolutionary processes is scarce, potentially (at least in part) because these shifts are obscured by those driven by predators, which are often hypothesized to have opposing effects to those of parasites (Mikheev *et al.*, 2019). Larger groups can serve a protective function against predators, and empirical studies have documented heritable, positive associations between predation pressure and social tendencies of prey (e.g. Seghers, 1974; Jacquin *et al.*, 2016). While the immediate mortality associated with predation could exert stronger selection pressure than that associated with many parasites (e.g. Koprivnikar and Penalva, 2015; Daversa *et al.*, 2019), parasites and the 'landscape of disgust' that they elicit (i.e. the detection and avoidance of areas with high potential parasite risk; Weinstein *et al.*, 2018) are posited to have far-reaching evolutionary consequences, rivaling those of predators, for host behaviours. Nonetheless,

determining the relative strength of selection by parasites *vs* predators on host social behaviours remains a considerable challenge.

Common garden and experimental evolution studies that rely on variation in parasite presence (either naturally, for common garden studies, or experimentally) provide promising approaches for directly characterizing evolutionary effects of parasites on host gregariousness. However, even these studies can be challenging to interpret, as results will depend on the virulence of the parasite considered, as well as the competing fitness benefits generated by particular social behaviours. One common-garden study in Trinidadian guppies, for example, found consistent evidence for a heritable, positive effect of predatory pressure on shoal size, but a relatively weak and non-heritable negative effect of parasite pressure on shoal size (Jacquin *et al.*, 2016). However, populations were characterized as having been under selection by parasites based on one observation of the presence or absence of a single species of ectoparasite. In general, strong selection against sociality is most likely imposed by highly virulent parasites with epidemic rather than endemic dynamics (Kessler *et al.*, 2017), as may be the case for many emerging pathogens (Bolker *et al.*, 2010). Further, opposing selection pressures from predation and the many other benefits of group living [e.g. access to mates (Adamo *et al.*, 2015), foraging efficiency (Krause and Ruxton, 2002), transfer of protective microbes (Ezenwa *et al.*, 2016b), opportunities for social learning and information transfer (McCabe *et al.*, 2015; Romano *et al.*, 2020) and social support (Snyder-Mackler *et al.*, 2020)] likely limit the ability of many hosts to evolve lower levels of gregariousness in response to parasite pressure (Townsend *et al.*, 2020).

The evolution of lower gregariousness in response to socially transmitted parasites will also be constrained by the conflicting selection pressure that other parasites can place on host social behaviours (Townsend *et al.*, 2020). For example, while socially transmitted parasites should generally select against gregariousness and association with large groups (Anderson and May, 1982; Schmid-Hempel, 2017), some mobile and vector-borne parasites may select for higher gregariousness in systems where *per capita* attack rate declines with group size [Mooring and Hart, 1992; see 'Host social behaviours alter parasite ecology (Arrow A)' section]. Given that all hosts are likely affected by communities of parasites with distinct transmission modes (e.g. Townsend *et al.*, 2018), opposing selection pressures across parasite taxa could obscure parasite-mediated selection on gregariousness. Further, even parasites that are socially transmitted might not always select against sociality if group living ameliorates the fitness costs of a given parasite infection, as appears to be common across taxa (Almberg *et al.*, 2015; Ezenwa *et al.*, 2016b; Ezenwa and Worsley-Tonks, 2018; Snyder-Mackler *et al.*, 2020). For example, the food-finding benefits or enhanced predator protection provided by social groups might be sufficiently important for parasitized individuals (e.g. Adelman *et al.*, 2017) that the same parasite can exert opposing selection pressures on its host: selection against overall gregariousness to reduce infection risk, but selection for gregariousness to reduce fitness costs once infected. Thus, the degree to which specific social behaviours are favoured will depend on the parasites that are prevalent and most virulent in a given environment, and the extent to which a given social behaviour leads to infection or reduces fitness costs for each parasite.

Mechanism 2: evolutionary reductions in social interactions with some but not all conspecifics

Given the diverse benefits of group living, parasite-mediated selection may favour reductions in particular social interactions within or among host social groups, rather than reductions in

overall gregariousness (and thus group size). Reductions in interactions with certain conspecifics can, in some cases, manifest as higher modularity either within or among groups. Nunn *et al.* (2015) found that diverse social taxa show higher levels of modularity in larger social groups, and that this within-group substructuring protected larger groups from socially transmitted parasites in network-based models [see 'Host social behaviours alter parasite ecology (Arrow A)' section]. However, it remains unknown whether this higher modularity in larger social groups represents an evolved response to limit parasite spread (as likely occurs in eusocial insects; Stroeymeyt *et al.*, 2018), or simply a side-effect of the need for individuals to limit social interactions within larger groups (Nunn *et al.*, 2015). Further, while colony-level selection from parasites could generate the within-colony modularity (Stroeymeyt *et al.*, 2018) and even the age-structured division of labour (Udiani and Fefferman, 2020) seen in many eusocial insects, the behavioural traits on which individual-level selection would act to generate emergent differences in within-group modularity for social taxa outside of eusocial insects remain unclear.

Reducing interactions with other groups or colonies (often termed 'outgroup' interactions) may have protective effects for individuals by reducing the input of parasites from outside groups (Freeland, 1976). While there is indirect support in humans for the idea that heightened parasite stress promotes in-group interactions (e.g. Fincher and Thornhill, 2012), it remains unknown whether there is heritable, individual-level variation in the degree of ingroup vs outgroup interactions in non-human animals, and whether such behaviour responds to selection from socially transmitted parasites. Finally, as with overall gregariousness, there are likely numerous constraints on the ability of taxa to evolve their social structure in ways that minimize the spread of all socially transmitted parasites. For example, Sah *et al.* (2018) found that no single social network organization had the lowest epidemic probability or duration when the transmission potential of a hypothetical parasite was varied in network simulations. Thus, behavioural traits that underlie social network structure such as modularity may be unlikely to respond to selection if they do not provide protection against a wide range of socially transmitted parasites infecting a given host taxa.

Mechanism 3: evolutionary changes in specific social behaviours

Parasite-mediated selection may be most likely to favour reductions in specific high-risk social behaviours such as agonistic interactions, allowing hosts to reduce transmission risk without concomitant loss of the broader benefits of sociality. For example, in banded mongooses, within-troop aggression facilitates wound invasion by *Mycobacterium mungi* (Flint *et al.*, 2016). Thus, given the heritable variation in aggression in this species, this emerging pathogen could favour reductions in the degree of aggression in which banded mongooses engage. Tasmanian devil facial tumour disease (DFTD), a disease caused by contagious cancer cells that are transmitted largely *via* biting (Hamede *et al.*, 2013), may represent an example of this process: Hubert *et al.* (2018) document that some of the genes under selection in devils (*Sarcophilus harrisii*) since the emergence of DFTD have homologues associated with human social behavioural disorders.

Similarly, selection pressure from parasites could favour a higher frequency of specific social behaviours that reduce parasite spread, such as social grooming or hygienic behaviours (i.e. removal of dead or infected individuals from the colony, as occurs in many eusocial insects; Cremer *et al.*, 2018). Indeed, in eusocial insect colonies, hygienic behaviours are known to be heritable (Spivak and Reuter, 2001), with candidate genes that show evidence for positive selection (Harpur *et al.*, 2019). Increases in

allogrooming frequency may similarly evolve in response to parasite-mediated selection from ectoparasites when such behaviours effectively reduce ectoparasite load (e.g. de Brooke, 1985). However, allogrooming can simultaneously expose the groomer to socially transmitted endoparasites such as those spread *via* fecal-oral routes (Biganski *et al.*, 2018). Thus, hosts may be under simultaneous selection pressure to avoid grooming individuals with endoparasitic infections, as occurs in mandrills (Poirotte *et al.*, 2017).

Mechanism 4: evolution of avoidance of infected conspecifics

Parasite-mediated selection on social behaviours is likely to favour the ability of hosts to specifically avoid individuals that pose a high infection risk. This would allow social interactions with uninfected individuals, and their associated benefits, to be maintained, while reducing interactions most likely to facilitate pathogen transmission (Amoroso and Antonovics, 2020). Thus, it is no surprise that diverse social taxa have evolved the ability to detect and avoid conspecifics that likely pose infection risk [see 'Parasite infection influences host social behaviours (Arrow B)' section]. The degree of heritability of these avoidance behaviours in natural systems, and thus their ability to respond to selection, is not well understood, but the genetic basis of the detection and avoidance of conspecifics has been demonstrated in mice (Kavaliers *et al.*, 2005), whereas imprinting during development appears to be key in guppies (Stephenson and Reynolds, 2016). Future work should examine the extent to which the detection and avoidance of infected conspecifics is heritable, which may require the use of study systems amenable to captive breeding.

Kin selection may play a role in the degree to which infected animals evolve to express sickness behaviours, thus altering the ability of uninfected animals to detect and avoid them in ways that promote inclusive fitness. Shakhar and Shakhar (2015), for example, proposed that kin selection would most likely favour social withdrawal after infection in species that live in close contact with kin, leading to the prediction that sickness behaviours and social withdrawal would be more pronounced in these species. Although this prediction has not been tested with respect to sickness behaviours in particular, active self-isolation of infected individuals (e.g. Bos *et al.*, 2012) is present almost exclusively within eusocial insects, for which high within-colony relatedness facilitates the evolution of several seemingly altruistic collective defence behaviours (i.e. 'social immunity' or 'behavioural immunity') *via* kin selection (reviewed in Schmid-Hempel, 2017; Cremer *et al.*, 2018). While these patterns support the existence of an 'inclusive behavioural immune system' (Shakhar and Shakhar, 2015), studies outside the eusocial insects are sorely needed.

Kin selection will also alter the extent to which uninfected individuals evolve to avoid or care for infected individuals. In terms of avoidance, the degree to which a reduction in affiliative social behaviours is favoured after infection may vary with the inclusive fitness benefits that these behaviours confer (Shakhar and Shakhar, 2015), as occurs in mandrills [see 'Parasite infection influences host social behaviours (Arrow B)' section]. Certain parasites could even favour the evolution of care-giving, as seen in eusocial insects that preferentially allogroom pathogen-contaminated individuals (Cremer *et al.*, 2018) if the care of infected kin contributes to inclusive fitness by enhancing host recovery and subsequent reproduction. The degree to which such care is favoured is also likely to depend on the potential costs of infection. For example, a simulation-based analysis of human societies (Kessler *et al.*, 2017) suggested that parasites with intermediate virulence (e.g. measles) could select for substantial care-giving behaviour towards kin; in contrast, pathogens with high fatality and transmission rates (e.g. Ebola) selected for

the avoidance of all infected individuals, while low-virulence, widespread pathogens (e.g. scabies) were relatively neutral, as care-giving and avoidance had little effect on either recovery or transmission. Other parasites might favour care-giving even if highly virulent. For example, parasites that have strong, negative impacts on fecundity (e.g. that cause host castration) but are not easily transmitted among group members might promote helping behaviour by infected individuals, essentially creating a sterile caste of helpers within their family groups (O'Donnell, 1997). Thus, traits of parasites such as virulence and transmission mode, which can themselves evolve in response to host social behaviours, are critical to consider.

Host social behaviours influence parasite evolution (Arrow D)

For socially transmitted parasites, host social behaviours shape transmission opportunities (Arrow A), which in turn determine a parasite's population structure and evolutionary dynamics. The relatively short generation time of parasites means that host social behaviours may lead to genetic changes in parasite populations within just one or a few host generations. Here, we consider the influence of host social behaviours on (1) fundamental population genetic processes and (2) adaptive evolution of parasites. Our scope of social behaviours includes a diversity of host interactions (Box 1) that may have distinct effects on parasite evolution (Schmid-Hempel, 2017). We focus on social behaviours that change the size and connectivity of host groups, with a brief consideration of behaviours that might change host relatedness.

We first consider the role of host behaviour in shaping the population genetics of parasites and thereby their potential to respond to selection. Increases in the size and connectivity of host social groups can decrease parasite population structure, increase gene flow and promote genetic diversity, leading to overall increases in the effective size of parasite populations. This prediction applies particularly when parasite prevalence increases with host group size, and when transmission opportunities increase with host connectivity. Because larger host groups often maintain larger parasite populations [see Host social behaviours alter parasite ecology (Arrow A) section; Rifkin *et al.*, 2012; Patterson and Ruckstuhl, 2013], host social grouping can contribute to the maintenance of parasite genetic diversity at neutral loci and loci under selection by limiting the probability of stochastic extinction of parasite populations (Barrett *et al.*, 2008). In addition, connectivity of social groups can increase connectivity of groups of parasites (i.e. demes) if parasite transmission increases alongside direct contacts of hosts. Increased connectivity means increased gene flow and reduced genetic differentiation between parasite groups, both at the level of host individual and population (e.g. Nadler *et al.*, 1990). In a test of these predictions, Van Schaik *et al.* (2014) compared the parasites of greater mouse-eared bats (*Myotis myotis*) and Bechstein's bats (*M. bechsteini*), congeners which differ in their social system: maternal colonies of *M. myotis* mix readily, and individuals hibernate in large clusters, mate in harems and migrate relatively long distances, while maternal colonies of *M. bechsteini* never mix, and individuals hibernate alone, meet briefly during mating and migrate relatively short distances. Their respective *Spinturnix* wing mite species differ accordingly in their population genetic structure: nuclear genetic diversity of *S. myoti* is very high, with little genetic differentiation between mites in different bat colonies, while nuclear genetic diversity of *S. bechsteini* is lower, with marked differentiation between colonies, suggesting strong genetic drift in small, isolated mite populations. This work demonstrates that larger, more connected social groups host parasite populations that are more genetically diverse.

Increasing host connectivity can also reduce parasite aggregation, with parasites more uniformly distributed rather than clumped on a subset of hosts. Reducing parasite aggregation lowers within-host competition and variance in reproductive success, increasing effective population size for parasites (Whitlock and Barton, 1997; Poulin, 2007). Empirical data support reduced aggregation for ectoparasites with increased host sociality: comparative studies show reduced aggregation of lice in colonial bird species relative to territorial species (Rózsa *et al.*, 1996; Rékási *et al.*, 1997) and in large vs small social groups of Galapagos hawks for amblyceran lice (*Buteo galapagoensis*; Whiteman and Parker, 2004). Taking these processes of parasite connectivity and aggregation together, we generally expect increases in the size and connectivity of host social groups to decrease the effects of genetic drift and promote responses to selection in parasite populations (reviewed in Nadler, 1995; Barrett *et al.*, 2008). However, in both bat and avian systems, the sensitivity to host social system varied among parasite taxa, with the structure of some parasites (bat flies and avian ischnoceran lice) unresponsive to differences in group size and connectivity of the same bat (*M. bechsteini*) and bird (*B. galapagoensis*) hosts (Whiteman and Parker, 2004; Reckardt and Kerth, 2009; van Schaik *et al.*, 2015) that produced notable changes in the population structure of wing mites and amblyceran lice, respectively. This contrast between parasite taxa highlights the fact that host social behaviour is but one of many factors that can shape parasite population genetics, and it would be valuable to weigh its relative importance across a broader diversity of host-parasite systems.

In addition to shaping the population genetic structure of their parasites, host group size and connectivity may impose direct selection on virulence, a key parasite trait (Box 1). The common assumption of a trade-off between transmission and virulence predicts that reduced connectivity, or increased modularity, of host groups selects against virulence. The ecological structure of host groups means that parasites with high transmission and virulence should end up with low effective transmission rates because they rapidly deplete the local density of susceptible hosts. This process of 'self-shading' favours mutants with low transmission and low virulence, which maintain a higher average density of susceptible hosts and lower probability of extinction (Boots and Sasaki, 1999). Genetic structure could also lead to 'kin shading': within host groups, nearby parasites are likely kin, such that reduced transmission also confers an inclusive fitness benefit (Wild *et al.*, 2009; Lion and Boots, 2010). Moreover, Lipsitch *et al.* (1995) proposed a 'law of diminishing returns': repeated contact between hosts selects for lower virulence because the increased opportunities for transmission between individuals make the benefits of increasing transmission rate too small to offset the cost of increased virulence. By these arguments, the clustering associated with the modularity of social groups should select for parasites with low virulence.

Though they do not directly consider social behaviour, theoretical models support the evolution of reduced virulence with increased modularity of host populations (e.g. Claessen and de Roos, 1995; Rand *et al.*, 1995; Boots and Sasaki, 1999). In models that explicitly incorporate spatial structure, transmission ranges from global to local, either by modifying transmission of the parasite (e.g. Boots and Sasaki, 1999) or by varying host contact structure from random interactions between hosts to clustered, regular interactions, modelling modularity within social groups (e.g. Van Baalen, 2002). Generally, as transmission becomes increasingly local, or host contacts become more clustered, the evolutionary optima for transmission rate and correlated virulence shift lower (though see Read and Keeling, 2003). Consistent with theory, Boots and Meador (2007) found that, in experimental populations of the host *Plodia interpunctella*, a granulosis virus (PiGV)

evolved reduced infectivity when host mobility was reduced (for further experimental support from other systems, see Kerr *et al.*, 2006; Dennehy *et al.*, 2007; Berngruber *et al.*, 2015). In contrast to modularity, other characteristics of social groups – such as size – may select for increased virulence. Indeed, increasing the size of host modules in spatial models brings the evolutionary dynamics closer to that of well-mixed host populations (Van Baalen, 2002). With transmission and/or host interactions less clustered and regular, the cost of self-shading falls, boosting the evolutionary optima for transmission and virulence. While these models generally assume that host mobility or contact networks (and by extension, modularity) do not vary with parasite status, it is important to also consider infection-induced changes in behaviour and their inherent heterogeneity [‘Synthesis: ecological feedbacks between social behaviours and parasite infection’ section; Fig. 2]. These dynamic behavioural feedbacks in response to infection (Arrow B) may alter predictions for virulence evolution (e.g. see Pharaon and Bauch, 2018 on human social behaviour).

Virulence may also evolve indirectly in response to selection that host social behaviour imposes on parasite transmission mode. For parasites with genetic variation in transmission mode, frequent transmission opportunities in host social groups are expected to select for an increased rate of horizontal transmission, whereas among solitary or territorial hosts, reduced transmission opportunities should favour vertical transmission, which ensures transmission from parent to offspring (Antonovics *et al.*, 2017). Selection on transmission mode may in turn impose selection on virulence: experimental studies show that parasite lineages evolve higher virulence with increased opportunities for horizontal transmission (Bull *et al.*, 1991; Turner *et al.*, 1998; Messenger *et al.*, 1999; Stewart *et al.*, 2005), whereas a recent comparative study suggests that vertical transmission favours the evolution of obligate mutualisms (Fisher *et al.*, 2017). Thus, assuming a trade-off between transmission modes, social grouping may indirectly select for increased virulence *via* evolutionary shifts in transmission mode. It is not clear, however, how many host–parasite systems have a significant genetic variation in transmission mode (Antonovics *et al.*, 2017). Moreover, in a key proof of principle study, Turner *et al.* (1998) did not find that transmission mode evolved in response to host density, a potential proxy for host social behaviour.

A further indirect mechanism through which host social behaviour may affect parasite virulence evolution is through its effects on the likelihood of coinfection, which is hypothesized to alter the costs and benefits of virulence for parasites (Bremermann and Pickering, 1983; Alizon *et al.*, 2013). Several studies have found that larger, more connected host groups support richer, more genetically diverse parasite communities (Ranta, 1992; Griffin and Nunn, 2012) and populations (e.g. van Schaik *et al.*, 2014). These studies suggest that hosts in such groups are more likely to be co-infected with multiple species or strains of parasites (though see Bordes *et al.*, 2007). Coinfection could select for increased virulence if virulence stems from the depletion of host resources: in this case, within-host competition favours more virulent parasites that draw more aggressively on host resources (Bremermann and Pickering, 1983; Frank, 1992; de Roode *et al.*, 2005). Alternatively, coinfection could lead to reduced virulence if virulence stems from collective action, like the production of public goods: in this case, competition between unrelated strains favours cheaters, limiting the growth of the parasite population and suppressing virulence (Turner and Chao, 1999; Chao *et al.*, 2000; Brown *et al.*, 2002). As of yet, these predictions are untested in the context of host sociality.

Overall, there is a substantial body of theory and data indicating that host social behaviours likely drive virulence evolution

through several interacting pathways: host group size and modularity affect parasite population genetics, and impose both direct and indirect selection on virulence. In contrast, there is surprisingly little research investigating the effect of host social behaviours on the evolution of other parasite traits (Schmid-Hempel, 2017). Here we highlight two topics – host specialization and manipulation – that have received some attention, in hopes of stimulating more research in these areas. First, behaviours that dictate how social groups or modules assemble may determine parasite prevalence and selection for specialization. In many systems, individual hosts preferentially interact with kin due to active choice or physical proximity (e.g. Grosberg and Quinn, 1986; Archie *et al.*, 2006; Davis, 2012). Parasitism may even enhance kin grouping if, for example, individuals actively avoid parasitized non-kin but continue to associate with parasitized kin [see ‘Parasite infection influences host social behaviours (Arrow B)’ section]. Kin association boosts the mean relatedness of hosts encountered by a parasite lineage, above that predicted if hosts met at random. Taken to its extreme, socializing with kin could create conditions for a parasite akin to host monoculture (King and Lively, 2012; Lively, 2016): on average, increased relatedness, or decreased genetic diversity, of host groups promotes parasite transmission (i.e. the monoculture effect as in Baer and Schmid-Hempel, 1999; Altermatt and Ebert, 2008; Ekroth *et al.*, 2019). Moreover, host relatedness can mimic the selection parasites face under serial passage (Ebert, 1998): generations of transmission within relatively homogeneous host groups may lead to the evolution of host specialization (Bono *et al.*, 2017), either due to trade-offs or relaxed selection for performance on alternate hosts (Kassen, 2002). In systems where hosts do not associate with kin (e.g. Russell *et al.*, 2004; Riehl, 2011; Godfrey *et al.*, 2014), we expect the opposite: increased genetic diversity of interacting hosts should limit parasite spread and maintain parasite populations with relatively broad host ranges. This argument makes the interesting prediction that parasites that jump to novel host populations or species may preferentially derive from diverse host groups. We emphasize that there are few tests of these ideas – our predictions for the impact of group assembly on parasite evolution are based on studies of non-social systems and a few social insect systems (Sherman *et al.*, 1988; Schmid-Hempel, 2017).

Finally, behavioural manipulation of hosts, which includes any parasite-induced change in host behaviour that promotes parasite transmission (Poulin, 2010), is a trait that may experience selection in the context of social behaviour. Parasites transmitted socially could increase their probability of transmission by increasing the rate at which infected hosts interact with susceptible hosts. By this argument, selection of parasite manipulation would intensify host social behaviour. Nonetheless, there is little evidence in support of this hypothesis. Although there is strong evidence of host manipulation in parasites with other transmission modes such as trophic (e.g. trematodes – Carney, 1969) or vector-borne transmission (e.g. *Leishmania* – Rogers and Bates, 2007), there are few accounts of socially transmitted parasites manipulating host contact rates (Poulin, 2010). Some socially transmitted viruses, including rabies, can increase aggression and thereby physical contact, but whether this constitutes adaptive manipulation remains under review due to the variable manifestation of symptoms (Lefevre *et al.*, 2009; Poulin, 2010). In fact, across parasites, it is far more common that parasitism leads to reduced activity and social isolation (Poulin, 2019). An exception are the microsporidia and cestode parasites of brine shrimp (*Artemia franciscana* and *A. parthenogenetica*): these parasites increase swarming of brine shrimp near the water surface, which may increase trophic transmission of the cestode to its avian host and direct transmission of microsporidia to nearby

Artemia (Rode *et al.*, 2013). Poulin (2010) hypothesizes that evidence for host manipulation in socially-transmitted parasites is limited because the benefits of manipulation are smaller than the costs: for host taxa with high degrees of sociality, many factors already promote interactions with conspecifics, so parasites may gain relatively little in the way of additional transmission opportunities by augmenting contact within groups. Recent work, however, suggests that parasites may induce behavioural changes that increase an infected host's probability of acceptance into new social groups. Geffre *et al.* (2020) found that honey bees infected with Israeli acute paralysis virus (IAPV) are accepted into foreign colonies at higher rates than control bees, even though bees can detect and avoid IAPV-infected nestmates. In comparison, colonies did not show higher acceptance of foreign bees that were immune-stimulated but not infected, suggesting a specific manipulation by IAPV to increase between-colony transmission. The authors speculate that these results point to a coevolutionary battle between parasite manipulation of host social behaviour and hosts' own social defences.

Synthesis: evolutionary feedbacks between host social behaviour and parasite traits

The evolution of host social behaviours in response to parasites (Arrow C) and parasites in response to hosts (Arrow D) support the potential for coevolutionary feedback between social behaviour and parasite traits. Although direct examination is challenging, theoretical models have begun to explore reciprocal adaptation between host social behaviour and parasite traits, and the impact of the behavioural environment on coevolutionary trajectories. For example, Bonds *et al.* (2005) examined feedback between virulence and social behaviour, measured as variation in host contact rate. They made the key assumption that more gregarious hosts live longer, so increased contact carries both a fitness benefit and cost (parasite transmission). As a result, increasing contact rates select against virulence: the lower death rate of more gregarious hosts prolongs the window for parasite transmission, reducing the advantage of parasites with high transmission rates and, by correlation, high virulence. Decreasing virulence reduces the cost of social behaviour, thereby selecting for host contact. These changes in virulence and contact rate increase parasite prevalence, which, at its highest level, further selects for host contact: hosts may as well reap the benefits of socializing when there is no hope of avoiding infection. Prado *et al.* (2009) extended this work to incorporate spatial structure, showing that sociality selects for high parasite virulence and that high virulence, in turn, selects against sociality. Though their results differ somewhat, both models suggest that coevolutionary feedbacks between social behaviour, parasite prevalence and virulence could generate either positive or negative correlations between parasitism and social traits, such as group size, depending upon the life history and coevolutionary history of the study populations.

Other studies suggest that social behaviour is a contextual variable that alters the trajectory of coevolution between host resistance and parasite traits. Best *et al.* (2011) explored the evolution of host resistance and parasite virulence in a coevolutionary model with spatial structure. As in the above models of virulence evolution, Best *et al.* (2011) did not explicitly consider social behaviour, but drew parallels between social grouping of hosts and the treatment of host reproduction and parasite transmission as local (i.e. host offspring or new infections are placed in neighbouring sites, forming clusters) or global (i.e. placed randomly across the network). They found that local host reproduction and transmission select for increased host resistance and reduced parasite virulence. Similar to prior evolutionary models, the explanation for these coevolutionary patterns lies in the spatial

distribution of susceptible and infected hosts (ecological structure) and the clustering of kin (genetic structure). A key result from Best *et al.* (2011) is that reproduction and transmission within local (e.g. social) groups could lead to heavily defended hosts with parasites that have low transmission rates and low virulence. Interestingly, this theoretical result matches Hughes *et al.* (2008)'s verbal prediction for social insects and their parasites. Given the importance of the scale of host interactions and transmission for these predictions, further understanding of the among-group movements of infected hosts [see 'Parasite infection influences host social behaviours (Arrow B)' section, Geffre *et al.*, 2020] would facilitate prediction of coevolutionary outcomes.

Host social behaviour may further alter coevolutionary trajectories if behavioural defences negatively covary with physiological defences against parasites. Physiological defences may decline in the presence of behavioural defences if there are trade-offs between defence components (Sheldon and Verhulst, 1996; Parker *et al.*, 2011) or if physiological defences prove redundant and thus experience relaxed selection (Evans *et al.*, 2006; Amoroso and Antonovics, 2020). There is some support for negative covariance of behavioural and physiological defences in social insect systems (Evans *et al.*, 2006; Viljakainen *et al.*, 2009; Harpur and Zayed, 2013; López-Urbe *et al.*, 2016) and more broadly [Klemme *et al.*, 2020; see 'Synthesis: ecological feedbacks between social behaviours and parasite infection' section]. A key implication of covariance between defence traits is that host social behaviours could fundamentally alter the host defences against which parasites battle and thereby change the traits predicted to be under coevolutionary selection. Given the potential for behavioural defences to alter not only host evolution but also the strength and nature of reciprocal adaptation, it would be valuable to use an experimental evolution approach to directly test the trade-offs between behavioural and physiological defences.

Finally, host social behaviour may structure coevolutionary dynamics *via* its effect on parasite population genetics. Specifically, data from natural host-parasite interactions suggest that the size and connectivity of host social groups contribute to determining genetic diversity and gene flow in their associated parasite populations [see 'Host social behaviours influence parasite evolution (Arrow D)' section]. Coevolutionary models show that gene flow and genetic variation define the capacity for parasite populations to adapt to their evolving host populations and thereby drive coevolution (Lively, 1999; Gandon, 2002; Gandon and Michalakis, 2002). In particular, experimental evolution studies (Forde *et al.*, 2004; Morgan *et al.*, 2005) and meta-analyses of tests with natural host-parasite populations (Greischar and Koskella, 2007; Hoeksema and Forde, 2008) show that relatively low rates of gene flow can prevent parasites from adapting to their local host populations. While social behaviour entails its own complexities, the parallels we highlight suggest that the extensive body of work on the geography and spatial structure of host-parasite coevolution may prove valuable in formulating hypotheses and experiments on the evolution and coevolution of host sociality and parasites (Thompson, 2005).

Conclusions

The fundamental interactions between a host's social behaviours and its parasites have long been of interest, but we still have much to learn about the reciprocity of these interactions, and how these relationships play out for both ecological and evolutionary dynamics (Ezenwa *et al.*, 2016a). The bidirectional relationships between host social behaviour and parasites, which we visualize as four distinct arrows (Fig. 1), have largely been studied

independently, although some have begun to connect these arrows. For example, Stephenson (2019) examined the full ecological feedback loop between behaviour and parasitism (i.e. Arrows A and B) by quantifying social behaviours of guppies both before and during infection, and illustrated that susceptibility-behaviour correlations can change dramatically in the presence of infection. While male guppies most susceptible to parasite infection were most likely to avoid social groups that may pose parasite risk, these highly susceptible guppies became most attracted to social groups once infected (Stephenson, 2019). Because these correlations between host susceptibility and social behaviour likely have important implications for both epidemiological and coevolutionary dynamics, these feedback loops should be examined using systems amenable to experimental infections and, ideally, experimental evolution. Such a system would enable, for example, artificially imposing selection on host social behaviour and testing whether parasite susceptibility evolves in tandem, or *vice versa*; exploring how parasites evolve in response to such artificially selected host lines; and testing how host social behaviours evolve in response to endemic parasitism.

While we largely considered ecological and evolutionary processes separately here, they are likely to interact in important ways (Ezenwa *et al.*, 2016a). For example, our discussion of ecological interactions suggests that more gregarious host populations maintain larger, more genetically diverse parasite populations. This increase in the size and diversity of parasite populations may apply strong selection on host traits, including social behaviours such as gregariousness (Arrow A affects C). Further, their large effective population size means that parasite populations of gregarious hosts could respond more readily to selection imposed by their host populations, resulting in more rapid evolutionary changes in virulence, stronger local adaptation (Arrow A affects D), and ultimately more intense coevolution. These evolutionary changes in host social behaviours and parasite traits could feed back to alter the ecological interactions of host and parasite: for example, evolutionary changes in host sociality (Arrow C affects A) and parasite virulence (Arrow D affects A) would both affect parasite prevalence and hence parasite population size. While there are informative models investigating some of these ideas (e.g. Bonds *et al.*, 2005; Pharaon and Bauch, 2018), experimental studies explicitly addressing these eco-evolutionary feedbacks between host social behaviour and parasite evolution would be welcome additions to this field.

Individual host heterogeneity is one factor that needs more explicit consideration from an eco-evolutionary perspective. Here we discuss one potential source of such heterogeneity as an example, though there are many others (Fig. 2). In many systems, host sex affects both an individual's social behaviour in the presence and absence of infection (Stephenson, 2019), and individual susceptibility (Klein, 2000; Duneau and Ebert, 2012). As a result, male and female hosts support parasite communities differing in size and composition, and provide their parasites with different transmission opportunities (e.g. Christie *et al.*, 2007; Stephenson *et al.*, 2015; Gipson *et al.*, 2019). Parasite fitness therefore depends on the sex of the host, so selection should favour parasite preference for or specialization on one host sex (Duneau and Ebert, 2012), which a growing body of evidence supports (Christie *et al.*, 2007; Duneau *et al.*, 2012; Campbell and Luong, 2016). Whether such host specialization by parasites contributes to sex-specific evolution of physiological or behavioural parasite resistance (such as sex-specific social behavioural evolution) is an exciting and as yet untested idea. Overall, an explicit theoretical examination of the eco-evolutionary implications of heterogeneity between hosts, such as that due to sex, for behaviour-infection feedbacks is sorely needed.

The recent large-scale social distancing by humans in response to COVID-19 is arguably one of the most dramatic

illustrations of the way in which host social behaviour can both influence and respond to parasite spread (Block *et al.*, 2020). Perhaps one small positive outcome of this otherwise devastating pandemic will be renewed interest in the dynamic interactions between a host's social behaviours and the ecology and evolution of its parasites. Understanding these interactions not only sheds important light on basic scientific questions such as the costs and benefits of animal sociality, but also addresses critical public health questions about the way in which the behaviours of ourselves and our domesticated animals (via imposed housing conditions) may facilitate pathogen emergence, spread and evolution.

Acknowledgements. The authors thank C. Nick Keiser and Vanessa Ezenwa for early discussions of some of the ideas reflected here. We also thank two anonymous reviewers for helpful comments on an earlier version of the manuscript.

Financial support. This work was supported by the National Science Foundation (D.M.H., grant numbers IOS-1754872, IOS-1755051; M.E.C., grant numbers DEB-1654609, DEB-2030509).

Ethical standards. Not applicable.

Conflict of interest. None.

References

- Adamo SA, Gomez-Juliano A, LeDue EE, Little SN and Sullivan K (2015) Effect of immune challenge on aggressive behaviour: how to fight two battles at once. *Animal Behaviour* **105**, 153–161.
- Adelman JS, Kirkpatrick L, Grodio JL and Hawley DM (2013) House finch populations differ in early inflammatory signaling and pathogen tolerance at the peak of *Mycoplasma gallisepticum* infection. *The American Naturalist* **181**, 674–689.
- Adelman JS, Mayer C and Hawley DM (2017) Infection reduces anti-predator behaviors in house finches. *Journal of Avian Biology* **48**, 519–528.
- Alexander RD (1974) The evolution of social behavior. *Annual Review of Ecology and Systematics* **5**, 325–383.
- Alizon S, de Roode JC and Michalakis Y (2013) Multiple infections and the evolution of virulence. *Ecology Letters* **16**, 556–567.
- Almberg ES, Cross PC, Dobson AP, Smith DW, Metz MC, Stahler DR and Hudson PJ (2015) Social living mitigates the costs of a chronic illness in a cooperative carnivore. *Ecology Letters* **18**, 660–667.
- Altermatt F and Ebert D (2008) Genetic diversity of *Daphnia magna* populations enhances resistance to parasites. *Ecology Letters* **11**, 918–928.
- Altizer S, Nunn CL, Thrall PH, Gittleman JL, Antonovics J, Cunningham AA, Dobson A, Ezenwa V, Jones KE, Pedersen AB, Poss M and Pulliam JRC (2003) Social organization and parasite risk in mammals: integrating theory and empirical studies. *Annual Review of Ecology, Evolution, and Systematics* **34**, 517–547.
- Alzaga V, Vicente J, Villanua D, Acevedo P, Casas F and Gortazar C (2008) Body condition and parasite intensity correlates with escape capacity in Iberian hares (*Lepus granatensis*). *Behavioral Ecology and Sociobiology* **62**, 769–775.
- Amoroso CR and Antonovics J (2020) Evolution of behavioral resistance in host-pathogen systems. *Biology Letters* **16**, 20200508.
- Anderson JR and Behringer DC (2013) Spatial dynamics in the social lobster *Panulirus argus* in response to diseased conspecifics. *Marine Ecology Progress Series* **474**, 191–200.
- Anderson RM and May RM (1982). Coevolution of hosts and parasites. *Parasitology* **85**(Pt 2), 411–426.
- Antonovics J, Wilson AJ, Forbes MR, Hauffe HC, Kallio ER, Leggett HC, Longdon B, Okamura B, Sait SM and Webster JP (2017) The evolution of transmission mode. *Philosophical Transactions of the Royal Society of London. Series B: Biological Sciences* **372**, 20160083.
- Aplin LM, Farine DR, Morand-Ferron J, Cole EF, Cockburn A and Sheldon BC (2013) Individual personalities predict social behaviour in wild networks of great tits (*Parus major*). *Ecology Letters* **16**, 1365–1372.
- Arakawa H, Arakawa K and Deak T (2009) Acute illness induces the release of aversive odor cues from adult, but not prepubertal, male rats and

- suppresses social investigation by conspecifics. *Behavioral Neuroscience* **123**, 964–978.
- Archie EA, Moss CJ and Alberts SC** (2006) The ties that bind: genetic relatedness predicts the fission and fusion of social groups in wild African elephants. *Proceedings of the Royal Society of London. Series B: Biological Sciences* **273**, 513–522.
- Baer B and Schmid-Hempel P** (1999) Experimental variation in polyandry affects parasite loads and fitness in a bumble-bee. *Nature* **397**, 151–154.
- Baracchi D, Fadda A and Turillazzi S** (2012) Evidence for antiseptic behaviour towards sick adult bees in honey bee colonies. *Journal of Insect Physiology* **58**, 1589–1596.
- Barber I and Dingemans NJ** (2010) Parasitism and the evolutionary ecology of animal personality. *Philosophical Transactions of the Royal Society of London. Series B: Biological Sciences* **365**, 4077–4088.
- Barrett LG, Thrall PH, Burdon JJ and Linde CC** (2008) Life history determines genetic structure and evolutionary potential of host-parasite interactions. *Trends in Ecology & Evolution* **23**, 678–685.
- Baudouin A, Gatti S, Levréro F, Genton C, Cristescu RH, Billy V, Motsch P, Pierre JS, Le Gouar P and Ménard N** (2019) Disease avoidance, and breeding group age and size condition the dispersal patterns of western lowland gorilla females. *Ecology* **100**, e02786–29.
- Begon M, Bennett M, Bowers RG, French NP, Hazel SM and Turner J** (2002) A clarification of transmission terms in host-microparasite models: numbers, densities and areas. *Epidemiology and Infection* **129**, 147–153.
- Behringer DC, Butler MJD and Shields J** (2006) Avoidance of disease by social lobsters. *Nature* **441**, 421.
- Berngruber TW, Lion S and Gandon S** (2015) Spatial structure, transmission modes and the evolution of viral exploitation strategies. *PLoS Pathogens* **11**, e1004810.
- Best A, Webb S, White A and Boots M** (2011) Host resistance and coevolution in spatially structured populations. *Proceedings of the Royal Society of London. Series B: Biological Sciences* **278**, 2216–2222.
- Biganski S, Kurze C, Müller MY and Moritz RFA** (2018) Social response of healthy honeybees towards *Nosema ceranae*-infected workers: care or kill? *Apidologie* **49**, 325–334.
- Block P, Hoffman M, Raabe JJ, Dowd JB, Rahal C, Kashyap R and Mills MC** (2020) Social network-based distancing strategies to flatten the COVID-19 curve in a post-lockdown world. *Nature Human Behaviour* **4**, 588–596.
- Blumstein DT, Ebersperger L and Hayes L** (2010) Towards an integrative understanding of social behavior: new models and new opportunities. *Frontiers in Behavioral Neuroscience* **4**, 34.
- Bolker BM, Nanda A and Shah D** (2010) Transient virulence of emerging pathogens. *Journal of the Royal Society Interface/the Royal Society* **7**, 811–822.
- Bonds MH, Keenan DC, Leidner AJ and Rohani P** (2005) Higher disease prevalence can induce greater sociality: a game theoretic coevolutionary model. *Evolution* **59**, 1859–1866.
- Bono LM, Smith LB Jr, Pfennig DW and Burch CL** (2017) The emergence of performance trade-offs during local adaptation: insights from experimental evolution. *Molecular Ecology* **26**, 1720–1733.
- Boots M and Meador M** (2007) Local interactions select for lower pathogen infectivity. *Science (New York, N.Y.)* **315**, 1284–1286.
- Boots M and Sasaki A** (1999) ‘Small worlds’ and the evolution of virulence: infection occurs locally and at a distance. *Proceedings of the Royal Society of London. Series B: Biological Sciences* **266**, 1933–1938.
- Bordes F, Blumstein DT and Morand S** (2007) Rodent sociality and parasite diversity. *Biology Letters* **3**, 692–694.
- Bos N, Lefèvre T, Jensen AB and d’Ettorre P** (2012) Sick ants become unsociable. *Journal of Evolutionary Biology* **25**, 342–351.
- Bouwman KM and Hawley DM** (2010) Sickness behaviour acting as an evolutionary trap? Male house finches preferentially feed near diseased conspecifics. *Biology Letters* **6**, 462–465.
- Bremermann HJ and Pickering J** (1983) A game-theoretical model of parasite virulence. *Journal of Theoretical Biology* **100**, 411–426.
- Brown SP, Hochberg ME and Grenfell BT** (2002) Does multiple infection select for raised virulence? *Trends in Microbiology* **10**, 401–405.
- Buck JC, Weinstein SB and Young HS** (2018) Ecological and evolutionary consequences of parasite avoidance. *Trends in Ecology & Evolution* **33**, 619–632.
- Bull JJ, Molineux IJ and Rice WR** (1991) Selection of benevolence in a host-parasite system. *Evolution* **45**, 875–882.
- Bull CM, Godfrey SS and Gordon DM** (2012) Social networks and the spread of *Salmonella* in a sleepy lizard population. *Molecular Ecology* **21**, 4386–4392.
- Butler JM and Roper TJ** (1996) Ectoparasites and sett use in European badgers. *Animal Behaviour* **52**, 621–629.
- Campbell EO and Luong LT** (2016) Mite choice generates sex- and size-biased infection in *Drosophila hydei*. *Parasitology* **143**, 787–793.
- Carney WP** (1969) Behavioral and morphological changes in carpenter ants harboring microcoeliid metacercariae. *The American Midland Naturalist* **82**, 605–611.
- Chao L, Hanley KA, Burch CL, Dahlberg C and Turner PE** (2000) Kin selection and parasite evolution: higher and lower virulence with hard and soft selection. *The Quarterly Review of Biology* **75**, 261–275.
- Chapman CA, Friant S, Godfrey K, Liu C, Sakar D, Schoof VAM, Sengupta R, Twinomugisha D, Valenta K and Goldberg TL** (2016) Social behaviours and networks of vervet monkeys are influenced by gastrointestinal parasites. *PLoS ONE* **11**, e0161113.
- Cheesman CL and Mallinson PJ** (1981) Behavior of badgers (*Meles-meles*) infected with bovine TB. *Journal of Zoology* **194**, 284–289.
- Childress MJ, Heldt KA and Miller SD** (2015) Are juvenile Caribbean spiny lobsters (*Panulirus argus*) becoming less social? *ICES Journal of Marine Science* **72**, i170–i176.
- Christe P, Glaizot O, Evanno G, Bruyndonckx N, Devevey G, Yannic G, Patthey P, Maeder A, Vogel P and Arlettaz R** (2007) Host sex and ectoparasites choice: preference for, and higher survival on female hosts. *Journal of Animal Ecology* **76**, 703–710.
- Claessen D and de Roos AM** (1995) Evolution of virulence in a host-pathogen system with local pathogen transmission. *Oikos* **74**, 401–413.
- Côté IM and Poulin R** (1995) Parasitism and group size in social animals: a meta-analysis. *Behavioral Ecology* **6**, 159.
- Cremer S, Pull CD and Fürst MA** (2018) Social immunity: emergence and evolution of colony-level disease protection. *Annual Review of Entomology* **63**, 105–123.
- Croft DP, Edenbrow M, Darden SK, Ramnarine IW, van Oosterhout C and Cable J** (2011) Effect of gyrodactylid ectoparasites on host behaviour and social network structure in guppies, *Poecilia reticulata*. *Behavioral Ecology and Sociobiology* **65**, 2219–2227.
- Cross PC, Lloyd-Smith JO, Johnson PLF and Getz WM** (2005) Duelling timescales of host movement and disease recovery determine invasion of disease in structured populations. *Ecology Letters* **8**, 587–595.
- Daversa DR, Hechinger RF, Madin E, Fenton A, Dell AI, Ritchie E, Rohr J and Rudolf VHW** (2019) Beyond the ecology of fear: non-lethal effects of predators are strong whereas those of parasites are diverse. *bioRxiv* 766477. doi: 10.1101/766477.
- Davis AR** (2012) Kin presence drives philopatry and social aggregation in juvenile Desert Night Lizards (*Xantusia vigilis*). *Behavioral Ecology* **23**, 18–24.
- de Brooke ML** (1985) The effect of allopreening on tick burdens of moulting eudyptid penguins. *The Auk* **102**, 893–895.
- Dennehy JJ, Abedon ST and Turner PE** (2007) Host density impacts relative fitness of bacteriophage $\phi 6$ genotypes in structured habitats. *Evolution* **61**, 2516–2527.
- de Roode JC, Pansini R, Cheesman SJ, Helinski MEH, Huijben S, Wargo AR, Bell AS, Chan BHK, Walliker D and Read AF** (2005) Virulence and competitive ability in genetically diverse malaria infections. *Proceedings of the National Academy of Sciences* **102**, 7624–7628.
- Dizney L and Dearing MD** (2013) The role of behavioural heterogeneity on infection patterns: implications for pathogen transmission. *Animal Behaviour* **86**, 911–916.
- Drewe JA** (2010) Who infects whom? Social networks and tuberculosis transmission in wild meerkats. *Proceedings of the Royal Society London. Series B: Biological Sciences* **277**, 633–642.
- Duneau D and Ebert D** (2012) Host sexual dimorphism and parasite adaptation. *PLoS Biology* **10**, e1001217.
- Duneau D, Luijckx P, Ruder LF and Ebert D** (2012) Sex-specific effects of a parasite evolving in a female-biased host population. *BMC Biology* **10**, 104.
- Ebert D** (1998) Experimental evolution of parasites. *Science (New York, N.Y.)* **282**, 1432–1436.
- Edwards JC** (1988) The effects of *Trichinella spiralis* infection on social interactions in mixed groups of infected and uninfected male mice. *Animal Behaviour* **36**, 529–540.
- Ekroth AKE, Rafaluk-Mohr C and King KC** (2019) Host genetic diversity limits parasite success beyond agricultural systems: a meta-analysis.

- Proceedings of the Royal Society of London. Series B: Biological Sciences* **286**, 20191811.
- Evans JD, Aronstein K, Chen YP, Hetru C, Imler J-L, Jiang H, Kanost M, Thompson GJ, Zou Z and Hultmark D** (2006) Immune pathways and defence mechanisms in honey bees *Apis mellifera*. *Insect Molecular Biology* **15**, 645–656.
- Ezenwa VO and Worsley-Tonks KEL** (2018) Social living simultaneously increases infection risk and decreases the cost of infection. *Proceedings of the Royal Society of London. Series B: Biological Sciences* **285**, 20182142.
- Ezenwa VO, Archie EA, Craft ME, Hawley DM, Martin LB, Moore J and White L** (2016a) Host behaviour-parasite feedback: an essential link between animal behaviour and disease ecology. *Proceedings of the Royal Society of London. Series B: Biological Sciences* **283**, 20153078.
- Ezenwa VO, Ghai RR, McKay AF and Williams AE** (2016b) Group living and pathogen infection revisited. *Current Opinion in Behavioral Sciences* **12**, 66–72.
- Fairbanks BM, Hawley DM and Alexander KA** (2014) No evidence for avoidance of visibly diseased conspecifics in the highly social banded mongoose (*Mungos mungo*). *Behavioral Ecology and Sociobiology* **69**, 371–381.
- Filiano AJ, Xu Y, Tustison NJ, Marsh RL, Baker W, Smirnov I, Overall CC, Gadani SP, Turner SD, Weng Z, Peerzade SN, Chen H, Lee KS, Scott MM, Beenhakker MP, Litvak V and Kipnis J** (2016) Unexpected role of interferon- γ in regulating neuronal connectivity and social behaviour. *Nature* **535**, 425–429.
- Fincher CL and Thornhill R** (2012) Parasite-stress promotes in-group assortative sociality: the cases of strong family ties and heightened religiosity. *The Behavioral and Brain Sciences* **35**, 61–79.
- Fisher RM, Henry LM, Cornwallis CK, Kiers ET and West SA** (2017) The evolution of host-symbiont dependence. *Nature Communications* **8**, 15973.
- Flint BF, Hawley DM and Alexander KA** (2016) Do not feed the wildlife: associations between garbage use, aggression, and disease in banded mongooses (*Mungos mungo*). *Ecology and Evolution* **6**, 5932–5939.
- Forde SE, Thompson JN and Bohannan BJM** (2004) Adaptation varies through space and time in a coevolving host-parasitoid interaction. *Nature* **431**, 841–844.
- Frank SA** (1992) A kin selection model for the evolution of virulence. *Proceedings of the Royal Society of London. Series B: Biological Sciences* **250**, 195–197.
- Freeland WJ** (1976) Pathogens and the evolution of primate sociality. *Biotropica* **8**, 12–24.
- Gandon S** (2002) Local adaptation and the geometry of host-parasite coevolution. *Ecology Letters* **5**, 246–256.
- Gandon S and Michalakis Y** (2002) Local adaptation, evolutionary potential and host-parasite coevolution: interactions between migration, mutation, population size and generation time. *Journal of Evolutionary Biology* **15**, 451–462.
- Geffre AC, Gernat T, Harwood GP, Jones BM, Morselli Gysi D, Hamilton AR, Bonning BC, Toth AL, Robinson GE and Dolezal AG** (2020) Honey bee virus causes context-dependent changes in host social behavior. *Proceedings of the National Academy of Sciences* **117**, 10406–10413.
- Gervasi SS, Opiakun M, Martin T, Beauchamp GK and Kimball BA** (2018) Sharing an environment with sick conspecifics alters odors of healthy animals. *Scientific Reports* **8**, 14255.
- Gipson SAY, Jimenez L and Hall MD** (2019) Host sexual dimorphism affects the outcome of within-host pathogen competition. *Evolution* **73**, 1443–1455.
- Godfrey SS, Ansari TH, Gardner MG, Farine DR and Bull CM** (2014) A contact-based social network of lizards is defined by low genetic relatedness among strongly connected individuals. *Animal Behaviour* **97**, 35–43.
- Greischar MA and Koskella B** (2007) A synthesis of experimental work on parasite local adaptation. *Ecology Letters* **10**, 418–434.
- Griffin RH and Nunn CL** (2012) Community structure and the spread of infectious disease in primate social networks. *Evolutionary Ecology* **26**, 779–800.
- Grosberg RK and Quinn JF** (1986) The genetic control and consequences of kin recognition by the larvae of a colonial marine invertebrate. *Nature* **322**, 456–459.
- Hamede RK, McCallum H and Jones M** (2013) Biting injuries and transmission of Tasmanian devil facial tumour disease. *Journal of Animal Ecology* **82**, 182–190.
- Harpur BA and Zayed A** (2013) Accelerated evolution of innate immunity proteins in social insects: adaptive evolution or relaxed constraint? *Molecular Biology and Evolution* **30**, 1665–1674.
- Harpur BA, Guarna MM, Huxter E, Higo H, Moon K-M, Hoover SE, Ibrahim A, Melathopoulos AP, Desai S, Currie RW, Pernal SF, Foster LJ and Zayed A** (2019) Integrative genomics reveals the genetics and evolution of the honey bee's social immune system. *Genome Biology and Evolution* **11**, 937–948.
- Hart BJ** (1988) Biological basis of the behavior of sick animals. *Neuroscience and Biobehavioral Reviews* **12**, 123–137.
- Hart BL** (1990) Behavioral adaptations to pathogens and parasites: 5 strategies. *Neuroscience and Biobehavioral Reviews* **14**, 273–294.
- Hawley DM, Etienne RS, Ezenwa VO and Jolles AE** (2011) Does animal behavior underlie covariation between hosts' exposure to infectious agents and susceptibility to infection? Implications for disease dynamics. *Integrative and Comparative Biology* **51**, 528–539.
- Hoeksema JD and Forde SE** (2008) A meta-analysis of factors affecting local adaptation between interacting species. *The American Naturalist* **171**, 275–290.
- Hofmann HA, Beery AK, Blumstein DT, Couzin ID, Earley RL, Hayes LD, Hurd PL, Lacey EA, Phelps SM, Solomon NG, Taborsky M, Young LJ and Rubenstein DR** (2014) An evolutionary framework for studying mechanisms of social behavior. *Trends in Ecology & Evolution* **29**, 581–589.
- Houde A and Torio AJ** (1992) Effect of parasitic infection on male color pattern and female choice in guppies. *Behavioral Ecology* **3**, 346–351.
- Hubert J-N, Zerjal T and Hospital F** (2018) Cancer- and behavior-related genes are targeted by selection in the Tasmanian devil (*Sarcophilus harrisii*). *PLoS ONE* **13**, e0201838–15.
- Hughes DP, Pierce NE and Boomsma JJ** (2008) Social insect symbionts: evolution in homeostatic fortresses. *Trends in Ecology & Evolution* **23**, 672–677.
- Jacquín L, Reader SM, Boniface A, Mateluna J, Patalas I, Pérez-Jvostov F and Hendry AP** (2016) Parallel and non-parallel behavioural evolution in response to parasitism and predation in Trinidadian guppies. *Journal of Evolutionary Biology* **29**, 1406–1422.
- Kassen R** (2002) The experimental evolution of specialists, generalists, and the maintenance of diversity. *Journal of Evolutionary Biology* **15**, 173–190.
- Kavaliers M, Choleris E and Pfaff DW** (2005) Genes, odours and the recognition of parasitized individuals by rodents. *Trends in Ecology & Evolution* **21**, 423–429.
- Keiser N, Pinter-Wollman N, Augustine DA, Ziemba MJ, Hao L, Lawrence JG and Pruitt JN** (2016) Individual differences in boldness influence patterns of social interactions and the transmission of cuticular bacteria among group-mates. *Proceedings of the Royal Society of London. Series B: Biological Sciences* **283**, 20160457.
- Kerr B, Neuhauser C, Bohannan BJM and Dean AM** (2006) Local migration promotes competitive restraint in a host-pathogen 'tragedy of the commons'. *Nature* **442**, 75–78.
- Kessler SE, Bonnell TR, Byrne RW and Chapman CA** (2017) Selection to outsmart the germs: the evolution of disease recognition and social cognition. *Journal of Human Evolution* **108**, 92–109.
- King KC and Lively CM** (2012) Does genetic diversity limit disease spread in natural host populations? *Heredity* **109**, 199–203.
- Kirsten K, Fior DXB, Kreutz LC and Barcellos LJXG** (2018) First description of behavior and immune system relationship in fish. *Scientific Reports* **8**, 1–7.
- Klein SL** (2000) The effects of hormones on sex differences in infection: from genes to behavior. *Neuroscience and Biobehavioral Reviews* **24**, 627–638.
- Klein SL** (2003) Parasite manipulation of the proximate mechanisms that mediate social behavior in vertebrates. *Physiology & Behavior* **79**, 441–449.
- Klemme I, Hyvärinen P and Karvonen A** (2020) Negative associations between parasite avoidance, resistance and tolerance predict host health in salmonid fish populations. *Proceedings of the Royal Society of London. Series B: Biological Sciences* **287**, 20200388.
- Kocher SD, Mallarino R, Rubin BER, Yu DW, Hoekstra HE and Pierce NE** (2018) The genetic basis of a social polymorphism in halictid bees. *Nature Communications* **9**, 4338.
- Koprivnikar J and Penalva L** (2015) Lesser of two evils? Foraging choices in response to threats of predation and parasitism. *PLoS ONE* **10**, e0116569.
- Kotrschal A, Szorkovszky A, Herbert-Read J, Bloch NI, Romenskyy M, Buechel SD, Eslava AF, Alòs LS, Zeng H, Le Foll A, Braux G, Pelckmans K, Mank JE, Sumpter D and Kolm N** (2020) Rapid evolution of coordinated and collective movement in response to artificial selection. *bioRxiv* 2020.01.30.926311. doi: 10.1101/2020.01.30.926311.
- Krause J and Ruxton GD** (2002) *Living in Groups*. Oxford: Oxford University Press.

- Kulahci IG, Ghazanfar AA and Rubenstein DI (2018) Consistent individual variation across interaction networks indicates social personalities in lemurs. *Animal Behaviour* **136**, 217–226.
- Lefevre T, Adamo SA, Biron DG, Missé D, Hughes D and Thomas F (2009) Invasion of the body snatchers: the diversity and evolution of manipulative strategies in host–parasite interactions. *Advances in Parasitology* **68**, 45–83.
- Lion S and Boots M (2010) Are parasites ‘prudent’ in space? *Ecology Letters* **13**, 1245–1255.
- Lipsitch M, Herre EA and Nowak MA (1995) Host population structure and the evolution of virulence: a ‘Law of Diminishing Returns’. *Evolution* **49**, 743–748.
- Lively CM (1999) Migration, virulence, and the geographic mosaic of adaptation by parasites. *The American Naturalist* **153**, S34–S47.
- Lively CM (2016) Coevolutionary epidemiology: disease spread, local adaptation, and sex. *The American Naturalist* **187**, E77–E82.
- Loehle C (1995) Social barriers to pathogen transmission in wild animal populations. *Ecology* **76**, 326–335.
- Lopes PC (2014) When is it socially acceptable to feel sick? *Proceedings of the Royal Society B. Series B: Biological Sciences* **281**, 20140218.
- Lopes PC, Adelman J, Wingfield JC and Bentley GE (2012) Social context modulates sickness behaviour. *Behavioral Ecology and Sociobiology* **66**, 1421–1428.
- Lopes PC, Block P and König B (2016) Infection-induced behavioural changes reduce connectivity and the potential for disease spread in wild mice contact networks. *Scientific Reports* **6**, 31790.
- López-Urbe MM, Sconiers WB, Frank SD, Dunn RR and Tarpay DR (2016) Reduced cellular immune response in social insect lineages. *Biology Letters* **12**, 20150984.
- McCabe CM, Reader SM and Nunn CL (2015) Infectious disease, behavioural flexibility and the evolution of culture in primates. *Proceedings of the Royal Society of London. Series B: Biological Sciences* **282**, 20140862.
- Messenger AL, Molineux IJ and Bull JJ (1999) Virulence evolution in a virus obeys a trade-off. *Proceedings of the Royal Society of London. Series B: Biological Sciences* **266**, 397–404.
- Mikheev VN, Pasternak AF, Morozov AY and Taskinen J (2019) Innate anti-predator behavior can promote infection in fish even in the absence of predators. *Behavioral Ecology* **31**, 267–276.
- Moore J (2002) *Parasites and the Behavior of Animals*. Oxford, UK: Oxford University Press.
- Mooring MS and Hart BL (1992) Animal grouping for protection from parasites: selfish herd and encounter-dilution effects. *Behaviour* **123**, 173–193.
- Mooring MS, Hart BL and Fitzpatrick TA (2006) Grooming in desert big-horn sheep (*Ovis canadensis mexicana*) and the ghost of parasites past. *Behavioral Ecology* **17**, 364–371.
- Morgan AD, Gandon S and Buckling A (2005) The effect of migration on local adaptation in a coevolving host–parasite system. *Nature* **437**, 253.
- Müller-Klein N, Heistermann M, Strube C, Franz M, Schülke O and Ostner J (2019) Exposure and susceptibility drive reinfection with gastrointestinal parasites in a social primate. *Functional Ecology* **43**, 67.
- Nadler SA (1995) Microevolution and the genetic structure of parasite populations. *The Journal of Parasitology* **81**, 395–403.
- Nadler SE, Hafner MS, Hafner JC and Hafner DJ (1990) Genetic differentiation among chewing louse populations (Mallophaga: Trichodectidae) in a pocket gopher contact zone (Rodentia: Geomyidae). *Evolution* **44**, 942–951.
- Natoli E, Say L, Cafazzo S, Bonanni R, Schmid M and Pontier D (2005) Bold attitude makes male urban feral domestic cats more vulnerable to Feline Immunodeficiency Virus. *Neuroscience and Biobehavioral Reviews* **29**, 151–157.
- Nunn CL and Altizer S (2006) Host–parasite dynamics and epidemiological principles. In Nunn C and Altizer S (eds), *Infectious Diseases in Primates: Behavior, Ecology and Evolution*. New York, NY: Oxford University Press, pp. 98–133. doi: 10.1093/acprof:oso/9780198565857.003.0004.
- Nunn CL, Jordan F, McCabe CM, Verdolin JL and Fewell JH (2015) Infectious disease and group size: more than just a numbers game. *Philosophical Transactions of the Royal Society of London. Series B: Biological Sciences* **370**, 20140111.
- O’Donnell S (1997) How parasites can promote the expression of social behaviour in their hosts. *Proceedings of the Royal Society of London. Series B: Biological Sciences* **264**, 689–694.
- Owen-Ashley NT and Wingfield JC (2006) Seasonal modulation of sickness behavior in free-living northwestern song sparrows (*Melospiza melodia morphna*). *Journal of Experimental Biology* **209**, 3062–3070.
- Parker BJ, Barribeau SM, Loughton AM, de Roode JC and Gerardo NM (2011) Non-immunological defence in an evolutionary framework. *Trends in Ecology & Evolution* **26**, 242–248.
- Patterson JEH and Ruckstuhl KE (2013) Parasite infection and host group size: a meta-analytical review. *Parasitology* **140**, 803–813.
- Petkova I, Abbey-Lee RN and Lovlie H (2018) Parasite infection and host personality: *Glugea*-infected three-spined sticklebacks are more social. *Behavioral Ecology and Sociobiology* **72**, 1–9.
- Pharaon J and Bauch CT (2018) The influence of social behaviour on competition between virulent pathogen strains. *Journal of Theoretical Biology* **455**, 47–53.
- Poirotte C and Charpentier MJE (2020) Unconditional care from close maternal kin in the face of parasites. *Biology Letters* **16**, 20190869.
- Poirotte C, Massot F, Herbert A, Willaume E, Bomo PM, Kappeler PM and Charpentier MJE (2017) Mandrills use olfaction to socially avoid parasitized conspecifics. *Science Advances* **3**, e1601721.
- Poulin R (2007) *Evolutionary Ecology of Parasites*, 2nd Edn. Princeton, NJ: Princeton University Press.
- Poulin R (2010) Parasite manipulation of host behavior: an update and frequently asked questions. *Advances in the Study of Behavior* **41**, 151–186.
- Poulin R (2019) Modification of host social networks by manipulative parasites. *Behaviour* **155**, 671–688.
- Powell SN, Wallen MM, Miketa ML, Krzyszczyk E, Foroughirad V, Bansal S and Mann J (2020) Sociality and tattoo skin disease among bottlenose dolphins in Shark Bay, Australia. *Behavioral Ecology* **31**, 459–466.
- Prado F, Sheih A, West JD and Kerr B (2009) Coevolutionary cycling of host sociality and pathogen virulence in contact networks. *Journal of Theoretical Biology* **261**, 561–569.
- Rand DA, Keeling M and Wilson HB (1995) Invasion, stability and evolution to criticality in spatially extended, artificial host–pathogen ecologies. *Proceedings of the Royal Society of London. Series B: Biological Sciences* **259**, 55–63.
- Ranta E (1992) Gregariousness versus solitude: another look at parasite faunal richness in Canadian freshwater fishes. *Oecologia* **89**, 150–152.
- Read JM and Keeling MJ (2003) Disease evolution on networks: the role of contact structure. *Proceedings of the Royal Society of London. Series B: Biological Sciences* **270**, 699–708.
- Reckardt K and Kerth G (2009) Does the mode of transmission between hosts affect the host choice strategies of parasites? Implications from a field study on bat fly and wing mite infestation of Bechstein’s bats. *Oikos* **118**, 183–190.
- Rékási J, Rózsa L and Kiss BJ (1997) Patterns in the distribution of avian lice (Phthiraptera: Amblycera, Ischnocera). *Journal of Avian Biology* **28**, 150–156.
- Riehl C (2011) Living with strangers: direct benefits favour non-kin cooperation in a communally nesting bird. *Proceedings of the Royal Society of London. Series B: Biological Sciences* **278**, 1728–1735.
- Rifkin JL, Nunn CL and Garamszegi LZ (2012) Do animals living in larger groups experience greater parasitism? A meta-analysis. *The American Naturalist* **180**, 70–82.
- Ripperger SP, Stockmaier S and Carter GG (2020) Tracking sickness effects on social encounters via proximity-sensing in wild vampire bats. *Behavioral Ecology*. In Press.
- Rode NO, Lievens EJP, Flaven E, Segard A, Jabbour-Zahab R, Sanchez MI and Lenormand T (2013) Why join groups? Lessons from parasite-manipulated *Artemia*. *Ecology Letters* **16**, 493–501.
- Rogers ME and Bates PA (2007) *Leishmania* manipulation of sand fly feeding behavior results in enhanced transmission. *PLoS Pathogens* **3**, e91.
- Romano V, MacIntosh AJJ and Sueur C (2020) Stemming the flow: information, infection, and social evolution. *Trends in Ecology & Evolution* **35**, 849–853.
- Rózsa L, Rékási J and Reiczgel J (1996) Relationship of host coloniality to the population ecology of avian lice (Insecta: Phthiraptera). *The Journal of Animal Ecology* **65**, 242–248.
- Russell ST, Kelley JL, Graves JA and Magurran AE (2004) Kin structure and shoal composition dynamics in the guppy, *Poecilia reticulata*. *Oikos* **106**, 520–526.
- Sah P, Mann J and Bansal S (2018) Disease implications of animal social network structure: a synthesis across social systems. *Journal of Animal Ecology* **87**, 546–558.
- Schmid-Hempel P (2017) Parasites and their social hosts. *Trends in Parasitology* **33**, 453–462.
- Seghers B (1974) Schooling behavior in the guppy (*Poecilia reticulata*): an evolutionary response to predation. *Evolution* **28**, 486–489.

- Shakhar K and Shakhar G** (2015) Why do we feel sick when infected – can altruism play a role? *PLoS Biology* **13**, e1002276–15.
- Shaw DJ, Grenfell BT and Dobson AP** (1998) Patterns of macroparasite aggregation in wildlife host populations. *Parasitology* **117**(Pt 6), 597–610.
- Sheldon BC and Verhulst S** (1996) Ecological immunology: costly parasite defences and trade-offs in evolutionary ecology. *Trends in Ecology & Evolution* **11**, 317–321.
- Sherman PW, Seeley TD and Reeve HK** (1988) Parasites, pathogens, and polyandry in social Hymenoptera. *The American Naturalist* **131**, 602–610.
- Shorter JR and Rueppell O** (2012) A review on self-destructive defence behaviours in social insects. *Insectes Sociaux* **59**, 1–10.
- Silk MJ, Weber NL, Steward LC, Hodgson DJ, Boots M, Croft DP, Delahay RJ and McDonald RA** (2018) Contact networks structured by sex underpin sex-specific epidemiology of infection. *Ecology Letters* **21**, 309–318.
- Siva-Jothy JA and Vale PF** (2019) Viral infection causes sex-specific changes in fruit fly social aggregation behaviour. *Biology Letters* **15**, 20190344.
- Snyder-Mackler N, Burger JR, Gaydos L, Belsky DW, Noppert GA, Campos FA, Bartolomucci A, Yang YC, Aiello AE, O’Rand A, Harris KM, Shively CA, Alberts SC and Tung J** (2020) Social determinants of health and survival in humans and other animals. *Science (New York, N.Y.)* **368**, eaax9553.
- Spivak M and Reuter GS** (2001) Resistance to American foulbrood disease by honey bee colonies *Apis mellifera* bred for hygienic behavior. *Apidologie* **32**, 555–565.
- Stephenson JF** (2019) Parasite-induced plasticity in host social behaviour depends on sex and susceptibility. *Biology Letters* **15**, 20190557.
- Stephenson JF and Reynolds M** (2016) Imprinting can cause a maladaptive preference for infectious conspecifics. *Biology Letters* **12**, 20160020.
- Stephenson JF, van Oosterhout C, Mohammed RS and Cable J** (2015) Parasites of Trinidadian guppies: evidence for sex- and age-specific trait-mediated indirect effects of predators. *Ecology* **96**, 489–498.
- Stephenson JF, Kinsella C, Cable J and van Oosterhout C** (2016) A further cost for the sicker sex? Evidence for male-biased parasite-induced vulnerability to predation. *Ecology and Evolution* **6**, 2506–2515.
- Stephenson JF, Perkins SE and Cable J** (2018) Transmission risk predicts avoidance of infected conspecifics in Trinidadian guppies. *Journal of Animal Ecology* **87**, 1525–1533.
- Stewart AD, Logsdon Jr JM and Kelley SE** (2005). An empirical study of the evolution of virulence under both horizontal and vertical transmission. *Evolution* **59**, 730–739.
- Stockmaier S, Bolnick DI, Page RA and Carter GG** (2018) An immune challenge reduces social grooming in vampire bats. *Animal Behaviour* **140**, 141–149.
- Stockmaier S, Bolnick DI, Page RA, Josic D and Carter GG** (2020a) Immune-challenged vampire bats produce fewer contact calls. *Biology Letters* **16**, 20200272.
- Stockmaier S, Bolnick DI, Page RA and Carter GG** (2020b) Sickness effects on social interactions depend on the type of behaviour and relationship. *Journal of Animal Ecology* **89**, 1387–1394.
- Stroeymeyt N, Grasse AV, Crespi A, Mersch DP, Cremer S and Keller L** (2018) Social network plasticity decreases disease transmission in a eusocial insect. *Science (New York, N.Y.)* **362**, 941–945.
- Thompson JN** (2005) *The Geographic Mosaic of Coevolution*. Chicago, IL, USA: University of Chicago Press.
- Townsend AK, Taff CC, Wheeler SS, Weis AM, Hinton MG, Jones ML, Logsdon RM, Reisen WK, Freund D, Sehgal RNM, Saberi M, Suh YH, Hurd J and Boyce WM** (2018) Low heterozygosity is associated with vector-borne disease in crows. *Ecosphere (Washington, DC)* **9**, e02407.
- Townsend AK, Hawley DM, Stephenson JF and Williams KEG** (2020) Emerging infectious disease and the challenges of social distancing in human and non-human animals. *Proceedings of the Royal Society of London. Series B: Biological Sciences* **287**, 20201039.
- Turner PE and Chao L** (1999) Prisoner’s dilemma in an RNA virus. *Nature* **398**, 441–443.
- Turner PE, Cooper VS and Lenski RE** (1998) Tradeoff between horizontal and vertical modes of transmission in bacterial plasmids. *Evolution* **52**, 315–329.
- Udiani O and Fefferman NH** (2020) How disease constrains the evolution of social systems. *Proceedings of the Royal Society of London. Series B: Biological Sciences* **287**, 20201284.
- Van Baalen M** (2002) Contact networks and the evolution of virulence. In Diekmann U, Metz JAJ, Sabelis MW and Sigmund K (eds). *Adaptive Dynamics of Infectious Diseases: In Pursuit of Virulence Management*. Cambridge, UK: Cambridge University Press, pp. 85–103.
- VanderWaal KL and Ezenwa V** (2016) Heterogeneity in pathogen transmission: mechanisms and methodology. *Functional Ecology* **30**, 1606–1622.
- VanderWaal KL, Obanda V, Omondi GP, McCowan B, Wang H, Fushing H and Isbell LA** (2016) The ‘strength of weak ties’ and helminth parasitism in giraffe social networks. *Behavioral Ecology* **27**, 1190–1197.
- van Schaik J, Kerth G, Bruyndonckx N and Christe P** (2014) The effect of host social system on parasite population genetic structure: comparative population genetics of two ectoparasitic mites and their bat hosts. *BMC Evolutionary Biology* **14**, 18.
- van Schaik J, Dekeukeleire D and Kerth G** (2015) Host and parasite life history interplay to yield divergent population genetic structures in two ectoparasites living on the same bat species. *Molecular Ecology* **24**, 2324–2335.
- Viljakainen L, Evans JD, Hasselmann M, Rueppell O, Tingek S and Pamilo P** (2009) Rapid evolution of immune proteins in social insects. *Molecular Biology and Evolution* **26**, 1791–1801.
- Walker TN and Hughes WOH** (2009) Adaptive social immunity in leaf-cutting ants. *Biology Letters* **5**, 446–448.
- Weber N, Bearhop S, Dall SRX, Delahay RJ, McDonald RA and Carter SP** (2013) Denning behaviour of the European badger (*Meles meles*) correlates with bovine tuberculosis infection status. *Behavioral Ecology and Sociobiology* **67**, 471–479.
- Weinstein SB, Buck JC and Young HS** (2018) A landscape of disgust. *Science (New York, N.Y.)* **359**, 1213–1214.
- White LA, Forester JD and Craft ME** (2018) Covariation between the physiological and behavioral components of pathogen transmission: host heterogeneity determines epidemic outcomes. *Oikos* **127**, 538–552.
- Whiteman NK and Parker PG** (2004) Effects of host sociality on ectoparasite population biology. *The Journal of Parasitology* **90**, 939–947.
- Whitlock MC and Barton NH** (1997) The effective size of a subdivided population. *Genetics* **146**, 427–441.
- Wild G, Gardner A and West SA** (2009) Adaptation and the evolution of parasite virulence in a connected world. *Nature* **459**, 983–986.
- Willette AA, Lubach GR and Coe CL** (2007) Environmental context differentially affects behavioral, leukocyte, cortisol, and interleukin-6 responses to low doses of endotoxin in the rhesus monkey. *Brain, Behavior, and Immunity* **21**, 807–815.
- Woodroffe R, Donnelly CA, Wei G, Cox DR, Bourne FJ, Burke T, Butlin RK, Cheeseman CL, Gettinby G, Gilks P, Hedges S, Jenkins HE, Johnston WT, McInerney JP, Morrison WI and Pope LC** (2009) Social group size affects *Mycobacterium bovis* infection in European badgers (*Meles meles*). *Journal of Animal Ecology* **78**, 818–827.
- Zylberberg M, Klasing KC and Hahn TP** (2012) House finches (*Carpodacus mexicanus*) balance investment in behavioural and immunological defences against pathogens. *Biology Letters* **9**, 20120856.