



Published in final edited form as:

European J Org Chem. 2024 June 17; 27(23): . doi:10.1002/ejoc.202400067.

n-Bu₄Ni/K₂S₂O₈-MEDIATED C–N COUPLING BETWEEN ALDEHYDES AND AMIDES

Xiaochen Liu^{[a],[b]}, Samuel Hee^{[a],[b]}, Netanel G. Sapir^[a], Alvin Li^[a], Syed Farkruzzaman^[a], Jianbo Liu^{[a],[b]}, Yu Chen^{[a],[b]}

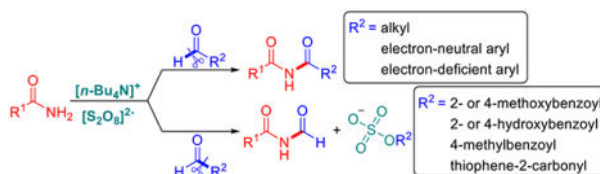
^[a]Department of Chemistry and Biochemistry, Queens College of the City University of New York, 65-30 Kissena Blvd., Queens, New York, 11367, United States

^[b]Ph.D. Program in Chemistry, The Graduate Center of the City University of New York, 365 Fifth Ave., New York, New York 10016, United States

Abstract

n-Bu₄Ni/K₂S₂O₈ mediated C–N coupling between aldehydes and amides is reported. A strong electronic effect is observed on the aromatic aldehyde substrates. The transformylation from aldehyde to amide takes place exclusively when an aromatic aldehyde bears electron-donating groups at either the *ortho* or *para* position of the formyl group, while the cross-dehydrogenative coupling dominates in the absence of these groups. Both the density functional theory (DFT) thermochemistry calculations and experimental data support the proposed single electron transfer mechanism with the formation of an acyl radical intermediate in the cross-dehydrogenative coupling. The *n*-Bu₄Ni/K₂S₂O₈ mediated oxidative cyclization between 2-aminobenzamide and aldehydes is also reported, with four quinazolin-4(3*H*)-ones prepared in 65–99% yields.

Graphical Abstract



An *n*-Bu₄Ni/K₂S₂O₈-mediated substrate-dependent C–N coupling between aldehydes and amides is reported. When an aromatic aldehyde bears electron-donating groups at either the *ortho* or *para* position of the formyl group, a transformylation takes place exclusively. Without these groups, a cross-dehydrogenative coupling dominates. Furthermore, when 2-aminobenzamide is employed, only quinazolin-4(3*H*)-ones are obtained regardless of the aldehyde used.

Yu.Chen1@qc.cuny.edu ; Jianbo.liu@qc.cuny.edu.

Supporting Information

The general procedure for the coupling reaction, the ¹H, ¹³C NMR data and spectra, and the Density Functional Theory (DFT) thermochemistry calculations for the proposed mechanism that support the findings of this study are available in the supplementary material of this article.

Keywords

C–N coupling; cross-dehydrogenative coupling; imides; potassium persulfate; quinazolin-4(3*H*)-ones

Introduction

Imide motifs widely exist in natural products, pharmaceuticals, and materials,^[1] which has prompted chemists to develop a number of synthetic methods for their preparation.^[2] The traditional synthetic routes focus on the acylation of amides with carboxylic acids,^[3] acid chlorides,^[4] and acid anhydrides.^[5] However, these methods have limitations, such as the lability of the activated acid derivatives, low atom economy, environmental pollution, and tedious procedures. Recently, the *N*-acylation of amides by aldehydes or alcohols via cross dehydrogenative coupling has attracted great interest. The known methods include transition-metal such as copper,^[6] iron,^[7] rhodium,^[8] or palladium,^[9] and *N*-heterocyclic carbene (NHC)^[10] catalyzed oxidative *N*-acylation of amides by aldehydes (Scheme 1, Eq 1) and copper^[11] catalyzed oxidative *N*-acylation of amides by alcohols.

Iodine^[12] or persulfate^[13] mediated cross dehydrogenative coupling^[14] reactions have aroused the great interest of chemists. These transformations are superior to the classical transition metal-catalyzed couplings in terms of their green chemistry features including environmental compatibility and economic impact. In addition, the iodine or persulfate-mediated cross-dehydrogenative coupling reactions in general undergo single electron transfer pathways, which are different from the classical transition metal catalysis and often display different chemical reactivity from the latter. Inspired by the rapid progress in the iodine and persulfate-mediated oxidative cross-couplings in recent years and the lack of research on the iodine or persulfate mediated imide coupling, we have explored the imide synthesis by an *n*-Bu₄NI/K₂S₂O₈ mediated cross dehydrogenative C–N coupling between amides and aldehydes (Scheme 1, Eq 2). Herein, we report the details of our study.

Results and Discussion

Initially, the coupling of acetamide and benzaldehyde was explored in the presence of either 10 mol% of *n*-Bu₄NI or 2.0 equivalents of K₂S₂O₈ (Table 1, entries 1–2). No imide product was observed in either case. On the other hand, *N*-acetylbenzamide (**1a**) was obtained in a 27% yield in the presence of 2.0 equivalents of ammonium peroxydisulfate ((NH₄)₂S₂O₈) (Table 1, entry 3). The combination of one equivalent of 18-crown-6 and 2.0 equivalents of K₂S₂O₈ led to a 43% yield of **1a** (Table 1, entry 4). The combination of 10 mol% of *n*-Bu₄NI and 2.0 equivalents of K₂S₂O₈ further enhanced the yield of **1a** to 66% (Table 1, entry 5). Under the same conditions, other tetrabutylammonium halides (*n*-Bu₄NCl and *n*-Bu₄NBr) only led to extremely low yields (Table 1, entries 6–7). No products were observed if other peroxides such as *tert*-butyl hydroperoxide (TBHP), cumene hydroperoxide (CHP), hydrogen peroxide (H₂O₂), and benzoyl peroxide (DBPO) were used (Table 1, entries 8–11). Lower yields of **1a** were obtained in other solvents such as toluene, THF and DMF (Table 1, entries 12–14). No product **1a** was observed in DMSO (Table 1, entry 15). When the amount of *n*-Bu₄NI was raised to 20 mol%, the yield of **1a** dropped to 50% (Table 1, entry 16). The

reaction time was not optimized, but we later found that the yield of **1a** reached a maximum after approximately 12 hours.

After optimizing the reaction conditions, we investigated the scope of the aldehydes in the cross-dehydrogenative coupling with benzamide and observed a strong electronic effect on the aromatic aldehyde substrates. When an aryl aldehyde bears an electron-donating group at either the *para* or *ortho* position of the formyl group, such as *p*-anisaldehyde, *o*-anisaldehyde, *p*-tolualdehyde, 4-hydroxybenzaldehyde, 2-hydroxybenzaldehyde and thiophene-2-carbaldehyde, the reaction all exclusively led to the transformylation product **2** (Table 2). Among all the aryl aldehydes examined, *p*-anisaldehyde afforded the highest yield of **2**.^[15] In the cases where the transformylation products were obtained in low yields, the unreacted amides were recovered. At the same time, the rest of the aldehydes were oxidized to the corresponding carboxylic acids.

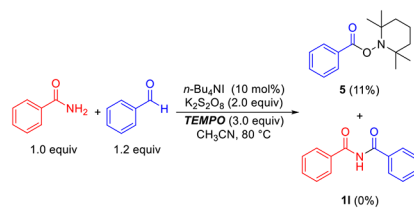
When benzaldehyde (Table 3, **1a**, **1e-1i**, **1l-1r**), *ortho*-bromobenzaldehyde (Table 3, **1j**), or an aliphatic aldehyde (Table 3, **1f** obtained in 73% yield) was employed, only a small amount of transformylation product (less than 10%) was observed, and the cross-dehydrogenative coupling product, imide, predominated. On the other hand, when the aromatic aldehydes bearing strong electron-withdrawing substituents were employed, such as methyl 4-formylbenzoate (Table 3, **1b**), 4-nitrobenzaldehyde (Table 3, **1c**), and picolinaldehyde (Table 3, **1d**), the reactions all exclusively led to the cross-dehydrogenative coupling products – imides. *m*-Anisaldehyde led to a mixture of the transformylation and cross-dehydrogenative coupling products almost in equal amounts (Table 3, **1k**). A broad scope of amides was well accommodated in the coupling, including alkyl (Table 3, **1a-i**), alkenyl (Table 3, **1p-q**), and aromatic amides (Table 3, **1j-o**). Both the electron-donating group such as methoxy (Table 3, **1m**), and the electron-withdrawing group such as fluorine (Table 3, **1o**) were compatible on the aromatic amides. Secondary amide (pyrrolidin-2-one) was also well accommodated in the coupling with benzaldehyde affording the imide product in a 62% yield (Table 3, **1r**). It is worth noting that imide **1f** was successfully prepared in comparable yields by the coupling of two sets of different amide and aldehyde substrates, which offers chemists more flexibility in the choice of the starting materials when employing the current protocol to synthesize imides.

The reaction between 2-aminobenzamide and aldehydes, however, resulted in cyclization products – quinazolin-4(3*H*)-ones (Table 4, **3**) instead of imides. Both aromatic and aliphatic aldehydes were well accommodated in the reaction with 2-aminobenzamide (Table 4, **3a-d**). It is worth noting that *p*-anisaldehyde also led to the quinazolin-4(3*H*)-one product in a 65% yield (Table 4, **3d**), which suggests the cyclization undergoes a different mechanistic pathway than the *n*-Bu₄NI/K₂S₂O₈ mediated C-N coupling between aldehydes and amides discussed in Tables 2 and 3. The former is believed to undergo an imine formation between aldehyde and the amino group of 2-aminobenzamide, followed by an intramolecular cyclization and oxidation.^[16]

In order to gain more insights into the cyclization reaction, we examined the reaction between 2-aminobenzamide and benzaldehyde in the absence of *n*-Bu₄NI and K₂S₂O₈ and obtained 2,3-dihydroquinazolin-4(1*H*)-one (**4**) in a 64% yield (Scheme 2). When **4** was

subjected to our optimized cross-dehydrogenative coupling conditions, quinazolin-4(3*H*)-one (**3a**) was obtained in a 90% yield. Therefore, we believe the cyclization between 2-aminobenzamide and aldehydes undergoes a reaction pathway similar to that reported in the literature,^[16] including the condensation of primary amines with aldehydes to form imines, and subsequent intramolecular cyclization and oxidation.

The literature reports indicated that *n*-Bu₄NI and K₂S₂O₈ mediated reactions usually take place via single electron transfer mechanisms.^[17] When three equivalents of (2,2,6,6-tetramethylpiperidin-1-yl)oxyl (TEMPO) were added to the coupling reaction between benzamide and benzaldehyde, a benzoyl-TEMPO adduct (**5**) was obtained in an 11% yield (Eq 3), while the imide coupling was completely inhibited.



(Eq 3)

To gain more insights into the reaction mechanism, we also carried out DFT calculations (see the supporting information for details). The calculated DFT reaction enthalpies reflected the endo- and exothermicity for each elementary step, from which the probable rate-limiting step(s) may be singled out. The identified endothermic steps (i.e. the homolysis of peroxydisulfate anion, and the nucleophilic acyl substitution between benzoic sulfuric anhydride anion **B** and amides, see Scheme 3; and the oxidation of *p*-anisaldehyde to a phenyl cation radical **C** by a sulfate anion radical, see Scheme 4) are consistent with the fact that the reactions only start at an elevated temperature (80 °C).

Based on our experimental data, DFT calculations,^[18] and the prior literature reports,^[19] a plausible mechanism for the cross dehydrogenative coupling between amides and aldehydes is described in Scheme 3. First, the more soluble bis(tetrabutylammonium) peroxydisulfate is generated from *n*-Bu₄NI and K₂S₂O₈, which undergoes homolytic cleavage producing sulfate anion radical at the elevated temperature. The sulfate anion radical abstracts the formyl hydrogen from the aldehyde resulting in an acyl radical **A** and a bisulfate anion. **A** reacts with a second equivalent of sulfate anion radical forming benzoic sulfuric anhydride^[20] anion **B**, which undergoes a nucleophilic acyl substitution with amides leading to the imide product.

On the other hand, since the sulfate anion radical is a well-known strong oxidant,^[13] in the presence of electron-rich aromatic aldehydes such as *p*-anisaldehyde, the sulfate anion radical first oxidizes *p*-anisaldehyde to a phenyl cation radical (**C**). A second equivalent of sulfate anion radical then adds to the *ipso* position of the formyl group forming an arenium ion (1-formyl-4-methoxycyclohexa-3,5-dien-2-ylum-1-yl sulfate) **D**, which is stabilized by the electron-donating *para*-methoxy group. A subsequent nucleophilic acyl substitution

between **D** and amide takes place at the formyl group leading to the formyl imide and 4-methoxyphenyl hydrogen sulfate (**6**).

Conclusion

In summary, a *n*-Bu₄Ni/K₂S₂O₈ mediated C–N coupling between aldehydes and amides is reported. The reaction takes place via a single electron transfer mechanism, employing inexpensive and user-friendly reagents. A broad scope of amide substrates is well accommodated in the coupling reaction, but the aldehyde substrates have displayed a strong electronic effect. Aliphatic and electron-neutral or -deficient aromatic aldehydes predominantly undergo the cross dehydrogenative coupling pathway forming imides. On the other hand, the aromatic aldehydes bearing electron-donating groups at either the *ortho* or *para* position of the formyl group exclusively go through the transformylation pathway forming formyl imides. Both the experimental data and DFT calculations support the proposed mechanism with the formation of an acyl radical intermediate in the cross-dehydrogenative coupling. Quinazolin-4(3*H*)-ones were also prepared by the cyclization between aldehydes and 2-aminobenzamide under the reported oxidative coupling conditions, but *via* a different mechanistic pathway. More *n*-Bu₄Ni/K₂S₂O₈ mediated cross-coupling reactions are under investigation in our laboratory and will be reported in due course.

Experimental Section

General procedure for the preparation of imides (**1**) via *n*-Bu₄Ni/K₂S₂O₈-mediated cross-dehydrogenative coupling between amides and aldehydes.

An oven-dried 20 mL glass reaction vial was charged with amide (1.0 mmol, 1.0 equiv), aldehyde (1.2 mmol, 1.2 equiv), tetrabutylammonium iodide (36.9 mg, 0.1 mmol, 10 mol%), potassium persulfate (540.6 mg, 2.0 mmol, 2.0 equiv), and anhydrous acetonitrile (7 mL). The reaction mixture was sealed with a pressure relief cap and stirred at 80 °C for 20 h. The reaction mixture was diluted with 20 mL of ethyl acetate and washed with saturated aqueous NaHCO₃ solution (20 mL). The aqueous phase was extracted with diethyl ether (2 × 15 mL). The combined organic layers were dried over anhydrous MgSO₄ and concentrated using a rotary evaporator under reduced pressure (20 mmHg). The residue was purified by flash column chromatography on silica gel (eluent: hexanes/ethyl acetate) to afford the corresponding products **1**.

Supplementary Material

Refer to Web version on PubMed Central for supplementary material.

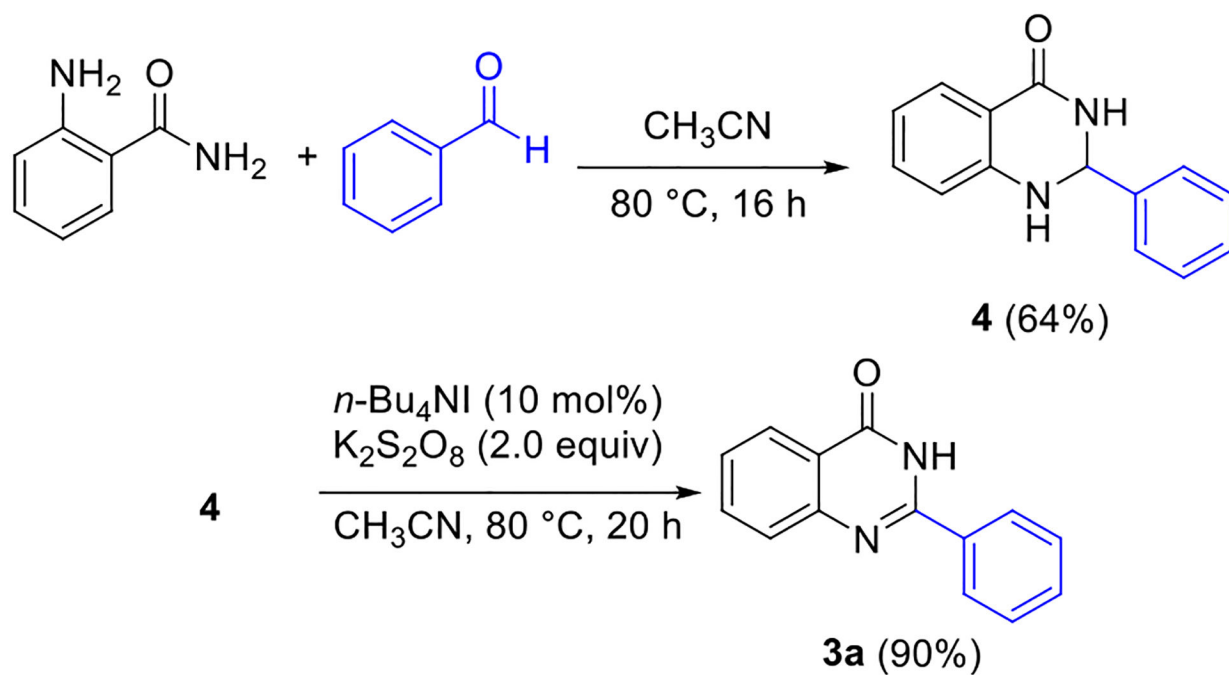
Acknowledgements

Research reported in this publication was supported by the National Institute of General Medical Sciences of the National Institutes of Health under Award Number SC3GM144160. The content is solely the responsibility of the authors and does not necessarily represent the official views of the National Institutes of Health. We also thank Queens College and the City University of New York for their partial financial support. We thank Dr. Barney Yoo at Hunter College for his help in collecting the high-resolution mass spectrometry data of most of the new compounds. The high-resolution mass spectrometry measurements of a part of the new compounds were made in the Molecular Education, Technology, and Research Innovation Center (METRIC) at North Carolina State University.

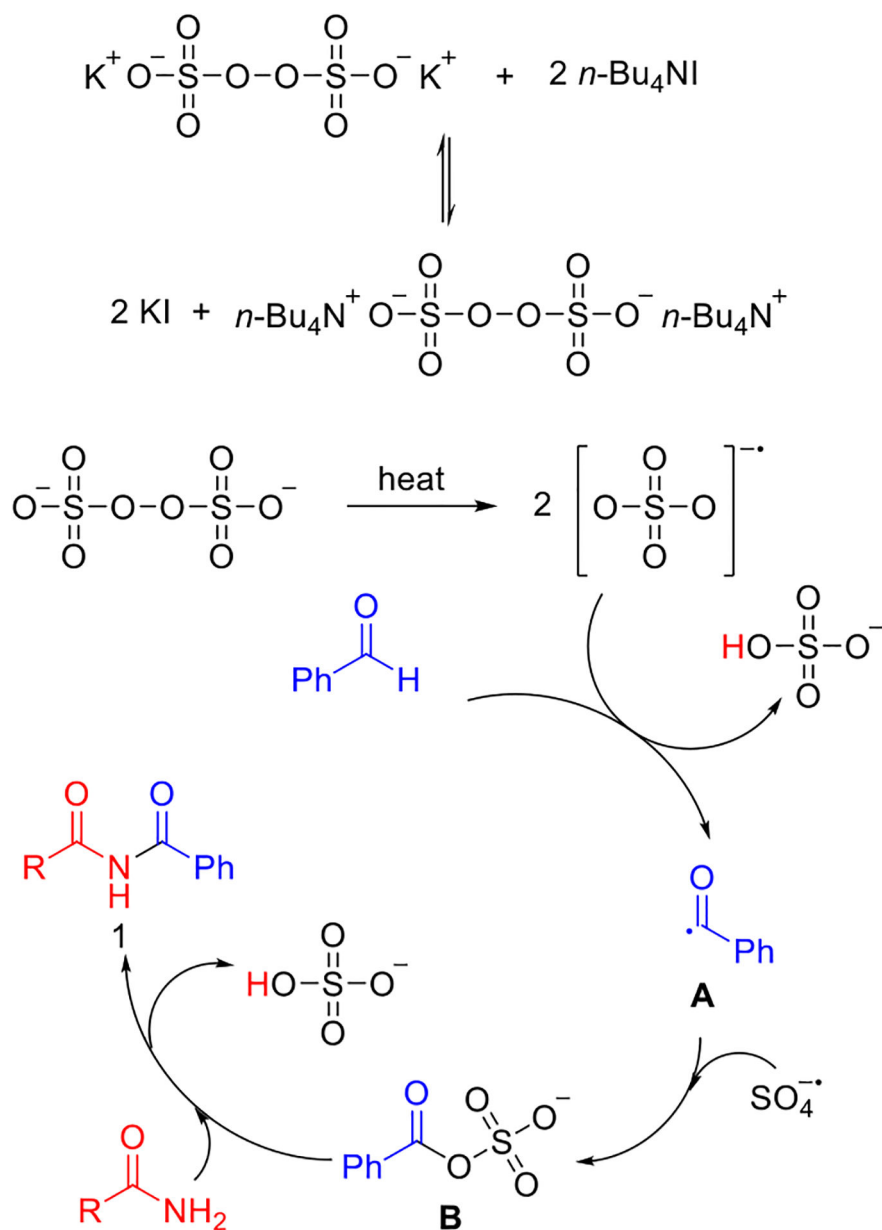
References

- [1]. (a) Yan S; Appleby T, Larson G; Wu JZ, Hamatake RK, Hong Z, Yao N, Thiazolone-acylsulfonamides as novel HCV NS5B polymerase allosteric inhibitors: Convergence of structure-based drug design and X-ray crystallographic study. *Bioorg. Med. Chem. Lett* 2007, 17, 1991–1995. [PubMed: 17276060] (b) Pinto IL, Boyd HF, Hickey DMB, Natural Product Derived Inhibitors of Lipoprotein Associated Phospholipase A2, Synthesis and Activity of Analogues of SB-253514. *Bioorg. Med. Chem. Lett* 2000, 10, 2015–2017. [PubMed: 10987439] (c) Ding G, Jiang L, Guo L, Chen X, Zhang H, Che Y, Pestalazines and Pestalamides, Bioactive Metabolites from the Plant Pathogenic Fungus *Pestalotiopsis theae*. *J. Nat. Prod* 2008, 71, 1861–1865. [PubMed: 18855443] (d) Lavrard H, Rodriguez F, Delfourne E, Design of granulatimide and isogranulatimide analogues as potential Chk1 inhibitors: Study of amino-platforms for their synthesis. *Bioorg. Med. Chem* 2014, 22, 4961. [PubMed: 25047935]
- [2]. For examples, see: (a) Evans DA, Nagorny P, Xu R-S, Ceric Ammonium Nitrate Promoted Oxidation of Oxazoles. *Org. Lett* 2006, 8, 5669–5671. [PubMed: 17107099] (b) Nicolaou KC, Mathison CJN, Synthesis of imides, N-acyl vinyllogous carbamates and ureas, and nitriles by oxidation of amides and amines with Dess-Martin periodinane. *Angew. Chem., Int. Ed* 2005, 44, 5992–5997. (c) Xu L, Zhang S-H, Trudell ML, Novel chromium(VI)-catalyzed oxidation of N-alkylamides to imides with periodic acid. *ChemComm* 2004, 14, 1668–1669. (d) Yu H, Chen Y-G, Zhang Y-H, TBHP/TEMPO-Mediated Oxidative Synthesis of Imides from Amides. *Chin. J. Chem* 2015, 33, 531–534. (e) Chang H-H, X He X, Zang Z-L, Zhou C-H, Cai G-X, Visible-light-driven α -Oxidation of Amide C(sp³)-H Bonds to Imides via *N*-Bromosuccinimide and Water. *Asian J. Org. Chem* 2022, 11, e202200500. (f) Mei C, Hu Y, Lu W, Visible-Light-Driven Oxidation of N-Alkylamides to Imides Using Oxone/H₂O and Catalytic KBr. *Synthesis* 2018, 50, 2999–3005. (g) Wang F, Liu H, Fu H, Jiang Y, Zhao Y, Highly efficient iron(II) chloride/*N*-bromosuccinimide-mediated synthesis of imides and acylsulfonamides. *Adv. Synth. Catal* 2009, 351, 246–252.
3. (a) Lorion MM, Duarte FJS, Calhorda MJ, Oble J; Poli G, Opening the Way to Catalytic Aminopalladation/Proxycyclic Dehydropalladation: Access to Methylidene γ -Lactams. *Org. Lett* 2016, 18, 1020–1023. [PubMed: 26902777] (b) Wang J-J, Yu W, Anti-Markovnikov Hydroazidation of Alkenes by Visible-Light Photoredox Catalysis. *Chem. Eur. J* 2019, 25, 3510–3514 [PubMed: 30648294]
4. (a) Rajan IAPS, Rajendran S, Amidic resonance not a barrier for transamidation of *N*-pivaloyl activated amides: catalyst, base and additive free conditions. *Org. Biomol. Chem* 2023, 21, 4760–4765. [PubMed: 37248856] (b) Sivaraj C, Gandhi T, Solvent-controlled amidation of acid chlorides at room temperature: new route to access aromatic primary amides and imides amenable for late-stage functionalization. *RSC Adv.* 2023, 13, 9231–9236. [PubMed: 36959886]
5. (a) Dai J, Day CS, Nofle RE, Synthesis and structural characterization of 3-thienyl alkyl imides. *Tetrahedron* 2003, 59, 9389–9397. (b) Lee J, Hong M, Jung Y, Cho EJ, Rhee H, Synthesis of 1,3,5-trisubstituted-1,2,4-triazoles by microwave-assisted *N*-acylation of amide derivatives and the consecutive reaction with hydrazine hydrochlorides. *Tetrahedron* 2012, 68, 2045–2051.
6. Wang L, Fu H, Jiang Y-Y, Zhao Y-F, Highly Efficient Copper Catalyzed Amidation of Aldehydes by C-H Activation. *Chem. Eur. J* 2008, 14, 10722–10726. [PubMed: 18855954]
7. Wang J, Liu C, Yuan J, Lei A, Fe-Catalysed oxidative C-H/N-H coupling between aldehydes and simple amides. *Chem. Commun* 2014, 50, 4736–4739.
8. Dai W, Liu Y-C, Tong T, Li X-W, Luo F, Rh(III)-catalyzed oxidative amidation of aldehydes: An efficient route to *N*-pyridinamides and imides. *Chinese J. Catal* 2014, 35, 1012–1016.
9. Bian Y-J, Chen C-Y, Huang Z-Z, Synthesis of Imides by Palladium-Catalyzed C-H Functionalization of Aldehydes with Secondary Amides. *Chem. Eur. J* 2013, 19, 1129–1133. [PubMed: 23150383]
10. Zheng C-G, Liu X, Ma C, Organocatalytic Direct *N*-Acylation of Amides with Aldehydes under Oxidative Conditions. *J. Org. Chem* 2017, 82, 6940–6945. [PubMed: 28594179]
11. Kataoka K, Wachi K, Jin X-J, Suzuki K, Sasano Y, Iwabuchi Y, Hasegawa J-Y, Mizuno N, Yamaguchi K, CuCl/TMEDA/nor-AZADO catalyzed aerobic oxidative acylation of amides with alcohols to produce imides. *Chem. Sci* 2018, 9, 4756–4768. [PubMed: 29910926]

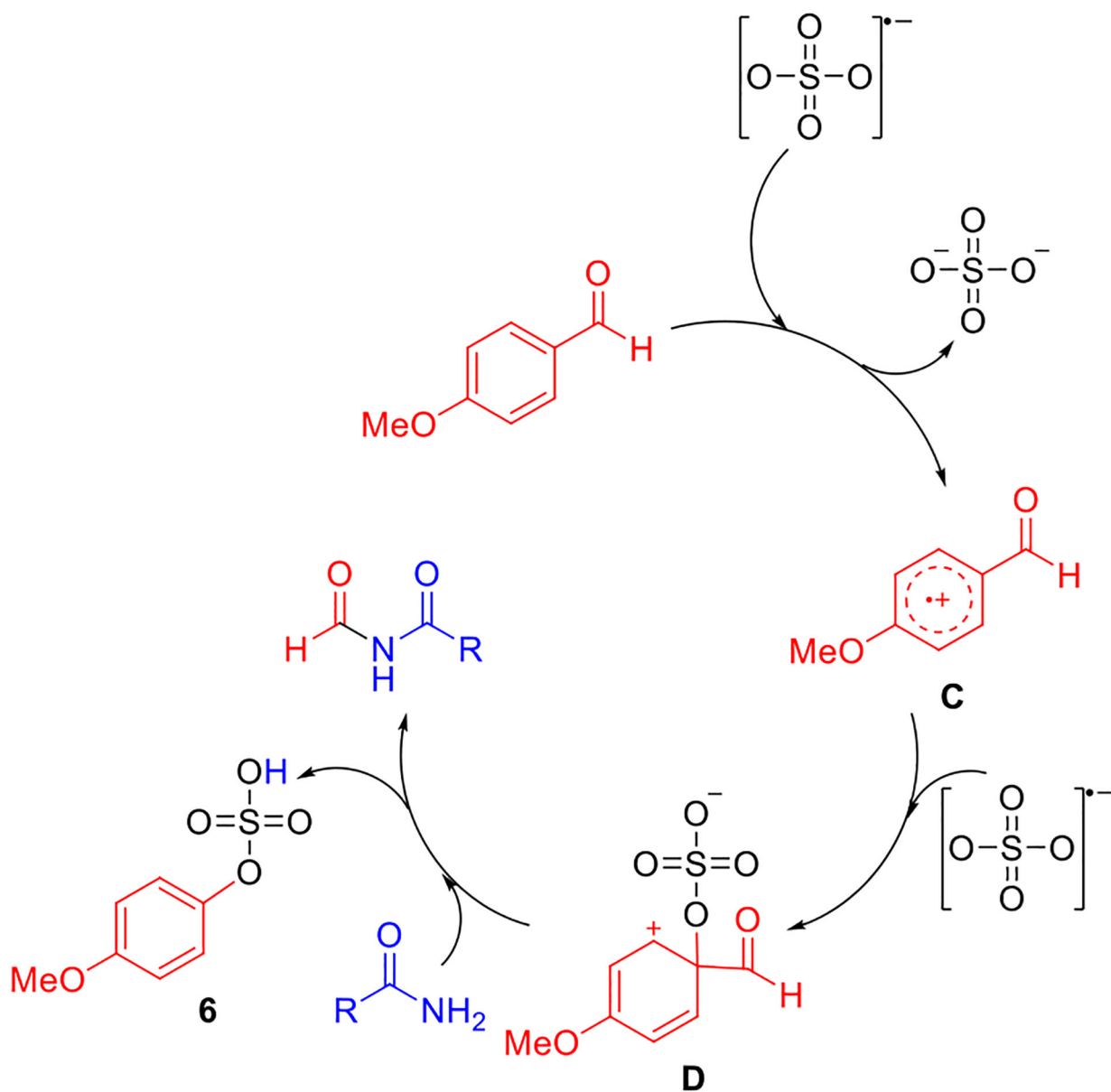
12. For reviews, see:(a)Finkbeiner P, Nachtsheim BJ, Iodine in modern oxidation catalysis. *Synthesis* 2013, 45, 979–999.(b)Liu D, Lei A, Iodine-Catalyzed Oxidative Coupling Reactions Utilizing C-H and X-H as Nucleophiles. *Chem. Asian J* 2015, 10, 806–823. [PubMed: 25683644] (c)Parvatkar PT, Manetsch R, Banik BK, Metal-Free Cross-Dehydrogenative Coupling (CDC): Molecular Iodine as a Versatile Catalyst/Reagent for CDC Reactions. *Chem. Asian J* 2019, 14, 6–30. [PubMed: 30259704]
13. For reviews, see:(a)Wille U, Inorganic radicals in organic synthesis. *Chem. Eur. J* 2002, 8, 340–347. [PubMed: 11843145] (b)Mandal S, Bera T, Dubey G, Saha J, Laha JK, Uses of $K_2S_2O_8$ in Metal-Catalyzed and Metal-Free Oxidative Transformations. *ACS Catal.* 2018, 8, 5085–5144. (c)Kumar S, Padala K, The recent advances in $K_2S_2O_8$ -mediated cyclization/coupling reactions via an oxidative transformation. *Chem. Commun* 2020, 56, 15101–15117.
14. Li C-J, Cross-Dehydrogenative Coupling (CDC): Exploring C–C Bond Formations beyond Functional Group Transformations. *Acc. Chem. Res* 2009, 42, 335–344. [PubMed: 19220064]
15. Liu X, Hee S, Sapir NG, Li A, Liu J, Chen Y, *n*-Bu₄NI/ $K_2S_2O_8$ Mediated Csp²-Csp² Bond Cleavage – Transformylation from *p* Anisaldehyde to Primary Amides. *Adv. Synth. Catal* 2024, in press, DOI 10.1002/adsc.202301505.
16. (a)Parua S, Das S, Sikari R, Sinha S, Paul ND, One-Pot Cascade Synthesis of Quinazolin-4(3*H*)-ones via Nickel-Catalyzed Dehydrogenative Coupling of *o*-Aminobenzamides with Alcohols. *J. Org. Chem* 2017, 82, 7165–7175. [PubMed: 28653839] (b)Mohammed S, Vishwakarma RA, Bharate SB, Iodine Catalyzed Oxidative Synthesis of Quinazolin-4(3*H*)ones and Pyrazolo[4,3-*d*]pyrimidin-7(6*H*)-ones via Amination of sp³ C-H Bond. *J. Org. Chem* 2015, 80, 6915–6921. [PubMed: 26067767] (c)Tian X, Song L, Li E, Wang Q, Yu W, Chang J, Metal-free one-pot synthesis of 1,3-diazaheterocyclic compounds via I₂-mediated oxidative C-N bond formation. *RSC Adv.* 2015, 5, 62194–62201.(d)Zhan D, Li T, Wei H, Weng W, Ghandi K, Zeng Q, A recyclable CuO-catalyzed synthesis of 4(3*H*)-quinazolinones. *RSC Adv.* 2013, 3, 9325–9329.(e)Zhou J-G, Fang J, One-pot synthesis of quinazolinones via iridium-catalyzed hydrogen transfers. *J. Org. Chem* 2011, 76, 7730–7736. [PubMed: 21851120]
17. (a)Zhang M-Z, Luo N, Long R-Y, Gou X-T, Shi W-B, He S-H, Jiang Y, Chen J-Y, Chen T-Q, Transition-Metal-Free Oxidative Aminooxyarylation of Alkenes: Annulations toward Aminooxylated Oxindoles. *J. Org. Chem* 2018, 83, 2369–2375. [PubMed: 29400062] (b)Yang X-D, Zhao L-B, Yuan B-X, Qi Z-J, Yan R-L, TBAI/ $K_2S_2O_8$ Initiated Radical Cyclization to Synthesize β - Arylsulfonyl Naphthalenes from Homopropargylic Alcohols and Sulfonyl Hydrazides. *Adv. Synth. Catal* 2017, 359, 3248–3253.(c)Tong C, Gan B, Yan Y, Xie Y-Y, TBAI/ $K_2S_2O_8$ -facilitated reaction of sulfonylhydrazides with alkynes: Facile synthesis of (*E*)- β -iodovinyl sulfones. *Synth. Commun* 2017, 47, 1927–1933.
18. For details of the DFT calculations, see the Experimental Section and the Supporting Information.
19. (a)Guo Y-F, Mahmood S, Xu B-H, Yao X-Q, He H-Y, Zhang S-J, Oxidation of Aromatic Aldehydes to Esters: A Sulfate Radical Redox System. *J. Org. Chem* 2017, 82, 1591–1599. [PubMed: 28111951] (b)Minisci F, Citterio A, Giordano C, Electron-transfer processes: peroxydisulfate, a useful and versatile reagent in organic chemistry. *Acc. Chem. Res* 1983, 16, 1, 27–32.
20. For examples on benzoic/formic sulfuric anhydrides, see:(a)Tauber SJ, Lowry NN, Apparent meta rearrangement of benzoylsulfuric acid. *J. Org. Chem* 1962, 27, 2659–2662.(b)MacKenzie RB, Dewberry CT, Leopold KR, Gas phase observation and microwave spectroscopic characterization of formic sulfuric anhydride. *Science* 2015, 349, 58–61. [PubMed: 26138972]

**Scheme 2.**

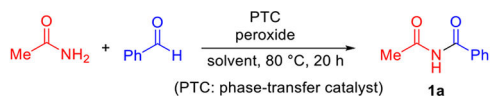
Synthesis of 2,3-dihydroquinazolin-4(1*H*)-one (**4**) and *n*-Bu₄NI/K₂S₂O₈-mediated oxidation of **4** to **3a**.

**Scheme 3.**

Proposed mechanism for the $n\text{-Bu}_4\text{NI}/\text{K}_2\text{S}_2\text{O}_8$ -mediated cross dehydrogenative coupling between aldehydes and amides.

**Scheme 4.**

Proposed mechanism for the *n*-Bu₄NI/K₂S₂O₈-mediated transformylation from *p*-anisaldehyde to primary amides.

Table 1:Optimization of the cross dehydrogenative coupling between acetamide and benzaldehyde.^[a]

Entry	PTC (10 mol%)	Peroxide (2.0 equiv)	Solvent	Yield [%][^b]
1	<i>n</i> -Bu ₄ NI	-	CH ₃ CN	NR
2	-	K ₂ S ₂ O ₈	CH ₃ CN	NR
3	-	(NH ₄) ₂ S ₂ O ₈	CH ₃ CN	27
4	18-crown-6[^c]	K ₂ S ₂ O ₈	CH ₃ CN	43
5	<i>n</i> -Bu ₄ NI	K ₂ S ₂ O ₈	CH ₃ CN	66
6	<i>n</i> -Bu ₄ NCl	K ₂ S ₂ O ₈	CH ₃ CN	8
7	<i>n</i> -Bu ₄ NBr	K ₂ S ₂ O ₈	CH ₃ CN	2
8	<i>n</i> -Bu ₄ NI	TBHP	CH ₃ CN	ND[^d]
9	<i>n</i> -Bu ₄ NI	CHP	CH ₃ CN	NR
10	<i>n</i> -Bu ₄ NI	H ₂ O ₂	CH ₃ CN	NR
11	<i>n</i> -Bu ₄ NI	DBPO	CH ₃ CN	NR
12	<i>n</i> -Bu ₄ NI	K ₂ S ₂ O ₈	toluene	47
13[^e]	<i>n</i> -Bu ₄ NI	K ₂ S ₂ O ₈	THF	51
14	<i>n</i> -Bu ₄ NI	K ₂ S ₂ O ₈	DMF	23
15	<i>n</i> -Bu ₄ NI	K ₂ S ₂ O ₈	DMSO	NR
16[^f]	<i>n</i> -Bu ₄ NI	K ₂ S ₂ O ₈	CH ₃ CN	50

[^a] General procedure: The catalyst (0.1 mmol, 10 mol%), peroxide (2.0 mmol, 2.0 equiv), acetamide (59.0 mg, 1.0 mmol, 1.0 equiv), benzaldehyde (127.2 mg, 1.2 mmol, 1.2 equiv), and solvent (7 mL) were added in a 20 mL glass vial. The reaction mixture was sealed with a pressure relief cap, and stirred at 80 °C for 20 h.

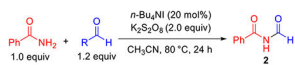
[^b] Isolated yields after column chromatography.

[^c] One equiv. of 18-crown-6 (264.3 mg, 1.0 mmol, 1.0 equiv) was added.

[^d] No **1a** was detected in the reaction mixture, and benzoic acid was obtained.

[^e] The reaction was carried out at 60 °C.

[^f] 20 mol% of *n*-Bu₄NI was added instead of 10 mol%.

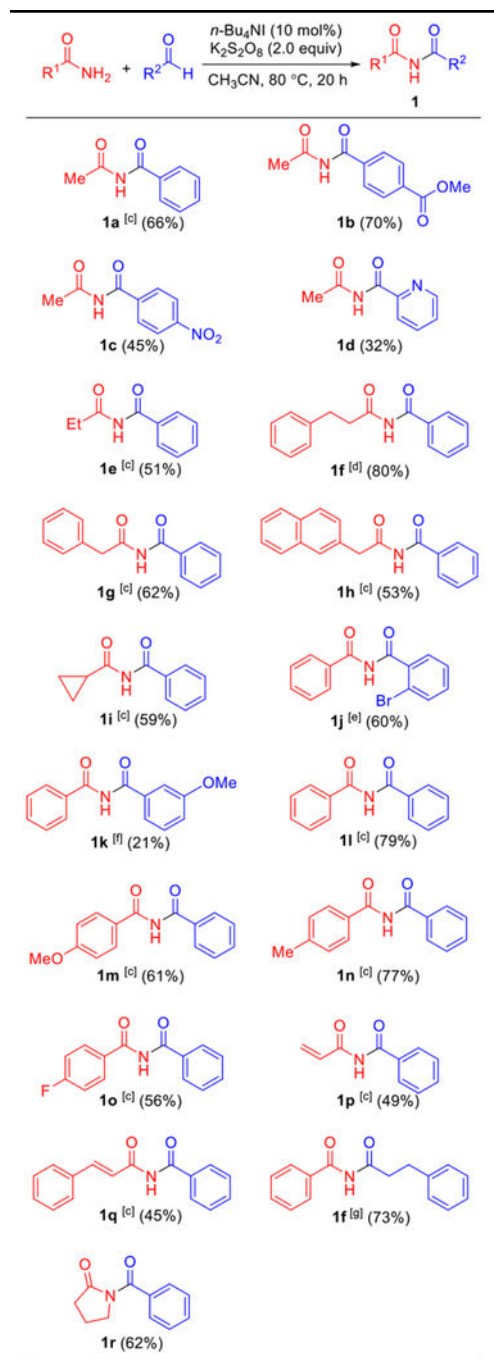
Table 2:*n*-Bu₄Ni/K₂S₂O₈-Mediated transformylation from electron-rich aromatic aldehydes to benzamide.^[a]

Entry	R	Yield[%] ^[b]
1		80
2		78
3		57
4		22
5		13
6		26

^[a] General procedure: *n*-Bu₄Ni (73.8 mg, 0.2 mmol, 20 mol%), K₂S₂O₈ (540.6 mg, 2.0 mmol, 2.0 equiv), benzamide (121.1 mg, 1.0 mmol, 1.0 equiv), aldehyde (1.2 mmol, 1.2 equiv), and CH₃CN (7 mL) were added in a 20 mL glass vial. The reaction mixture was sealed with a pressure relief cap and stirred at 80 °C for 24 h.

^[b] Isolated yields after column chromatography.

Table 3:

n-Bu₄Ni/K₂S₂O₈-Mediated cross dehydrogenative coupling between amides and aldehydes.^[a,b]

^[a] General procedure: *n*-Bu₄Ni (36.9 mg, 0.1 mmol, 10 mol%), K₂S₂O₈ (540.0 mg, 2.0 mmol, 2.0 equiv), amide (1.0 mmol, 1.0 equiv), aldehyde (1.2 mmol, 1.2 equiv), and CH₃CN (7 mL) were added to a 20 mL glass vial. The reaction mixture was sealed with a pressure relief cap, and stirred at 80 °C for 20 h.

[b] Isolated yields after column chromatography.

[c] A trace amount of transformylation product (less than 10%) was observed by analysis of the crude ^1H NMR spectra but was not isolated and characterized.

[d] 3-Phenylpropanamide (149.2 mg, 1.0 mmol) and benzaldehyde (106.1 mg, 1.2 mmol) were added.

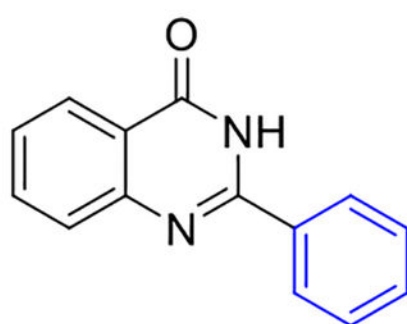
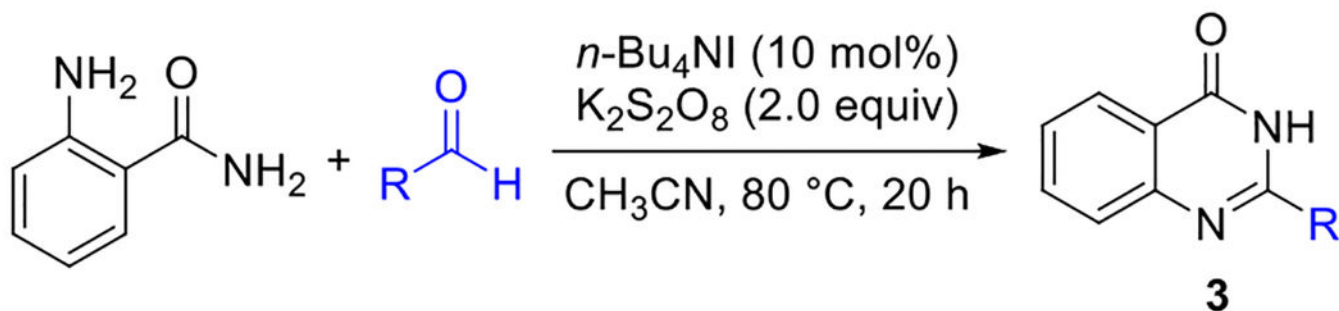
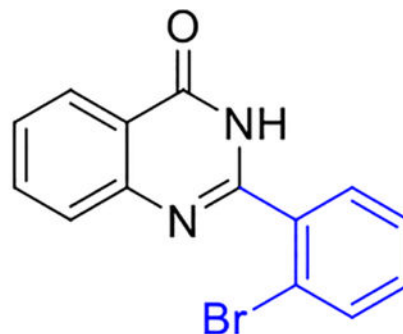
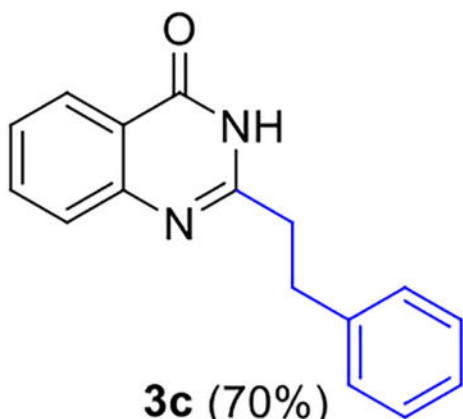
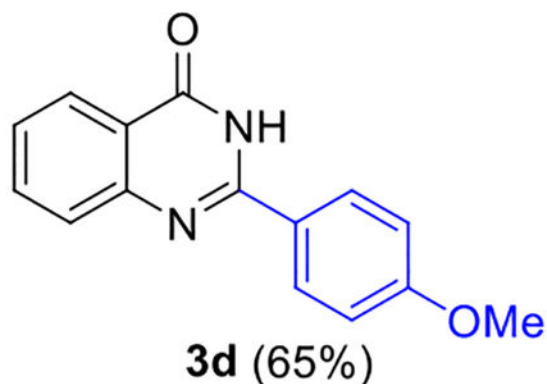
[e] Product **2** was isolated in an 8% yield together with **1j**.

[f] Product **2** was isolated in a 16% yield together with **1k**.

[g] Benzamide (121.1 mg, 1.0 mmol) and 3-phenylpropanal (134.2 mg, 1.2 mmol) were added.

Table 4:

n-Bu₄NI/K₂S₂O₈-Mediated synthesis of quinazolin-4(3*H*)-ones from aldehydes and 2-aminobenzamide.^[a,b]

**3a** (99%)**3b** (83%)**3c** (70%)**3d** (65%)

^[a] General procedure: $n\text{-Bu}_4\text{NI}$ (36.9 mg, 0.1 mmol, 10 mol%), $\text{K}_2\text{S}_2\text{O}_8$ (540.0 mg, 2.0 mmol, 2.0 equiv), 2-aminobenzamide (136.2 mg, 1.0 mmol, 1.0 equiv), aldehyde (1.0 mmol, 1.0 equiv), and CH_3CN (7 mL) were added in a 20 mL glass vial. The reaction mixture was sealed with a pressure relief cap, and stirred at $80\text{ }^\circ\text{C}$ for 20 h.

[b] Isolated yields after column chromatography.

Author Manuscript

Author Manuscript

Author Manuscript

Author Manuscript