






CORRECTION OPEN



Author Correction: METTL8 links mt-tRNA m³C modification to the HIF1α/RTK/Akt axis to sustain GBM stemness and tumorigenicity

Bernice Woon Li Lee, You Heng Chuah, Jeehyun Yoon, Oleg V. Grinchuk, Yajing Liang, Jayshree L. Hirpara , Yating Shen, Loo Chien Wang, Yan Ting Lim, Tianyun Zhao, Radoslaw M. Sobota , Tseng Tsai Yeo, Andrea Li Ann Wong, Kejia Teo, Vincent Diong Weng Nga, Bryce Wei Quan Tan, Toshio Suda, Tan Boon Toh , Shazib Pervaiz , Zhewang Lin and Derrick Sek Tong Ong 

© The Author(s) 2024

Cell Death and Disease (2024)15:547; <https://doi.org/10.1038/s41419-024-06917-x>

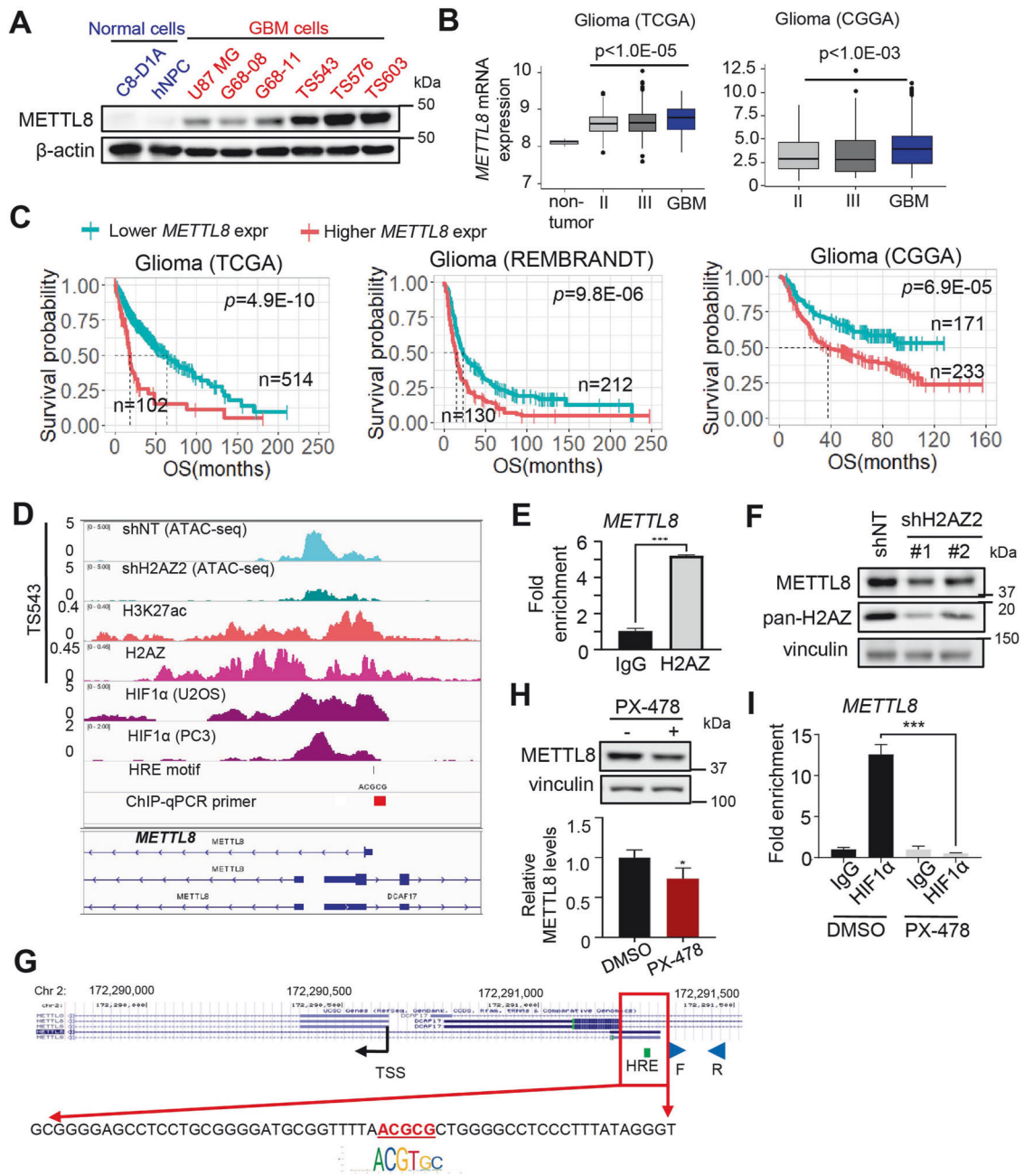
Correction to: *Cell Death and Disease* <https://doi.org/10.1038/s41419-024-06718-2>, published online 14 May 2024

In this article, Figs. 1 and 2 have been corrected.

Figure 1C: the legends are missing. This has been corrected.

Figure 1B: the colors of the bars are missing. This has been corrected.

Corrected Figure 1



Original Figure 1

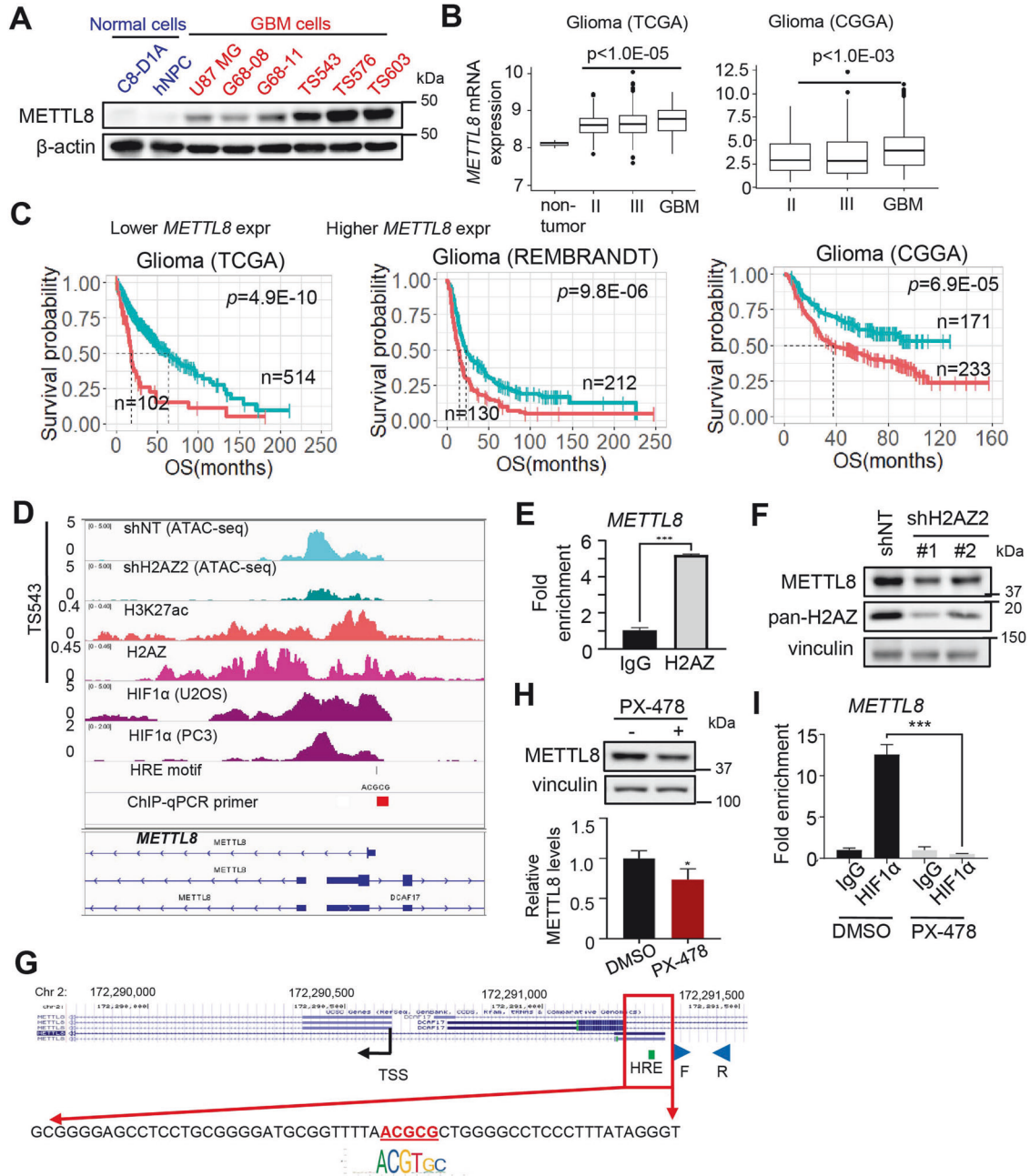
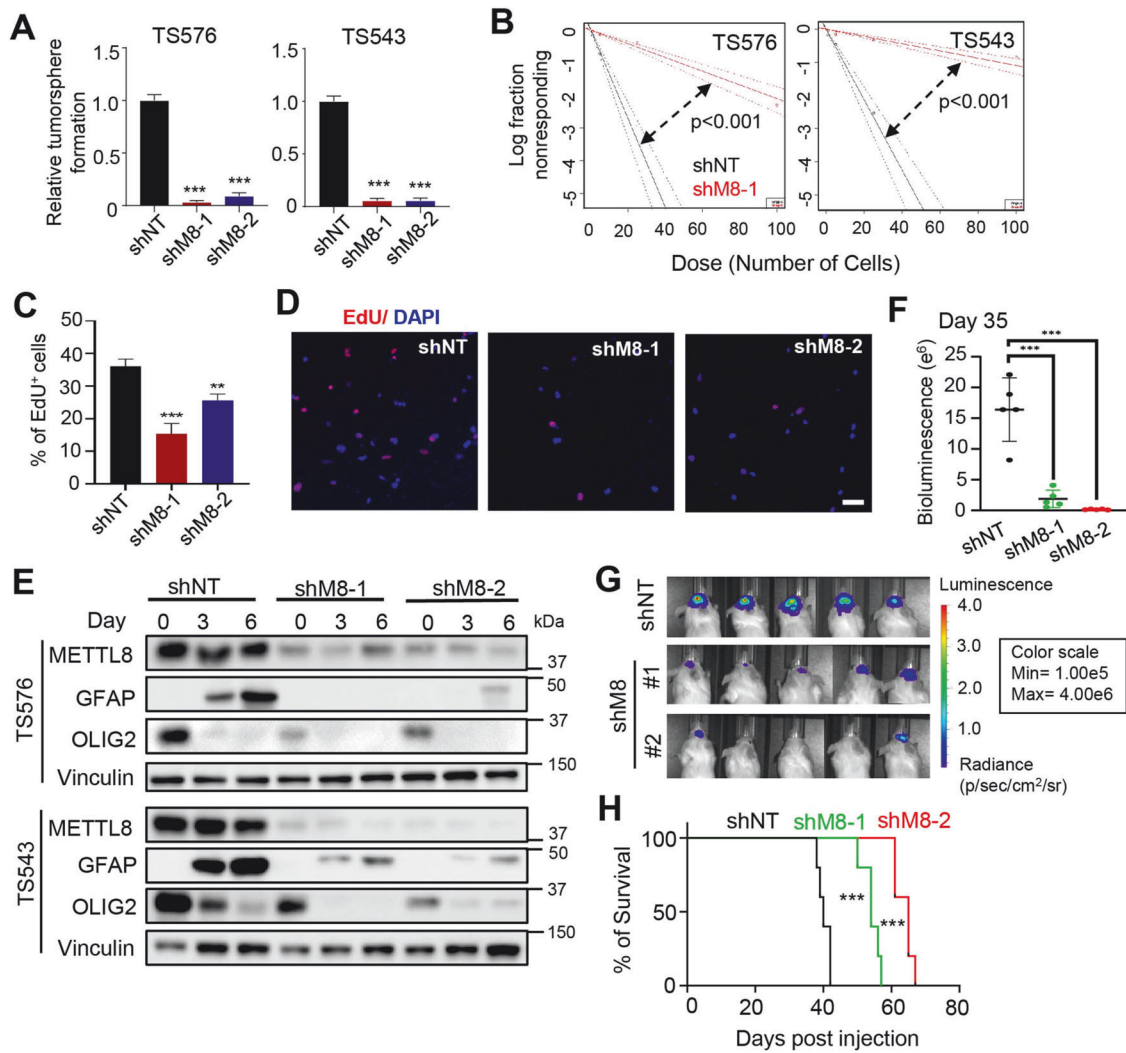
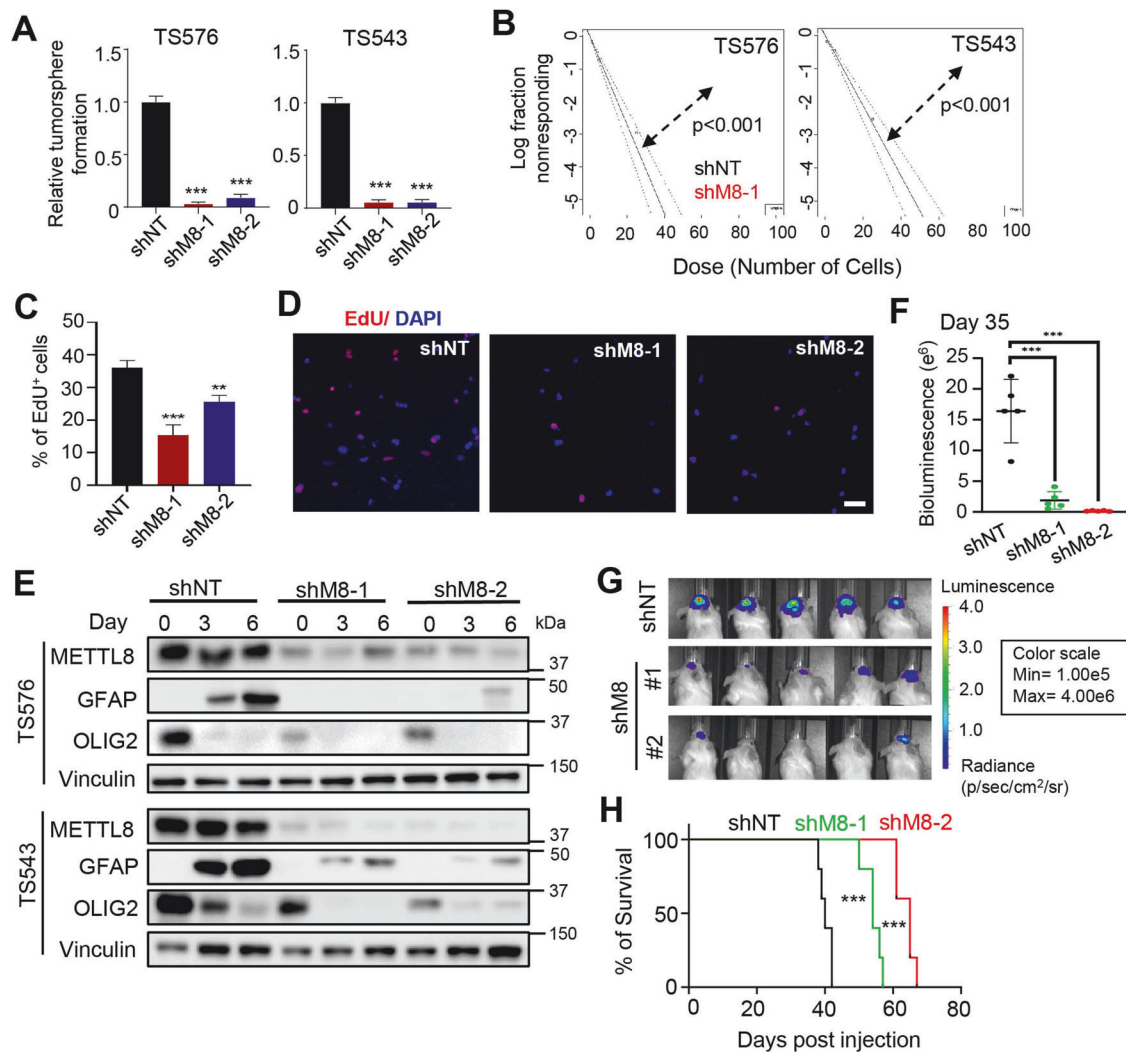


Figure 2B: the red lines for shM8-1 are missing. This has been corrected.


Corrected Figure 2



Original Figure 2



The original article has been corrected.

 **Open Access** This article is licensed under a Creative Commons Attribution 4.0 International License, which permits use, sharing, adaptation, distribution and reproduction in any medium or format, as long as you give appropriate credit to the original author(s) and the source, provide a link to the Creative Commons licence, and indicate if changes were made. The images or other third party material in this article are included in the article's Creative Commons licence, unless indicated otherwise in a credit line to the material. If material is not included in the article's Creative Commons licence and your intended use is not permitted by statutory regulation or exceeds the permitted use, you will need to obtain permission directly from the copyright holder. To view a copy of this licence, visit <http://creativecommons.org/licenses/by/4.0/>.

© The Author(s) 2024