



RESEARCH ARTICLE

Organophosphate and carbamate susceptibility profiling of *Anopheles gambiae* sl. across different ecosystems in southern Benin

[version 1; peer review: 2 approved with reservations]

Camille Dossou ^{1,2}, Genevieve Tchigossou¹, Massioudou Koto ^{1,3},
Seun Michael Atoyebi ¹, Eric Tossou¹, Danahé Adanzounon¹,
Sandra Ateutchia Ngouanet¹, Haziz Sina², Innocent Djègbè³, Adam Gbankoto²,
Charles Wondji ^{4,5}, Rousseau Djouaka ¹

¹Agroecohealth Platform, International Institute of Tropical Agriculture (IITA-Benin), Cotonou, 08 BP 0932 Tri Postal, Benin²University of Abomey-Calavi, Cotonou, BP 526, Benin³National University of Sciences, Technologies, Engineering and Mathematics, Ecole Normale Supérieure de Natitingou, Natitingou, BP 123, Benin⁴Centre for Research in Infectious Diseases, Yaoundé, Cameroon⁵Liverpool School of Tropical Medicine, Pembroke Place, Liverpool, L3 5QA, UK

V1 First published: 05 Aug 2024, 9:424
<https://doi.org/10.12688/wellcomeopenres.21452.1>
Latest published: 14 Nov 2024, 9:424
<https://doi.org/10.12688/wellcomeopenres.21452.2>

Abstract

Background

To overcome the spread of high pyrethroid resistance in the main malaria vectors and malaria disease persistence, it is crucial to look for effective and better resistance management strategies.

Understanding the phenotypic profile of *Anopheles gambiae* sl. against alternatives insecticides like organophosphates and carbamates is crucial.

Methods

Anopheles larvae and pupae were collected from the breeding sites in rice fields, pineapple crop areas, and peri-urban areas. WHO susceptibility tests were conducted on unfed female mosquitoes aged 3–5 days old. Mosquitoes were exposed to malathion 5%, pirimiphos-methyl 0.25%, and bendiocarb 0.1% using the standard WHO protocol. Polymerase chain reaction (PCR) techniques were used to detect species, *kdr* and *Ace-1* mutations.

Open Peer Review

Approval Status

	1	2
version 2 (revision) 14 Nov 2024		
version 1 05 Aug 2024	 view	 view

1. **Maria Kaiser**, National Institute for Communicable Diseases., Johannesburg, South Africa

2. **Jackline Martin**, Kilimanjaro Christian Medical University College, Moshi, Tanzania

Any reports and responses or comments on the article can be found at the end of the article.

Results

Anopheles gambiae sl. from Sèdjè-Dénou rice field population was resistant to bendiocarb (0.1%) with a mortality rate of 72.2% whereas *Anopheles gambiae sl.* populations from Zinvié-Dokomey (rice field), Zè-Tozounmè (pineapple field), and Adjagbo (peri-urban area) were suspected to be resistant with mortality rates of 90%, 93.5%, 95.4% respectively. However, all of them were susceptible to organophosphates (malathion and pirimiphos-methyl) with a mortality rate of 100%. PCR assay revealed that 100% of the mosquitoes tested were *Anopheles coluzzii*. The frequencies of *Ace-1R* mutation in all *Anopheles coluzzii* populations tested were low (3–27%).

Conclusions

Organophosphates (malathion and pirimiphos-methyl) have maintained their efficacy against *Anopheles coluzzii* populations from Sèdjè-Dénou (rice field), Zè Tozounmè (pineapple field), Zinvié Dokomey (rice field), or Adjagbo (peri-urban area). The good efficacy of these organophosphates against *Anopheles coluzzii* populations from the southern part of Benin are observed in the current study. The use of pirimiphos-methyl for IRS in this part of the country would be a successful alternative for malaria control in this area.

Plain Language Summary

To better manage the spread of high pyrethroid resistance in malaria-carrying mosquitoes, we need to find effective solutions. To do this, we need to understand how these mosquitoes react to different insecticides. We collected *Anopheles* larvae and pupae from different breeding sites and tested them using WHO susceptibility tests. We used malathion, pirimiphos-methyl, and bendiocarb to see how the mosquitoes reacted. We found that *Anopheles gambiae sl.* mosquitoes from different areas had different levels of resistance to bendiocarb. From one of the sites, mosquitoes were found resistant, with a mortality rate of 72.2%, while populations from other areas had mortality rates of 90%, 93.5%, and 95.4%, respectively. However, all populations were susceptible to malathion and pirimiphos-methyl. We also used PCR assays to identify the species and mutations present. We found that all of the mosquitoes tested were *Anopheles coluzzii*, and that the mutations present were rare. Our study found that malathion and pirimiphos-methyl are effective against *Anopheles coluzzii* populations in different areas. We suggest using pirimiphos-methyl as a successful alternative for malaria control in this part of the country.

Keywords

Anopheles coluzzii, insecticides resistance, bendiocarb, malathion, pirimiphos-methyl, rice field, pineapple field, Benin

Corresponding authors: Camille Dossou (scdossou@gouv.bj), Genevieve Tchigossou (g.tchigossou@cgiar.org), Rousseau Djouaka (r.djouaka@cgiar.org)

Author roles: **Dossou C:** Data Curation, Formal Analysis, Investigation, Visualization, Writing – Original Draft Preparation, Writing – Review & Editing; **Tchigossou G:** Conceptualization, Data Curation, Methodology, Supervision, Validation, Visualization, Writing – Review & Editing; **Koto M:** Investigation, Writing – Review & Editing; **Atoyebi SM:** Investigation, Methodology, Supervision, Writing – Review & Editing; **Tossou E:** Investigation, Writing – Review & Editing; **Adanzounon D:** Investigation; **Ateuchia Ngouanet S:** Investigation, Writing – Review & Editing; **Sina H:** Supervision, Writing – Review & Editing; **Djègbè I:** Supervision, Writing – Review & Editing; **Gbankoto A:** Writing – Review & Editing; **Wondji C:** Conceptualization, Methodology, Supervision, Writing – Review & Editing; **Djouaka R:** Conceptualization, Funding Acquisition, Project Administration, Resources, Software, Supervision, Validation, Writing – Review & Editing

Competing interests: No competing interests were disclosed.

Grant information: This work was supported by Wellcome [214201/Z/18/Z].

The funders had no role in study design, data collection and analysis, decision to publish, or preparation of the manuscript.

Copyright: © 2024 Dossou C *et al.* This is an open access article distributed under the terms of the [Creative Commons Attribution License](#), which permits unrestricted use, distribution, and reproduction in any medium, provided the original work is properly cited.

How to cite this article: Dossou C, Tchigossou G, Koto M *et al.* ***Organophosphate and carbamate susceptibility profiling of Anopheles gambiae sl. across different ecosystems in southern Benin [version 1; peer review: 2 approved with reservations]*** Wellcome Open Research 2024, 9:424 <https://doi.org/10.12688/wellcomeopenres.21452.1>

First published: 05 Aug 2024, 9:424 <https://doi.org/10.12688/wellcomeopenres.21452.1>

Background

Malaria persists as a major public health problem in sub-Saharan Africa¹. Benin, like most countries in sub-Saharan regions still faces a substantial burden of malaria. Indeed, malaria persists as the primary reason for hospital visits and admissions. While the prevalence of malaria is 15% in the general population, this rate is even higher among children under five years of age (37.2%)². Effective vector control stands as a crucial aspect in combating this disease. Presently, the primary tools for vector control predominantly consist of long-lasting insecticidal nets (LLINs) and indoor residual spraying (IRS). Unfortunately, malaria vectors have developed resistance to the different classes of insecticides used in vector control. According to the malaria report in 2022, among the 88 countries affected by malaria and reporting data from 2010 to 2020, 78 have identified resistance in at least one malaria-carrying insect to at least one class of insecticide at specific collection sites¹. Specifically, 29 countries have noted resistance to pyrethroids, organochlorines, carbamates, and organophosphates across various locations, while 19 have confirmed resistance to all four classes at least once in a local vector at a specific site¹. Pyrethroids are currently the only insecticides used to impregnate bed nets. It is clear that, because resistance to these compounds is widespread in Africa^{3–6} interest in using IRS (Indoor Residual Spraying) to control malaria vectors is increasing. This IRS strategy is mainly based on using organophosphates and carbamates, either alone or in combination with pyrethroid-impregnated bed nets⁷. Agriculture has always been designated as the main factors causing insecticide resistance in malaria vector and crop type was among the first factors recognized as modifying the relationship between agricultural insecticide use and insecticide resistance in malaria vectors⁴.

Some of the earliest reports of insecticide resistance in Africa observed that agricultural insecticide use might have contributed to the selective pressure on anopheline mosquitoes^{8–11}. Moreover, Nwane *et al.*¹² found that mosquitoes from agricultural area with a higher proportion of organophosphate and pyrethroid use had higher levels of resistance to those agents than mosquitoes from this kind of area. In Benin, Yadouléon *et al.*¹³ and Talom *et al.*¹⁰ found vector population resistance levels that correlated directly with reported insecticide use in different pest management strategies. In Benin, the National Malaria Control Program has implemented indoor residual spray using bendiocarb since 2011 and some studies have already reported resistance to this insecticide in malaria vectors¹⁴. In addition, *Anopheles gambiae* sensitivity to organophosphates, like fenitrothion, has shown a decline¹⁴. Notably resistance to pirimiphos-methyl has not been reported to date, despite its application in Atacora, a northern part of Benin, for IRS between 2013 and 2016¹⁵, however, it is important to recognize that resistance remains a dynamic issue. There is a continuous risk of its emergence, as highlighted by findings from authors in various other countries^{16,17}. It is important to manage the evolution of resistance to carbamates and organophosphates in malaria vectors and identify the factors such as crop type driven rapidly by this resistance for

sustainable efficacy of malaria control tools. This work aimed to evaluate the insecticide susceptibility profile of malaria vectors from rice- and pineapple-growing environments under high agricultural insecticide pressure and to determine the mechanisms involved.

Methods

The study was carried out in four localities (Adjagbo, Zè Tozounmè, Zinvié Dokodji and Sèdjè-Dénou) across two communes in southern Benin (Abomey-Calavi and Zè) between June and August 2020 (Figure 1). These two communes were selected due to the intensive or low agricultural activities conducted by these localities.

Abomey-Calavi is located in the Atlantic department of the Republic of Benin, situated between 6°22' and 6°30' north latitude and 2°15' and 2°22' east longitude. Geographically, it borders the commune of Zè to the north, the Atlantic Ocean to the south, and is bounded by the communes of Cotonou and So-Ava to the east, while to the west, it shares boundaries with the communes of Ouidah and Tori-Bossito. Its subequatorial climate is characterized by four seasons: a major rainy season (April to July); a small rainy season (September to November); a major dry season (December to March); and a small dry season (August to September). The geomorphology of the Abomey-Calavi municipality reveals a relatively flat relief. The primary features of this relief include: a plain consisting of a sandy strip with both recent and ancient coastal ridges; a plateau of clay soil separated from the plain by the Djonou lagoon and Lake Nokoué; depressions and marshlands in areas situated along the banks of the lake and lagoon. In this commune, the rice production is located at Zinvié with intensive use of agrochemicals meanwhile there is no agrochemical use at Adjagbo which is a peri-urban site¹⁸.

The Municipality of Zè is situated in the Atlantic department and is situated between the parallels 6°32' and 6°87' north latitude, and between 2°13 and 2°26 east longitude. It is bordered to the north by the Communes of Zogbodomey and Toffo, to the south by the Communes of Abomey-Calavi and Tori-Bossito, to the east by the Communes of Adjohoun and Bonou, and to the west by the Commune of Allada. The climate is subequatorial, marked by more or less high rainfall levels, a relatively low annual thermal amplitude (less than 5°C) and by the succession of four seasons distinct: a long rainy season from April to July; a short rainy season from September to November, a large dry season from December to March and a small dry season in the month of August. The hydrographic network is not dense and is very localized. Only the northern zone of the commune is irrigated by the tributaries of the Ouémé River called Sô. Several shallows dot the territory of the municipality. The main economic activities are agriculture, fishing, product processing agriculture, livestock, commerce, crafts and tourism. In this commune, the rice production is located at Sèdjè-Dénou with intensive use of agrochemicals meanwhile there is less use of agrochemicals at Zè-Tozounmè which is a pineapple production site¹⁸.

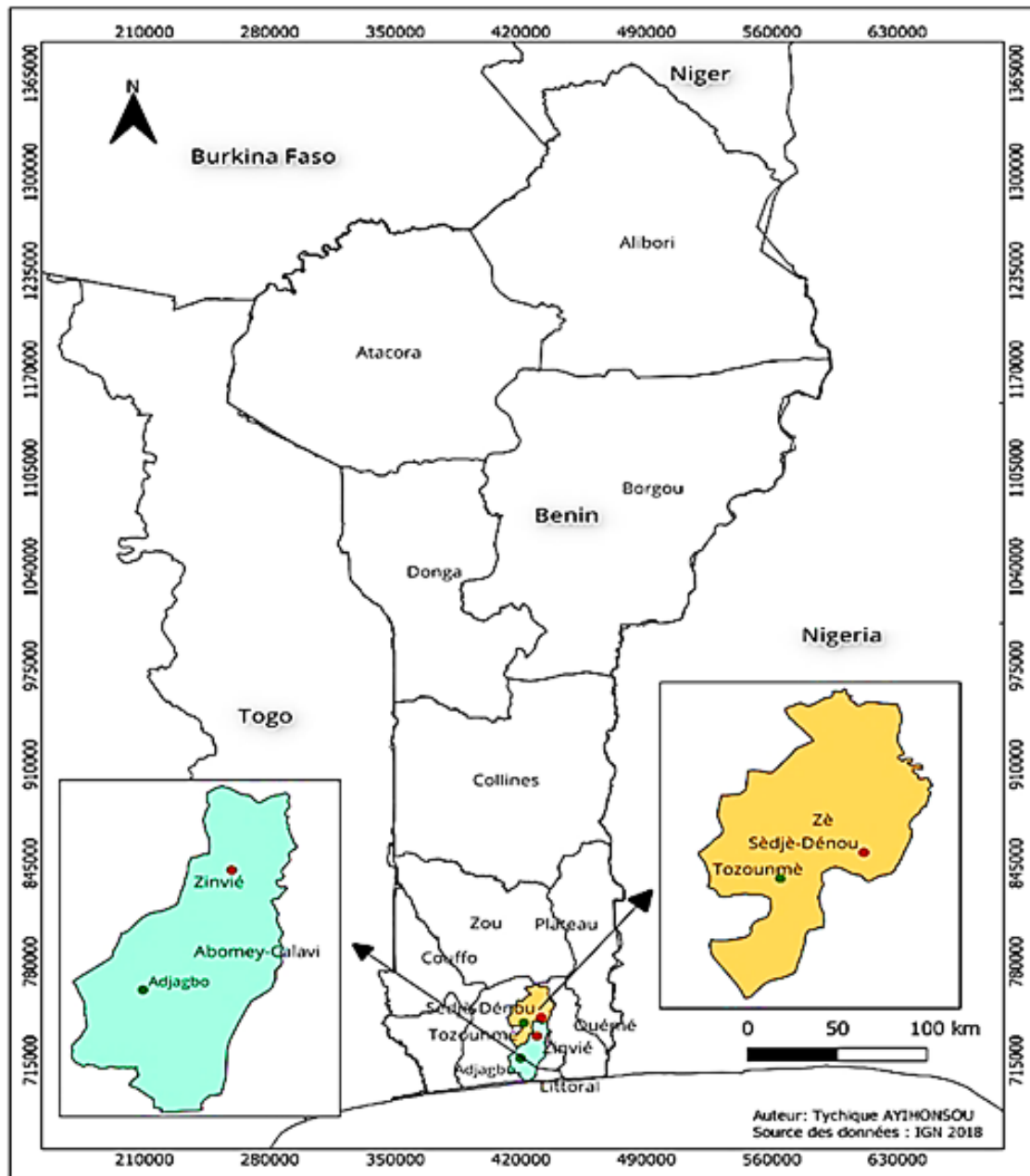


Figure 1. Map of the sampling sites. The study sites are represented by the red and green points. The map was constructed for this publication in QGIS 3.26 (<https://www.norbit.de/~jef/QGIS-OSGeo4W-3.26.3-1.msi?US>) using country and regional boundaries from IGN (<https://www.geobenin.bj/carto/www/index.php>).

Mosquito larvae collection and rearing

Anopheles mosquito larvae were collected from June to August 2019 during rice transplanting inside Sèdjè-Dénou rice fields using standard dippers and containers. The collected larvae were sorted, kept in labelled bowls, and transported to the insectary of the International Institute of Tropical Agriculture

(IITA) for rearing. Emerging adults from the field-collected larvae, which were placed in cages, were fed on 10% sugar solution and kept at 27 ± 2 °C and relative humidity of $70 \pm 10\%$. Morphologically identified 3 to 5-day-old adult females were used for susceptibility testing to various insecticides and molecular analysis.

Mosquito genomic DNA extraction and species identification

Genomic DNA of tested mosquitoes was extracted according to the method previously described by Livak¹⁹. In brief, whole mosquitoes were ground individually in 100 μ L of preheated Livak buffer in 1.5 ml Eppendorf tube and incubated at 65°C for 30 min. A total of 14 μ L of K-acetate (8M) were added and the resulting mixture was incubated on ice for 30 min before being centrifuged for 20 min at 12,000 rpm. The supernatant was pipetted into a new 1.5 mL Eppendorf tube to which 200 μ L of ethanol (100%) was added; the mixture was centrifuged for 15 min at 12,000 rpm to precipitate the DNA. The supernatant was discarded subsequently and the DNA pellet formed at the bottom of tubes was purified with 100 μ L ice-cold ethanol (70%). The DNA pellet was dried on the bench for 1 hour. The extracted DNA was reconstituted in 50 μ L DNase-free water (Sigma-Aldrich, United Kingdom). DNA concentration and purity of the samples were read using the nanodrop (Thermo scientific, CA, USA). prior to storage at -20°C.

Identification of *Anopheles gambiae* *sl* subspecies

The different species of *Anopheles gambiae* *sl.* (*Anopheles gambiae* *ss* and *Anopheles coluzzii*) were determined using SINE-PCR²⁰. The following primers were used: Forward primer 5'-TCGCCTTAGACCTTGCGTTA-3' and the reverse primer 5'-CGCTTCAAGAATTCGAGATAC-3'. The PCR took place in a thermocycler (Gradient Thermal cycler; Gene Pro Scientific Instruments Co., Ltd Hangzhou, P.R. China) according to the following programme: 94°C for 5min, 94°C for 25 s, and 54°C for 30 s; 72°C for 1 min repeated 35 times; and a final step at 72°C for 10 min to terminate the reaction. The agarose gel was prepared at 1.5% in TAE (Tris/acetate/EDTA) containing Midori green. The PCR product was loaded on gel and allowed to migrate under a voltage of 100 V for 45 min. The result was visualized with a UV illuminator (Thermo scientific, CA, USA). Expected bands by species was 479 bp for *Anopheles gambiae coluzzii* and 249 bp for *Anopheles gambiae*.

Insecticide bioassay and mosquito conservation

The susceptibility of mosquitoes was assessed through the WHO cylinder test and the mosquitoes used for the test were *Anopheles gambiae* *s.l* wild strain species. The susceptibility test performed according to the WHO protocol²¹ involved exposure of 3–5-days old nonblood-fed female adults to a diagnostic dosage of the following insecticides: bendiocarb (0.1%), malathion (5%), and pirimiphos-methyl (0.25 %). *Anopheles gambiae* *Kisumu* strain was used as the reference susceptible strain and was tested simultaneously with field mosquitoes. For each insecticide test, at least 100 mosquitoes were used.

Identification of resistance genes

The real-time PCR was used to investigate the presence of insecticide resistance genes including *kdr-East*, *West*, *N1575Y* and *Ace-I*²². The reaction was carried out in an Agilent Stratagene MX3000 qPCR thermocycler (Agilent Technologies, Santa Clara, CA, USA). For *kdr* genotyping, Forward and Reverse primers [Forward (5'-CATTTTCTTGGCCACTGTAGTGAT-3'), and Reverse (5'-CGATCTTGGTCCATGTTAATTTGCA-3')] and minor groove binding (MGB)

probes (Applied Biosystems) were used. The probe WT (5'-CTTACGACTAAATTTTC-3') was labelled with HEX at the 5' end for the detection of the wild type allele, while the probe *kdr-W* (5'-ACGACAAAATTTTC-3') were labelled with FAM for detection of the *kdr-L1014F* allele. For G119S genotyping, a universal primer G119-Reverse (5'-CGGTGGTCGTACACGTCCAGGGT-3') that anneals to both resistant and susceptible allele as well as the primer G119S-Forward (5'-GCGGGCAGGGCGGCGGGGGCGGGGCCCTGTGGATCTTCGGCGGCG-3') that specifically anneals to the susceptible allele and primer G119R-Forward (5'-GCGGGCCTGTGGATCTTCGGCGGCA-3') that specifically anneals to the resistant allele were used. Briefly, each reaction was conducted in a total volume of 10 μ l that comprise of 5 μ l Sensimix (Meridian BioScience), 0.125 μ l of 40x Probe Mix coupled to allelic-specific primers, 3.875 μ l of dH₂O, and 1 μ l of genomic DNA. Thermocycling conditions were set at an initial 95°C for 10min, followed by 40 cycles each of 95°C for 10sec, and 60°C for 45 sec.. Genotypes were scored from dual color scatter plots produced by the device after reaction.

Data analysis

The mortality of the different tests achieved was interpreted according to the criteria proposed by 21 as follows: mortality between 98% and 100% indicates that the vectors are susceptible, mortality between 90% and 97% indicates the suspected resistance in the vector population which must be confirmed, and mortality less than 90% indicates that mosquito population is resistant.

The resistance ratio (RR) of vectors to the various insecticides was determined from reports of the knock-down time of 50% of the population (KDT50) of wild mosquitoes and those of the susceptible *Anopheles gambiae* *Kisumu* strain and the knock-down time of 95% of the population (KDT95) of wild mosquitoes and those of the susceptible *Anopheles gambiae* *Kisumu* strain. This ratio expresses the level of resistance of the field strain compared with the susceptible *Anopheles gambiae* *Kisumu* strain based on the knock-down effect. The time at which 50% of the test population were knocked down (KDT50) or 95% of the test population were knocked down (KDT95) was determined using R software²³, via log-probit analysis, with a level of a significant set at a p value less than 0.05. Values of resistance ratio (RR) greater than 5 are an indication of resistance and values less than or equal to 5 are considered as susceptible²¹.

Results

Molecular species

Overall, 800 *Anopheles gambiae* *sl.* specimens were characterized. In the all-study sites, all mosquito specimens analysed were *Anopheles coluzzii*.

Resistance ratio and knock down

The 50% knockdown times (KDT50) were determined against three insecticides. In all study sites (except Adjagbo), the fastest knockdown time (KDT50) was recorded in malathion followed by pirimiphos-methyl and bendiocarb. The fastest knockdown mosquito (KDT50 = 20.615) was recorded in Zè-Tozounmè with malathion, whereas the slowest

(KDT50 = 42.329) was recorded in Sèdjè-Dénou with Bendiocarb (Table 1).

Concerning the 95% knockdown times (KDT95) in all study sites, the fastest knockdown time (KDT95) was recorded with malathion followed by pirimiphos-methyl and bendiocarb. The fastest knockdown mosquito (KDT95 = 36.692) was recorded in Zè Tozounmè with malathion, whereas the slowest (KDT95 = 106.133) was recorded in Sèdjè-Dénou with Bendiocarb as for KDT50 (Table 2). The RR95 varied among localities. The RR95 of bendiocarb varied between 3.093 and 6.606. The highest RR95 of bendiocarb was recorded at Sèdjè-Dénou. Concerning malathion, the RR95 varied between 2.138 and 2.825 with 100% of the mosquitoes of the four localities being knocked down before the end of the exposure time. The same trends were observed with pirimiphos-methyl with 100% of the mosquitoes of the four localities being knocked down at the end of the exposure time. The RR95 varied between 2.738 and 3.737.

Susceptibility of *Anopheles gambiae* sl. to carbamates and organophosphates

The result of the susceptibility assays revealed that the percentage mortalities of *Anopheles* mosquito exposed to organophosphate insecticides (Malathion and Pirimiphos methyl)

were higher than those of carbamate (Bendiocarb) insecticides (Figure 2). After 24 hours post exposure period, *Anopheles* populations from all study sites were fully susceptible (100% mortality) to Malathion and Pirimiphos methyl. The lowest mortality rates (Sèdjè-Dénou 72.2%; Zè Tozounmè 93.4%; Zinvié Dokomey 93.0%; Adjagbo 95.4%) were obtained from exposures of mosquito populations to bendiocarb (carbamate) insecticide (Figure 2).

Resistance genes

The *Kdr-East*, *Kdr-West*, *N1575Y* and *Ace-1* genes mutation were genotyped. Among these resistance genes mutation, *kdr-West* was the most frequently expressed within the population of vectors with an allelic frequency ranged between 77% (Sèdjè-Dénou) and 88% (Zè Tozounmè). *Kdr-East* mutated genotype was expressed in any *Anopheles coluzzii* specimen analysed apart from Sèdjè strain (1%). *N1575Y* mutated genotype was faintly expressed in the *Anopheles coluzzii* specimen analysed. The allelic frequency ranged between 5% and 12% with the highest frequency recorded Sèdjè-Dénou *Anopheles coluzzii* mosquitoes population. Concerning the *Ace-1* mutation, the allelic frequency of the mutant gene ranged between 8% and 27% with the highest frequency recorded Sèdjè-Dénou *Anopheles coluzzii* mosquitoes population (Figure 3).

Table 1. Resistance ratio (RR50) of mosquito populations (*Anopheles gambiae*) to bendiocarb, malathion, and pirimiphos-methyl. CI50: confidence interval at 50%; Kdt50: knock down time of 50% of the population; *Kdt*50 of the wild strain divided by Kdt50 of the Kisumu reference strain; RR50: resistance ratio at 50%.

Insecticides by locality	Kdt ₅₀ (CI ₅₀) Kisumu (min)	Kdt ₅₀ (CI ₅₀) wild strain(min)	RR ₅₀
Adjagbo			
Bendiocarb (0.01 %)	10.955 (10.206 - 11.695)	28.965 (26.766 - 31.049)	2,644
Malathion (5 %)	11.715 (10.924 - 12.503)	23.688 (20.125 - 26.922)	2,022
Pirimiphos-methyl (0.25 %)	8.969 (8.009 - 9.863)	21.940 (20.276 - 24.454)	2,446
Zinvié Dokomey			
Bendiocarb (0.01 %)	10.955 (10.206 - 11.695)	31.977 (30.785- 33.134)	2,919
Malathion (5 %)	11.715 (10.924 - 12.503)	22.255 (19.810 - 24.577)	1,899
Pirimiphos-methyl (0.25 %)	8.969 (8.009 - 9.863)	25.933 (24.010 - 27.802)	2,891
Zè Tozounmè			
Bendiocarb (0.01 %)	10.955 (10.206 - 11.695)	28.793 (27.095 - 30.444)	2,628
Malathion (5 %)	11.715 (10.924 - 12.503)	20.615 (18.378 - 22.725)	1,760
Pirimiphos-methyl (0.25 %)	8.969 (8.009 - 9.863)	22.251 (19.610 - 25.017)	2,481
Sèdjè-Dénou			
Bendiocarb (0.01 %)	10.955 (10.206 - 11.695)	42.329 (39.822 - 45.205)	3,864
Malathion (5 %)	11.715 (10.924 - 12.503)	31.692 (20.260 - 48.610)	2,705
Pirimiphos-methyl (0.25 %)	8.969 (8.009 - 9.863)	34.863 (33.725 - 35.973)	3,887

Table 2. Resistance ratio (RR95) of mosquito populations (*Anopheles gambiae*) to bendiocarb, malathion, and pirimiphos-methyl. CI95: confidence interval at 95%; Kdt95: knock down time of 95% of the population; *Kdt*95 of the wild strain divided by *Kdt*95 of the Kisumu reference strain; RR95: resistance ratio at 95%.

Insecticides by locality	Kdt ₉₅ (CI ₉₅) Kisumu (min)	Kdt ₉₅ (CI ₉₅) wild strain(min)	RR ₉₅
Adjagbo			
Bendiocarb (0.01 %)	16.066 (14.574 - 18.858)	49.692 (43.849 - 60.824)	3.093
Malathion (5 %)	17.158 (15.844 - 19.236)	44.547 (38.389 - 56.882)	2.596
Pirimiphos-methyl (0.25 %)	16.981 (15.032 - 20.167)	46.488 (41.915 - 54.542)	2.738
Zinvié Dokomey			
Bendiocarb (0.01 %)	16.066 (14.574 - 18.858)	58.373 (49.675 - 73.635)	3.633
Malathion (5 %)	17.158 (15.844 - 19.236)	45.937 (43.428 - 49.470)	2.677
Pirimiphos-methyl (0.25 %)	16.981 (15.032 - 20.167)	56.399 (51.084 - 64.692)	3.321
Zè Tozounmè			
Bendiocarb (0.01 %)	16.066 (14.574 - 18.858)	51.383 (46.775 - 58.467)	3.192
Malathion (5 %)	17.158 (15.844 - 19.236)	36.692 (33.060 - 42.482)	2.138
Pirimiphos-methyl (0.25 %)	16.981 (15.032 - 20.167)	48.448 (41.636 - 60.437)	2.853
Sèdjè-Dénou			
Bendiocarb (0.01 %)	16.066 (14.574 - 18.858)	106.133 (90.373 - 133.126)	6.606
Malathion (5 %)	17.158 (15.844 - 19.236)	48.475 (46.091 - 51.794)	2.825
Pirimiphos-methyl (0.25 %)	16.981 (15.032 - 20.167)	63.459 (50.639 - 95.960)	3.737

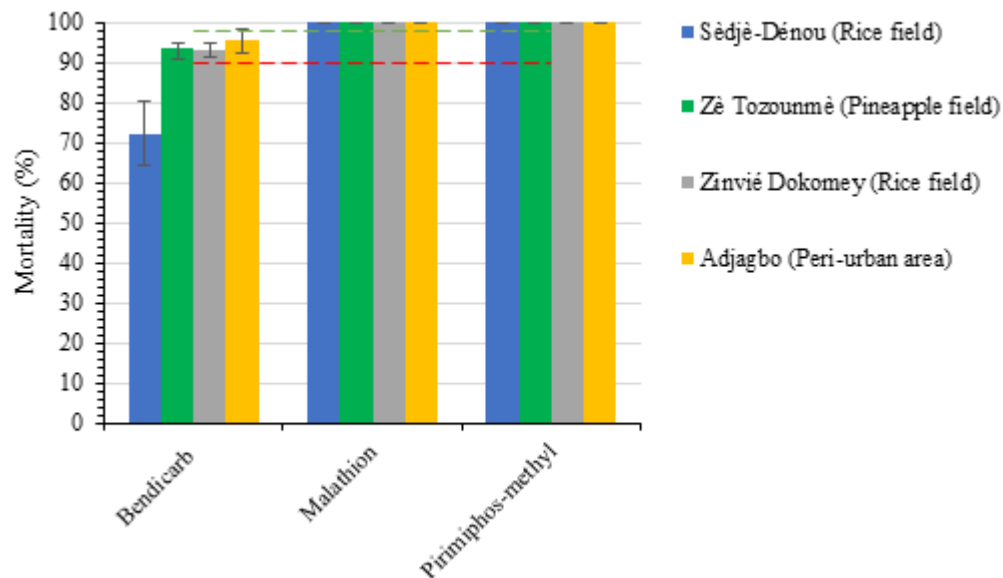


Figure 2. Mean percentage mortalities of *Anopheles gambiae s.l.* mosquitoes from the four study sites after 24 hours post exposure period. Data are shown as mean \pm standard error of the mean (SEM). Red corresponds to 90% mortality and green line to 98% mortality.

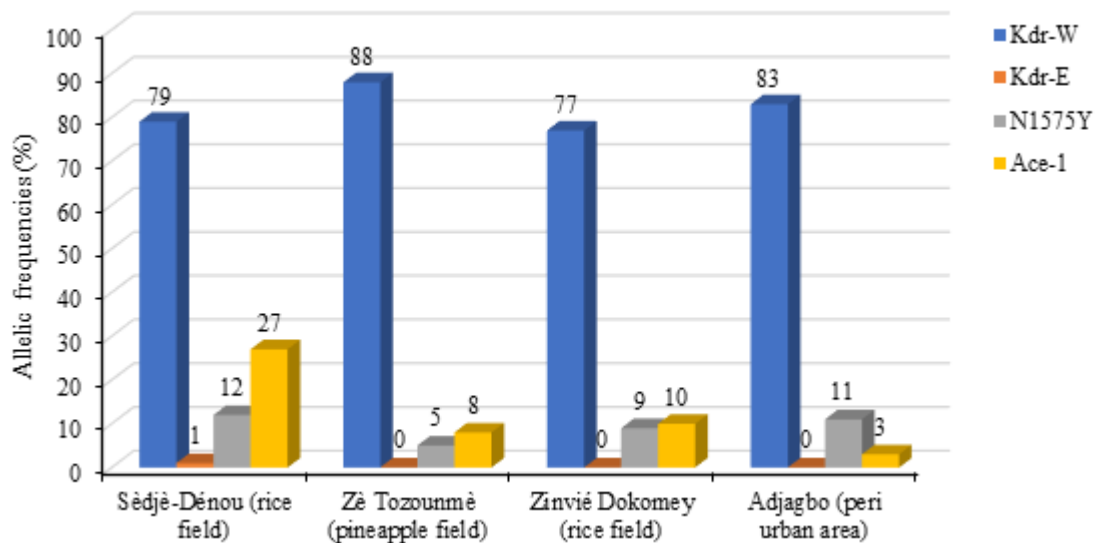


Figure 3. Allelic frequencies of Kdr-W, Kdr-E, N1575Y and Ace-1 in *Anopheles coluzzii* populations.

Discussion

This study assessed the susceptibility status of *Anopheles* mosquito populations to organophosphate and carbamate insecticides across variable agroecosystems in southern Benin. Similarly, to other reports, *Anopheles coluzzii* was detected as the main vector for malaria in the investigated study sites^{24–26}. Findings showed that this *Anopheles coluzzii* population is developing an insensitivity to carbamate (bendiocarb) but remains fully susceptible to organophosphates (malathion and pirimiphos-methyl). In Benin, multiple resistance to insecticides mainly pyrethroids and carbamates have been reported^{24–29} as observed in this study. This raises serious concerns about the future use of long-lasting insecticidal nets (LLIN) and indoor residual spraying (IRS) for malaria vector control. In this context, the research of an alternative approach based on entomological survey is important.

In the present study, the KDT50 and KDT95 values obtained with *Anopheles gambiae* Kisumu susceptible reference strain was lower than those recorded with the wild populations of *Anopheles coluzzii* from Adjagbo (peri-urban area). Therefore, *Anopheles coluzzii* from Adjagbo took more time to die when they were exposed to carbamate (bendiocarb) compared to *Anopheles gambiae* Kisumu susceptible strain. The wild population in Adjagbo were also found to have high levels of organophosphate (pyrimiphos-methyl and malathion). Nevertheless, the RR50 or RR95 didn't clearly indicate insecticides resistance in this *Anopheles coluzzii* population. On the other hand, the same trends were almost observed with *Anopheles coluzzii* populations from the rice and pineapple crop production except for bendiocarb susceptibility among Sèdjè-Dénou *Anopheles coluzzii* population. The KDT95 values obtained with the wild populations of *Anopheles coluzzii* from Sèdjè-Dénou rice field was 6 times higher than those recorded

with *Anopheles gambiae* Kisumu susceptible strain. This clearly indicates bendiocarb resistance in *Anopheles Coluzzii* from Sèdjè-Dénou. This result was confirmed by the mortalities recorded 24 hours after the exposure period.

The bioassay results confirmed resistance to bendiocarb in *Anopheles Coluzzii* from Sèdjè-Dénou but a possible resistance to bendiocarb of each of Adjagbo, Zinvié, and Zè *Anopheles coluzzii* populations. By contrast, full susceptibility to pirimiphos-methyl and malathion was observed in all four study sites. Both carbamate and organophosphate insecticides act on the synapse by inhibiting the action of acetylcholinesterase enzyme³⁰. Specifically, in *Anopheles gambiae* *sl.* mosquitoes, the acetylcholine-1R (ace-1R) gene had been found to cause cross-resistance between organophosphate and carbamate insecticides³¹. Therefore, the results of carbamate resistance and full organophosphate insecticide susceptibility observed in this study could raise questions since the general mode of action of carbamate and organophosphate insecticide classes are similar. Nevertheless, a possible reason for the differential *Anopheles gambiae* *sl.* susceptibility to carbamate and organophosphate observed in this study could be due to the type of enzymes elevated in the mosquitoes through metabolic resistance. It was reported that in rice fields and pineapple fields, herbicides and inorganic fertilizers are largely used than insecticides^{9,32}. But the use of diverse xenobiotics such as herbicides and fertilizers in rice or pineapple production may impact the metabolic system of mosquito larvae, leading to a wide array of insensitivity to multiple insecticides and favouring the development of resistance across successive generations. Heavy metals have been shown to have an inducing role on enzymes responsible for insecticide degradation in mosquitoes. It was highlighted that selecting *Anopheles gambiae* *sl.* larvae with a mixture of agrochemicals

increased their resistance to a broad range of insecticides at the adult stage^{8,10,33–35}.

According to WHO (2012), though the *ace-1R* gene has the same high likelihood of modulating for resistance to both carbamates and organophosphates, the presence of elevated monooxygenases is more important in conferring resistance to carbamates than esterases while the presence of elevated esterases are more important in conferring resistance to organophosphates than monooxygenases. Therefore, the possibility of the presence of elevated monooxygenases rather than elevated esterases could be a possible reason responsible for the carbamate resistance and organophosphate susceptibility observed in the *Anopheles gambiae s.l.* mosquito populations tested in this study. Further biochemical studies on the enzymes elevated in the resistant *Anopheles* mosquito populations from these study sites are required to confirm this possibility. Similar results of carbamate resistance and full susceptibility of *Anopheles gambiae s.l.* to organophosphate observed in this study have been reported by Aikpon *et al.*,¹⁴; Kpanou *et al.*,³⁶; Sagbohan *et al.*,²⁴; Zoungbédji *et al.*,²⁵; Bouraima *et al.*,²⁶ in Benin, in Togo³⁷, Burkina Faso³⁸ and Nigeria³⁹. This susceptibility to organophosphates could also be explained by the low frequency of *Ace-1* resistant allele among the investigated *Anopheles coluzzii* populations.

In the current study, all *Anopheles coluzzii* specimens issued from WHO bioassays, were either homozygous susceptible or heterozygous individuals for *Ace-1* mutation. There were no homozygous resistant individuals. These results might be related to the high fitness cost of the *Ace-1R* mutation, resulting in the death of the homozygous resistant mosquitoes^{40–42}. In *Anopheles gambiae s.l.* populations, the *Ace-1* mutation has been associated with a high fitness cost as the frequency of the *Ace-1* mutation in mosquito populations declines rapidly after a few generations in the absence of selection pressure from organophosphates or carbamates insecticides³¹.

Apart from *Ace-1* mutation, the *kdr*West allele (1014F) was found in very high frequencies across the different studied populations, whereas *kdr* East mutation (1014S) and N1575Y mutation was found in very low frequencies. These findings were in accordance with previous reports suggesting the high distribution of the L1014F allele across the country^{24,25,36,43}.

Conclusion

Organophosphates (malathion and pirimiphos-methyl) have maintained their efficacy against *Anopheles coluzzii* populations from Sèdjè-Dénou (rice field), Zè Tozounmè (pineapple field), Zinvié Dokomey (rice field) or Adjagbo (peri-urban area). The good efficacy of these organophosphates against *Anopheles coluzzii* populations from the southern part of Benin is clearly observed in the current study. The use of pirimiphos-methyl for IRS in this part of the country would be a successful alternative for malaria control in this area.

Ethics and consent

Ethical approval and consent were not required.

Data availability

Underlying data

Open Science Framework: Organophosphate and carbamate susceptibility profiling of *Anopheles gambiae s.l.* across different ecosystems in southern Benin. <https://doi.org/10.17605/OSF.IO/RKTCX>⁴³.

Data are available under the terms of the [Creative Commons Zero “No rights reserved” data waiver](#) (CC0 1.0 Public domain dedication).

Acknowledgements

We thank all surveyed communities for their cooperation and assistance during the field work. We also appreciate Claude GANDE for his technical assistance.

References

1. WHO: **World malaria report 2022**. Geneva, World Health Organization, 2022. [Reference Source](#)
2. Ministry of Health (Benin): **Benin health statistical yearbook 2016**. Ministry of Health (Benin), Porto-Novo, Benin; 2017. [Reference Source](#)
3. Chandre F, Darrier F, Manga L, *et al.*: **Status of pyrethroid resistance in *Anopheles gambiae sensu lato***. *Bull World Health Organ.* 1999; **77**(3): 230–4. [PubMed Abstract](#) | [Free Full Text](#)
4. Diabate A, Baldet T, Chandre F, *et al.*: **The role of agricultural use of insecticides in resistance to pyrethroids in *Anopheles gambiae s.l.* in Burkina Faso**. *Am J Trop Med Hyg.* 2002; **67**(6): 617–22. [PubMed Abstract](#) | [Publisher Full Text](#)
5. Yawson AE, McCall PJ, Wilson MD, *et al.*: **Species abundance and insecticide resistance of *Anopheles gambiae* in selected areas of Ghana and Burkina Faso**. *Med Vet Entomol.* 2004; **18**(4): 372–7. [PubMed Abstract](#) | [Publisher Full Text](#)
6. Awolola TS, Brooke BD, Koekemoer LL, *et al.*: **Absence of the *kdr* mutation in the molecular ‘M’ form suggests different pyrethroid resistance mechanisms in the malaria vector mosquito *Anopheles gambiae s.s.*** *Trop Med Int Health.* 2003; **8**(5): 420–2. [PubMed Abstract](#) | [Publisher Full Text](#)
7. Djogbénu L, Weill M, Hougard JM, *et al.*: **Characterization of insensitive acetylcholinesterase (*ace-1R*) in *Anopheles gambiae* (Diptera: Culicidae): resistance levels and dominance**. *J Med Entomol.* 2007; **44**(5): 805–10. [PubMed Abstract](#) | [Publisher Full Text](#)
8. Chouaibou MS, Fodjo BK, Fokou G, *et al.*: **Influence of the agrochemicals used for rice and vegetable cultivation on insecticide resistance in malaria vectors in southern Côte d’Ivoire**. *Malar J.* 2016; **15**(1): 426. [PubMed Abstract](#) | [Publisher Full Text](#) | [Free Full Text](#)
9. Mouhamadou CS, de Souza SS, Fodjo BK, *et al.*: **Evidence of insecticide resistance selection in wild *Anopheles coluzzii* mosquitoes due to agricultural pesticide use**. *Infect Dis Poverty.* 2019; **8**(1): 64. [PubMed Abstract](#) | [Publisher Full Text](#) | [Free Full Text](#)
10. Talom AD, Essoung MA, Gbankoto A, *et al.*: **A preliminary analysis on the effect of copper on *Anopheles coluzzii* insecticide resistance in vegetable farms in Benin**. *Sci Rep.* 2020; **10**(1): 6392. [PubMed Abstract](#) | [Publisher Full Text](#) | [Free Full Text](#)
11. Fodjo BK, Koudou BG, Tia E, *et al.*: **Insecticides resistance status of *An.***

- gambiae* in areas of varying agrochemical use in Côte d'Ivoire. *Biomed Res Int.* 2018; **2018**: 2874160.
[PubMed Abstract](#) | [Publisher Full Text](#) | [Free Full Text](#)
12. Nwane P, Etang J, Chouaibou M, *et al.*: Multiple insecticide resistance mechanisms in *Anopheles gambiae* s.l. populations from cameroon, Central Africa. *Parasit Vectors.* 2013; **6**: 41.
[PubMed Abstract](#) | [Publisher Full Text](#) | [Free Full Text](#)
 13. Yadouleton A, Djengue W, Sezonli M, *et al.*: Impacts des pratiques phytosanitaires en milieu cotonnier sur le niveau de résistance phénotypique des populations de *Anopheles gambiae* (Diptera, culicidae) au Nord du Bénin. *International Journal of Progressive Sciences and Technologies.* 2018; **23**(4): 8.
[Reference Source](#)
 14. Aikpon R, Agossa F, Ossè R, *et al.*: Bendiocarb resistance in *Anopheles gambiae* s.l. populations from Atacora department in Benin, West Africa: a threat for malaria vector control. *Parasit Vectors.* 2013; **6**(1): 192.
[PubMed Abstract](#) | [Publisher Full Text](#) | [Free Full Text](#)
 15. Salako AS, Ahogni I, Kpanou C, *et al.*: Baseline entomologic data on malaria transmission in prelude to an indoor residual spraying intervention in the regions of Alibori and Donga, Northern Benin, West Africa. *Malar J.* 2018; **17**(1): 392.
[PubMed Abstract](#) | [Publisher Full Text](#) | [Free Full Text](#)
 16. Chukwuekezie O, Nwosu E, Nwangwu U, *et al.*: Resistance status of *Anopheles gambiae* (s.l.) to four commonly used insecticides for malaria vector control in South-East Nigeria. *Parasit Vectors.* 2020; **13**(1): 152.
[PubMed Abstract](#) | [Publisher Full Text](#) | [Free Full Text](#)
 17. Grau-Bové X, Lucas E, Pipini D, *et al.*: Resistance to pirimiphos-methyl in West African *Anopheles* is spreading via duplication and introgression of the *Ace1* locus. *PLoS Genet.* 2021; **17**(1): e1009253.
[PubMed Abstract](#) | [Publisher Full Text](#) | [Free Full Text](#)
 18. Institut national de la statistique et de l'analyse économique. editor. *Cahier des villages et quartiers de ville du département de l'Atlantique (RGPH -4, 2013)*. Bénin: INSAE; 2016; 12.
 19. Livak KJ: Organization and mapping of a sequence on the *Drosophila melanogaster* X and Y chromosomes that is transcribed during spermatogenesis. *Genetics.* 1984; **107**(4): 611–34.
[PubMed Abstract](#) | [Publisher Full Text](#) | [Free Full Text](#)
 20. Santolamazza F, Mancini E, Simard F, *et al.*: Insertion polymorphisms of *SINE200* retrotransposons within speciation islands of *Anopheles gambiae* molecular forms. *Malar J.* 2008; **7**: 163.
[PubMed Abstract](#) | [Publisher Full Text](#) | [Free Full Text](#)
 21. WHO: Test procedures for insecticide resistance monitoring in malaria vector mosquitoes. Geneva, World Health Organization; 2016; 55.
[Reference Source](#)
 22. Bass C, Nikou D, Donnelly MJ, *et al.*: Detection of knockdown resistance (*kdr*) mutations in *Anopheles gambiae*: a comparison of two new high-throughput assays with existing methods. *Malar J.* 2007; **6**: 111.
[PubMed Abstract](#) | [Publisher Full Text](#) | [Free Full Text](#)
 23. Karunaratne P, Pocquet N, Labbé P, *et al.*: BioRssay: an R package for analyses of bioassays and probit graphs. *Parasit Vectors.* 2022; **15**(1): 35.
[PubMed Abstract](#) | [Publisher Full Text](#) | [Free Full Text](#)
 24. Sagbohan HW, Kpanou CD, Sovi A, *et al.*: Pyrethroid resistance intensity in *Anopheles gambiae* s.l. from different agricultural production Zones in Benin, West Africa. *Vector Borne Zoonotic Dis.* 2022; **22**(1): 39–47.
[PubMed Abstract](#)
 25. Zoungbédji DM, Padonou GG, Konkon AK, *et al.*: Assessing the susceptibility and efficacy of traditional neurotoxic (pyrethroid) and new-generation insecticides (chlorfenapyr, clothianidin, and pyriproxyfen) on wild pyrethroid-resistant populations of *Anopheles gambiae* from Southern Benin. *Malar J.* 2023; **22**(1): 245.
[PubMed Abstract](#) | [Publisher Full Text](#) | [Free Full Text](#)
 26. Bouraima A, Djénontin A, Dossou Y, *et al.*: Measuring entomological parameters before implementing a study on asymptomatic carriers of *Plasmodium falciparum* in the Zè district in Southern Benin. *Malar J.* 2023; **22**(1): 24.
[PubMed Abstract](#) | [Publisher Full Text](#) | [Free Full Text](#)
 27. Djouaka R, Riveron JM, Yessoufou A, *et al.*: Multiple insecticide resistance in an infected population of the malaria vector *Anopheles funestus* in Benin. *Parasit Vectors.* 2016; **9**: 453.
[PubMed Abstract](#) | [Publisher Full Text](#) | [Free Full Text](#)
 28. Sovi A, Djègbè I, Soumanou L, *et al.*: Microdistribution of the resistance of malaria vectors to deltamethrin in the region of Plateau (southeastern Benin) in preparation for an assessment of the impact of resistance on the effectiveness of Long Lasting Insecticidal Nets (LLINs). *BMC Infect Dis.* 2014; **14**: 103.
[PubMed Abstract](#) | [Publisher Full Text](#) | [Free Full Text](#)
 29. Yahouédo GA, Cornelié S, Djègbè I, *et al.*: Dynamics of pyrethroid resistance in malaria vectors in Southern Benin following a large scale implementation of vector control interventions. *Parasit Vectors.* 2016; **9**(1): 385.
[PubMed Abstract](#) | [Publisher Full Text](#) | [Free Full Text](#)
 30. Labbe P, Alout, H, Djogbenou L, *et al.*: Evolution of resistance to insecticide in disease vectors-web of science core collection. In: *Genetics and Evolution of Infectious Diseases*. Elsevier Publishing Company, Lond., U.K; 2011; 363–409.
[Publisher Full Text](#)
 31. Labbé P, Berthomieu A, Berticat C, *et al.*: Independent duplications of the acetylcholinesterase gene conferring insecticide resistance in the mosquito *Culex pipiens*. *Mol Biol Evol.* 2007; **24**(4): 1056–67.
[PubMed Abstract](#) | [Publisher Full Text](#)
 32. Akogbeto MC, Djouaka R, Noukpo H: Utilisation des insecticides agricoles au Bénin. *Bull Soc Pathol Exot.* 2005; **6**.
[Reference Source](#)
 33. Jeanrenaud ACSN, Brooke BD, Oliver SV: Second generation effects of larval metal pollutant exposure on reproduction, longevity and insecticide tolerance in the major malaria vector *Anopheles arabiensis* (Diptera: Culicidae). *Parasit Vectors.* 2020; **13**(1): 4.
[PubMed Abstract](#) | [Publisher Full Text](#) | [Free Full Text](#)
 34. Jeanrenaud ACSN, Brooke BD, Oliver SV: Characterisation of the epigenetic architecture of the major malaria vector *Anopheles arabiensis* (Diptera: Culicidae) after treatment with epigenetic modulators and heavy metals. *Acta Trop.* 2022; **226**: 106259.
[PubMed Abstract](#) | [Publisher Full Text](#)
 35. Oliver SV, Brooke BD: The effect of metal pollution on the life history and insecticide resistance phenotype of the major malaria vector *Anopheles arabiensis* (Diptera: Culicidae). *PLoS One.* 2018; **13**(2): e0192551.
[PubMed Abstract](#) | [Publisher Full Text](#) | [Free Full Text](#)
 36. Kpanou CD, Sagbohan HW, Dagnon F, *et al.*: Characterization of resistance profile (intensity and mechanisms) of *Anopheles gambiae* in three communes of Northern Benin, West Africa. *Malar J.* 2021; **20**(1): 328.
[PubMed Abstract](#) | [Publisher Full Text](#) | [Free Full Text](#)
 37. Amoudji AD, Ahadji-Dabla KM, Hien AS, *et al.*: Insecticide resistance profiles of *Anopheles gambiae* s.l. in togo and genetic mechanisms involved, during 3-year survey: is there any need for resistance management? *Malar J.* 2019; **18**(1): 177.
[PubMed Abstract](#) | [Publisher Full Text](#) | [Free Full Text](#)
 38. Namountougou M, Soma DD, Kientega M, *et al.*: Insecticide resistance mechanisms in *Anopheles gambiae* complex populations from Burkina Faso, West Africa. *Acta Trop.* 2019; **197**: 105054.
[PubMed Abstract](#) | [Publisher Full Text](#)
 39. Oduola AO, Obembe A, Lateef SA, *et al.*: Species composition and *Plasmodium falciparum* infection rates of *Anopheles gambiae* s.l. mosquitoes in six localities of Kwara State, North Central, Nigeria. *J Appl Sci Environ Manag.* 2021; **25**(10): 1801–6.
[Publisher Full Text](#)
 40. Weill M, Malcolm C, Chandre F, *et al.*: The unique mutation in *ace-1* giving high insecticide resistance is easily detectable in mosquito vectors. *Insect Mol Biol.* 2004; **13**(1): 1–7.
[PubMed Abstract](#) | [Publisher Full Text](#)
 41. Asidi AN, N' Guessan R, Koffi AA, *et al.*: Experimental hut evaluation of bednets treated with an organophosphate (chlorpyrifos-methyl) or a pyrethroid (lambda-cyhalothrin) alone and in combination against insecticide-resistant *Anopheles gambiae* and *Culex quinquefasciatus* mosquitoes. *Malar J.* 2005; **4**: 25.
[PubMed Abstract](#) | [Publisher Full Text](#) | [Free Full Text](#)
 42. Djogbénou L, Pasteur N, Bio-Bangana S, *et al.*: Malaria vectors in the republic of Benin: distribution of species and molecular forms of the *Anopheles gambiae* complex. *Acta Trop.* 2010; **114**(2): 116–22.
[PubMed Abstract](#) | [Publisher Full Text](#)
 43. Djègbè I, Agossa FR, Jones CM, *et al.*: Molecular characterization of DDT resistance in *Anopheles gambiae* from Benin. *Parasit Vectors.* 2014; **7**: 409.
[PubMed Abstract](#) | [Publisher Full Text](#) | [Free Full Text](#)

Open Peer Review

Current Peer Review Status: ? ?

Version 1

Reviewer Report 05 November 2024

<https://doi.org/10.21956/wellcomeopenres.23720.r103873>

© 2024 Martin J. This is an open access peer review report distributed under the terms of the [Creative Commons Attribution License](#), which permits unrestricted use, distribution, and reproduction in any medium, provided the original work is properly cited.



Jackline Martin

Kilimanjaro Christian Medical University College, Moshi, Tanzania

The study is well-executed, addressing an important gap in malaria vector control in Benin by highlighting the potential of organophosphates like malathion and pirimiphos-methyl in IRS programs. These findings support the strategic rotation or integration of these insecticides to manage resistance and enhance malaria control efficacy.

Please ensure minor corrections, including the correct notation for *An. gambiae* s.l. and s.s., where only the species name (*An. gambiae*) should be italicized, and the abbreviations "s.l." and "s.s." should remain in regular font to maintain consistency.

Explain how mosquitoes for molecular analysis were stored/preserved.

Is the work clearly and accurately presented and does it cite the current literature?

Yes

Is the study design appropriate and is the work technically sound?

Yes

Are sufficient details of methods and analysis provided to allow replication by others?

Yes

If applicable, is the statistical analysis and its interpretation appropriate?

Partly

Are all the source data underlying the results available to ensure full reproducibility?

Yes

Are the conclusions drawn adequately supported by the results?

Yes

Competing Interests: No competing interests were disclosed.

Reviewer Expertise: Entomologist with 12 years experience in evaluation of vector control products in Africa. experienced in malaria vector behavior and host vector interactions

I confirm that I have read this submission and believe that I have an appropriate level of expertise to confirm that it is of an acceptable scientific standard, however I have significant reservations, as outlined above.

Author Response 10 Nov 2024

Camille DOSSOU

1) We agree with the Reviewer's comments about "the correct notation for *An. gambiae* s.l. And ss.". We have considered this in the revised manuscript.

2) The reviewer asked us to explain how mosquitoes for molecular analysis were stored/preserved. More details have been given in the revised manuscript to explain what. Please, refer to the Methods section in the revised manuscript.

Competing Interests: No competing interests were disclosed.

Reviewer Report 30 September 2024

<https://doi.org/10.21956/wellcomeopenres.23720.r95964>

© 2024 Kaiser M. This is an open access peer review report distributed under the terms of the [Creative Commons Attribution License](#), which permits unrestricted use, distribution, and reproduction in any medium, provided the original work is properly cited.



Maria Kaiser

National Institute for Communicable Diseases., Johannesburg, South Africa

This article looks at populations of *Anopheles gambiae* s.l. from areas of differing agrochemical use in southern Benin (rice growing areas, pineapple growing area, peri-urban area). Bednets, impregnated with pyrethroids, have been in use and mosquitoes in the area are resistant to pyrethroids. Therefore, it is important to determine the susceptibility status of the the vector population/s to other insecticide classes which could be used for indoor residual spraying.

Anopheline larvae were collected from two districts in southern Benin and within those districts from an area with greater agrochemical use and one from an area with less agrochemical use. Standard WHO tube bioassays against 1 carbamate (bendiocarb 0.1%) insecticide and 2 organophosphate (malathion 5% and pirimiphos methyl 0.25%) insecticides at diagnostic concentrations were conducted. Knockdown 50 and 95% times were also determined and compared to a susceptible reference strain to determine the resistance ratio of each population to the different insecticides. The frequencies of insecticide resistance associated mutations: *kdr* (east

and west); N1575Y, and Ace-1R, were determined.

Mosquitoes from all areas tested were found to be susceptible to organophosphates however possible resistance or resistance to the carbamate, bendiocarb was detected and was highest in mosquitoes collected from one of the rice growing areas.

Kdr-w was detected at high frequencies, kdr-e was detected at a frequency of only 1% in specimens from Sedje-Denou, N1575Y was detected at low frequency and Ace-1R was detected as well and at a higher frequency in the mosquitoes particularly from one of the rice growing areas than in mosquitoes from the other sites.

The information presented is valuable. Consider the following for improvements:

In plain language summary-

It is stated that mutations present were rare- this was not true for all mutations and can be written better to more accurately reflect the frequency of mutations

In the methods-

- In describing the study sites communes and municipalities seem to be used interchangeably which can get confusing.
- The quality of Figure 1 should be improved as it is pixelated and difficult to read
- The reason for using red and green dots to portray the different sites is not coming across. From reading about the study sites it appears that the green sites are located where there is likely to be less agrochemical use than in those sites portrayed as red dots. Please indicate dot colour significance in a key or in the figure legend
- during larval rearing to adulthood what food was given to the larvae to complete development (include this). if not fed and they survived off what was already in the water they were collected in then state that
- Include determination of KD50 and 95 in the methods as well as information of the calculations of the respective resistance ratios- it is referred to in data analysis but can go under (or before/after) bioassay section
- It is not clear how morphological identification was performed- include the method and the morphological key/s used (and reference the key/s).
- The methods presented for the detection of resistance associated mutations were not sufficient for all the mutations which were screened for. Include appropriate references for the detection of each mutation.
- For data analysis section - is there a statistical difference in the frequency of resistance associated mutations between the different sites- this would be valuable to include especially for the Ace-1R mutation
- Include information on controls for the various tests/ assays

In the results:

it is stated that 800 *Anopheles gambiae* s.l. specimens were molecularly characterised- how many successfully amplified? Include whether any specimens did not amplify as well. This can be given as a percentage of the total screened for species identification

Include sample sizes for each test/ analysis performed, in all figures and graphs or alternatively clearly stated in the methods

For the resistance mutations it is not clear if mosquitoes were assayed for the mutations after exposure to insecticides and therefore would be possible to determine any association between resistance mutation (genotype) and survival or death following exposure (phenotype) or if it was a sample not exposed to insecticides which were screened for mutations. Please indicate
In tables 1 and 2 highlight which RR show resistance by using different font for those RR comparison/s

Improve the quality of figure 2. It is pixelated. Include the results from unexposed control mosquitoes in the graph or in text

How many mosquitoes were used from each site to determine mutation/ allelic frequency? include in graph

Discussion and conclusions-

It is mentioned in the discussion that multiple insecticide resistance was observed in this study- this is not true as only resistance to bendiocarb was detected

A suggestion is to emphasize the requirement for susceptibility testing of the vector population targeted for IRS in order to determine or select the most appropriate insecticide option for use in a vector control/ IRS programme instead of highlighting organophosphates as alternative insecticide class for IRS

Elevated mono-oxygenases vs esterases is discussed consider this in terms of pyrethroid resistance in the area/ population as well

Include discussion on the higher frequency of Ace-1R detected in samples from one of the rice growing areas. Were differences between the 2 rice growing areas observed that could possibly account for the higher frequency in one rice area than the other (overall rice growing areas had higher Ace-1R frequencies)

Is the work clearly and accurately presented and does it cite the current literature?

Partly

Is the study design appropriate and is the work technically sound?

Partly

Are sufficient details of methods and analysis provided to allow replication by others?

No

If applicable, is the statistical analysis and its interpretation appropriate?

Partly

Are all the source data underlying the results available to ensure full reproducibility?

No source data required

Are the conclusions drawn adequately supported by the results?

Partly

Competing Interests: No competing interests were disclosed.**Reviewer Expertise:** malaria vector control, malaria vector surveillance, vector behaviour, Anopheles**I confirm that I have read this submission and believe that I have an appropriate level of expertise to confirm that it is of an acceptable scientific standard, however I have significant reservations, as outlined above.**

Author Response 10 Nov 2024

Camille DOSSOU**In plain language summary** A sentence was reformulated.

From "We found that all of the mosquitoes were low".

In the methods

"Commune" was replaced by "Municipality" throughout the revised manuscript.

Figure 1

The quality of Figure 1 has been improved.

Dot color significance was indicated in the Figure 1 legend the revised manuscript.

More details have been given to explain how anopheline was fed in the revised manuscript.

The morphological identification performed is now indicated including the references of the identification keys used in the revised manuscript.

The additional references were included about resistance gene genotyping in the revised manuscript. The "data analysis" section was reformulated to explain how allelic frequency was calculated and compared between the different surveyed localities in the revised manuscript.

In the results

The "molecular species" paragraph was reformulated to give more precisions. The "resistance genes" paragraph was reformulated to give more details.

Competing Interests: No competing interests were disclosed.