




Erratum

Cite this article: Kisely S, Leske S, Ogilvie J, Thompson C, Siskind D, Allard T (2024) A longitudinal birth cohort study of child maltreatment and mental disorders using linked statewide child protection and administrative health data for 83,050 Queensland residents from 1983 to 2014 – ERRATUM. *Epidemiology and Psychiatric Sciences* **33**, e77, 1–2. <https://doi.org/10.1017/S2045796024000805>

A longitudinal birth cohort study of child maltreatment and mental disorders using linked statewide child protection and administrative health data for 83,050 Queensland residents from 1983 to 2014 – ERRATUM

Steve Kisely , Stuart Leske, James Ogilvie , Carleen Thompson ,
Dan Siskind and Troy Allard

DOI: doi.org/10.1017/S204579602400074X, Published by Cambridge University Press, 20 November 2024.

The indentation of [Table 1](#) was incorrect in the original publication. The correct representation is shown here.

The Publisher apologises for the error.

© The Author(s), 2024. Published by Cambridge University Press. This is an Open Access article, distributed under the terms of the Creative Commons Attribution-NonCommercial-ShareAlike licence (<https://creativecommons.org/licenses/by-nc-sa/4.0/>), which permits non-commercial re-use, distribution, and reproduction in any medium, provided the same Creative Commons licence is included and the original work is properly cited. The written permission of Cambridge University Press must be obtained for commercial re-use.

Table 1. Descriptive data for each subgroup of interest

	SSD/ DIP	BPAD, manic episodes or both or mood & BPAD with psychotic features	Depression	Anxiety disorders, excluding PTSD	PTSD
<i>n</i>	1,061	840	1,432	2,441	239
Sex – female – <i>n</i> [%]	337 [32]	470 [56]	856 [60]	1,317 [54]	156 [65]
Indigenous – yes – <i>n</i> [%]	267 [25]	125 [15]	257 [18]	368 [15]	48 [20]
Death – yes – <i>n</i> [%]	43 [4]	31 [4]	43 [3]	70 [3]	13 [5]
Age at death – <i>M</i> [SD]	24.1 [3.90]	25.6 [3.38]	25.5 [3.96]	25.4 [3.73]	26.4 [3.25]
Age of subject when first notification of child maltreatment – <i>M</i> [SD]	7.6 [5.05]	8.4 [5.02]	8.0 [5.22]	8.1 [5.19]	8.1 [5.02]
Child maltreatment notifications – yes – <i>n</i> [%]					
Notified					
Any notification	246 [23]	150 [18]	302 [21]	490 [20]	77 [33]
Neglect	180 [17]	102 [12]	207 [15]	316 [13]	51 [22]
Physical abuse	144 [14]	89 [11]	198 [14]	300 [13]	47 [21]
Sexual abuse	75 [7]	37 [5]	91 [6]	161 [7]	30 [13]
Emotional abuse	142 [14]	88 [11]	190 [13]	298 [12]	51 [23]
Substantiated only					
Any substantiation	202 [19]	124 [15]	252 [18]	389 [16]	65 [29]
Neglect	138 [13]	73 [9]	149 [11]	220 [9]	33 [14]
Physical abuse	111 [11]	67 [8]	159 [11]	226 [9]	36 [16]
Sexual abuse	47 [5]	30 [4]	66 [5]	114 [5]	24 [10]
Emotional abuse	114 [11]	70 [9]	160 [11]	235 [10]	39 [17]
Multiple child maltreatment types or reports, Notified					
Multiple types	167 [16]	94 [12]	213 [15]	329 [14]	55 [25]
Multiple reports	187 [18]	108 [13]	236 [17]	365 [15]	58 [26]

Notes: BPAD: Bipolar affective disorder; Depression includes single depressive episodes, recurrent major depressive disorder, other depressive disorder or dysthymic disorder; PTSD: Post-traumatic stress disorder; SSD: Schizophrenia, schizotypal and delusional disorders; DIP: Drug-induced psychoses.

References

- Kisely S, Leske S, Ogilvie J, Thompson C, Siskind D and Allard T (2024) A longitudinal birth cohort study of child maltreatment and mental disorders using linked statewide child protection and administrative health data for 83,050 Queensland residents from 1983 to 2014. *Epidemiology and Psychiatric Sciences* e69, 1–9. <https://doi.org/10.1017/S204579602400074X>