



## Correction: Pembrolizumab, radiotherapy, and an immunomodulatory five-drug cocktail in pretreated patients with persistent, recurrent, or metastatic cervical or endometrial carcinoma: Results of the phase II PRIMMO study

Emiel A. De Jaeghere<sup>1,2,3</sup> · Sandra Tuyaerts<sup>4,5,6,7</sup> · An M. T. Van Nufel<sup>8</sup> · Ann Belmans<sup>9</sup> · Kris Bogaerts<sup>9</sup> · Regina Baiden-Amissah<sup>4,5</sup> · Lien Lippens<sup>2,3</sup> · Peter Vuylsteke<sup>10</sup> · Stéphanie Henry<sup>10</sup> · Xuan Bich Trinh<sup>11,12,13</sup> · Peter A. van Dam<sup>11,12,13</sup> · Sandrine Aspeslagh<sup>6</sup> · Alex De Caluwé<sup>14,15</sup> · Eline Naert<sup>1,2</sup> · Diether Lambrechts<sup>16</sup> · An Hendrix<sup>2,3</sup> · Olivier De Wever<sup>2,3</sup> · Koen K. Van de Vijver<sup>2,17,18</sup> · Frédéric Amant<sup>4,18,19</sup> · Katrien Vandecasteele<sup>2,20</sup> · Hannelore G. Denys<sup>1,2</sup>

© The Author(s) 2024

### Correction to:

**Cancer Immunology, Immunotherapy (2022)  
72:475–491**  
<https://doi.org/10.1007/s00262-022-03253-x>

In the original version of this article, there is a minor typo in the third sentence of the introduction section where "USA" should be "EU".

The third sentence of the introduction section, which previously read

"Cemiplimab, another PD-1 inhibitor, was the first drug ever to demonstrate a statistically significant and clinically meaningful OS benefit in pretreated patients with persistent/recurrent/metastatic CC, for which it gained regulatory approval in the USA".

Should have read

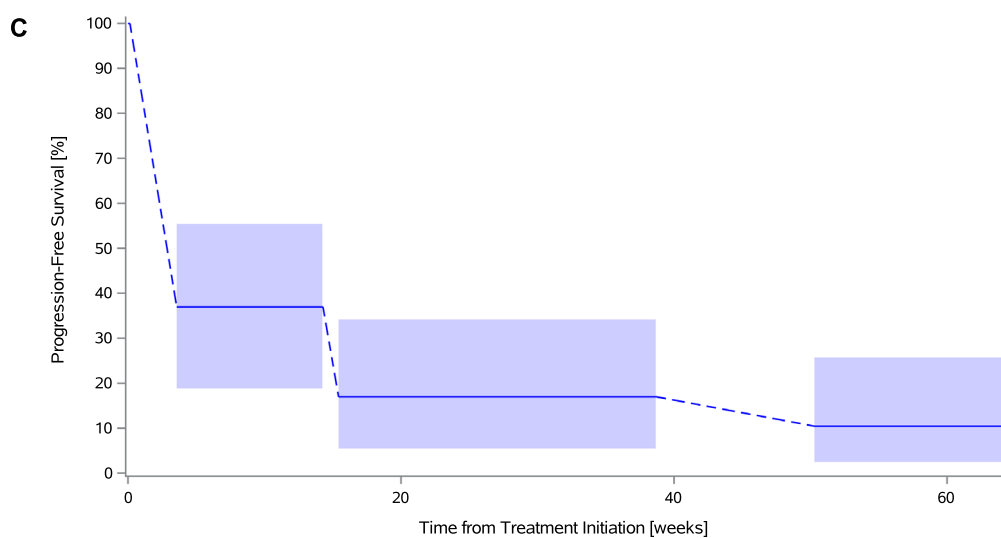
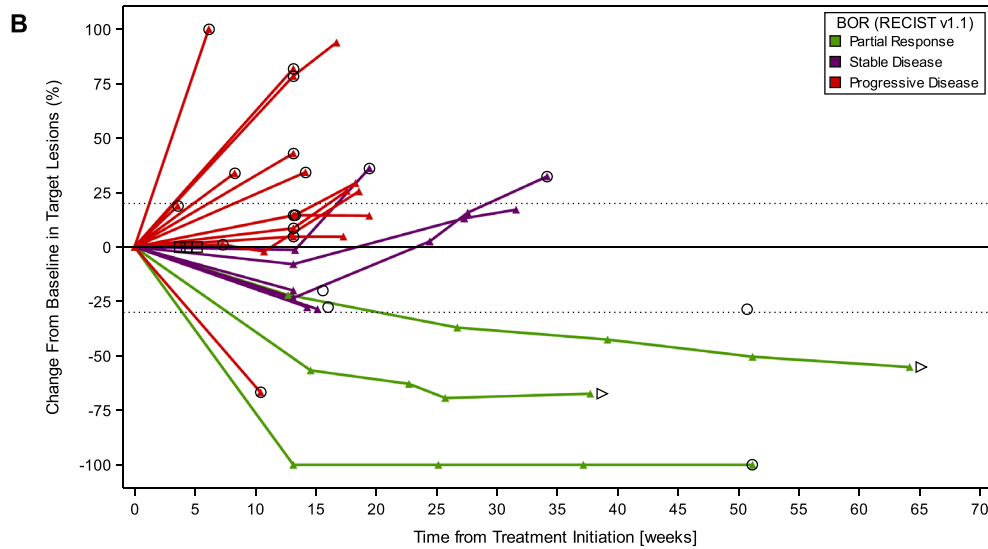
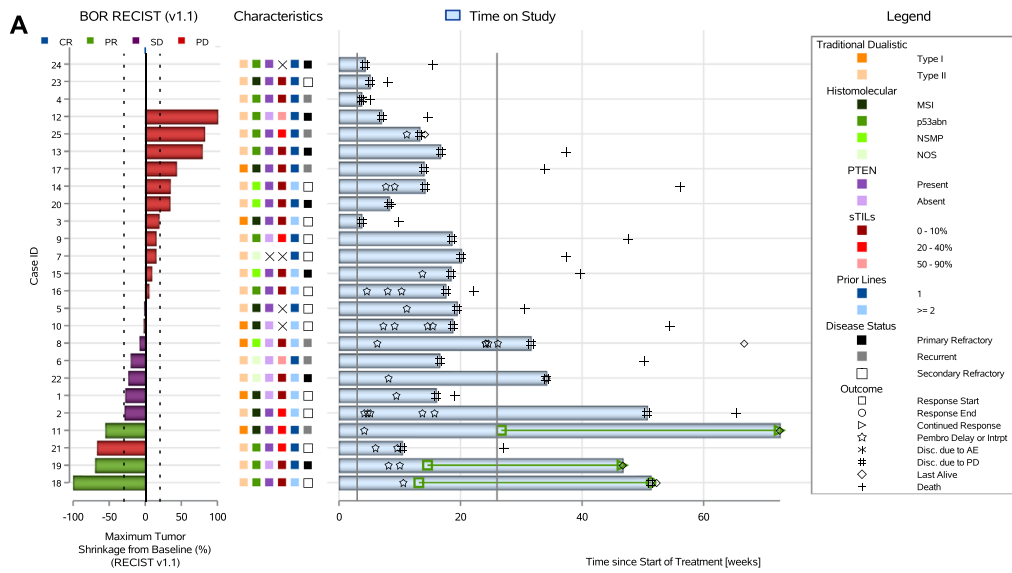
"Cemiplimab, another PD-1 inhibitor, was the first drug ever to demonstrate a statistically significant and clinically meaningful OS benefit in pretreated patients with persistent/recurrent/metastatic CC, for which it gained regulatory approval in the EU".

The vertical dotted lines in Fig. 3A (the waterfall plot) were incorrectly depicted as a solid line. The Fig. 3 should have appeared as shown below.

---

The original article can be found online at <https://doi.org/10.1007/s00262-022-03253-x>.

Extended author information available on the last page of the article



**Fig. 3** Antitumor activity to study treatment in the endometrial cohort. **A** Combined waterfall and swimmer plot. **B** Spider plot. **C** Interval-censored progression-free survival per immune-related response criteria. *AE* adverse event, *BOR* best overall response, *CR* complete response, *MSI* microsatellite instability, *NOS* not otherwise specified, *NSMP* no specific molecular profile, *PD* progressive disease, *PR* partial response, *PTEN* phosphatase and tensin homolog, *RECIST v1.1* Response Evaluation Criteria in Solid Tumors version 1.1, *SD* stable disease, *sTILs* stromal tumor-infiltrating lymphocytes

**Open Access** This article is licensed under a Creative Commons Attribution 4.0 International License, which permits use, sharing, adaptation, distribution and reproduction in any medium or format, as long as you give appropriate credit to the original author(s) and the source, provide a link to the Creative Commons licence, and indicate if changes were made. The images or other third party material in this article are included in the article's Creative Commons licence, unless indicated otherwise in a credit line to the material. If material is not included in the article's Creative Commons licence and your intended use is not permitted by statutory regulation or exceeds the permitted use, you will need to obtain permission directly from the copyright holder. To view a copy of this licence, visit <http://creativecommons.org/licenses/by/4.0/>.

**Publisher's Note** Springer Nature remains neutral with regard to jurisdictional claims in published maps and institutional affiliations.

## Authors and Affiliations

Emiel A. De Jaeghere<sup>1,2,3</sup> · Sandra Tuyaerts<sup>4,5,6,7</sup> · An M. T. Van Nufel<sup>8</sup> · Ann Belmans<sup>9</sup> · Kris Bogaerts<sup>9</sup> · Regina Baiden-Amissah<sup>4,5</sup> · Lien Lippens<sup>2,3</sup> · Peter Vuylsteke<sup>10</sup> · Stéphanie Henry<sup>10</sup> · Xuan Bich Trinh<sup>11,12,13</sup> · Peter A. van Dam<sup>11,12,13</sup> · Sandrine Aspeslagh<sup>6</sup> · Alex De Caluwé<sup>14,15</sup> · Eline Naert<sup>1,2</sup> · Diether Lambrechts<sup>16</sup> · An Hendrix<sup>2,3</sup> · Olivier De Wever<sup>2,3</sup> · Koen K. Van de Vijver<sup>2,17,18</sup> · Frédéric Amant<sup>4,18,19</sup> · Katrien Vandecasteele<sup>2,20</sup> · Hannelore G. Denys<sup>1,2</sup>

✉ Hannelore G. Denys  
hannelore.denys@ugent.be

Emiel A. De Jaeghere  
emiela.dejaeghere@ugent.be

Sandra Tuyaerts  
sandra.tuyaerts@uzbrussel.be

An M. T. Van Nufel  
anvannufel@gmail.com

Ann Belmans  
ann.belmans@kuleuven.be

Kris Bogaerts  
kris.bogaerts@kuleuven.be

Regina Baiden-Amissah  
reginaesimensimah.baidenamissah@kuleuven.be

Lien Lippens  
lien.lippens@ugent.be

Peter Vuylsteke  
peter.vuylsteke@uclouvain.be

Stéphanie Henry  
stephanie.henry@uclouvain.be

Xuan Bich Trinh  
xuanbich.trinh@uza.be

Peter A. van Dam  
peter.vandam@uza.be

Sandrine Aspeslagh  
sandrine.aspeslagh@uzbrussel.be

Alex De Caluwé  
alex.decaluwe@bordet.be

Eline Naert  
eline.naert@ugent.be

Diether Lambrechts  
diether.lambrechts@kuleuven.be

An Hendrix  
an.hendrix@ugent.be

Olivier De Wever  
olivier.dewever@ugent.be

Koen K. Van de Vijver  
koen.vandevijver@uzgent.be

Frédéric Amant  
f.amant@nki.nl

Katrien Vandecasteele  
katrien.vandecasteele@uzgent.be

<sup>1</sup> Department of Medical Oncology (Route 535), Ghent University Hospital, C. Heymanslaan 10, 9000 Ghent, Belgium

<sup>2</sup> Cancer Research Institute Ghent (CRIG), Ghent, Belgium

<sup>3</sup> Laboratory of Experimental Cancer Research, Department of Human Structure and Repair, Ghent University, Ghent, Belgium

<sup>4</sup> Gynaecologic Oncology, Department of Oncology, KU Leuven, Louvain, Belgium

<sup>5</sup> Leuven Cancer Institute, Louvain, Belgium

<sup>6</sup> Department of Medical Oncology, University Hospital Brussels, Brussels, Belgium

<sup>7</sup> Laboratory for Medical and Molecular Oncology (LMMO), VUB, Brussels, Belgium

- <sup>8</sup> Anticancer Fund (ACF), Strombeek-Bever, Belgium
- <sup>9</sup> Biostatistics and Statistical Bioinformatics Centre (L-BioStat), KU Leuven, Louvain, Belgium
- <sup>10</sup> Department of Hemato-Oncology, Centre Hospitalier Universitaire Université Catholique de Louvain Namur (Sainte-Elisabeth), Namur, Belgium
- <sup>11</sup> Department of Gynecologic Oncology and Senology, University Hospital Antwerp, Edegem, Belgium
- <sup>12</sup> Multidisciplinary Oncologic Centre Antwerp (MOCA), University Hospital Antwerp, Edegem, Belgium
- <sup>13</sup> Center for Oncological Research (CORE), Integrated Personalized and Precision Oncology Network (IPPON), Edegem, Belgium
- <sup>14</sup> Department of Radiation Oncology, Jules Bordet Institute, Brussels, Belgium
- <sup>15</sup> Department of Radiation Oncology, General Hospital Sint-Maarten, Mechlin, Belgium
- <sup>16</sup> VIB–KU Louvain Center for Cancer Biology, Leuven, Belgium
- <sup>17</sup> Department of Pathology, Ghent University Hospital, Ghent, Belgium
- <sup>18</sup> Center for Gynecologic Oncology Amsterdam (CGOA), Netherlands Cancer Institute and Amsterdam Medical Center, Amsterdam, The Netherlands
- <sup>19</sup> Department of Gynecology and Obstetrics, University Hospitals Leuven, Louvain, Belgium
- <sup>20</sup> Department of Radiation Oncology, Ghent University Hospital, Ghent, Belgium