

## INTRACELLULAR CHLORIDE AND THE MECHANISM FOR ITS ACCUMULATION IN RAT LUMBRICAL MUSCLE

BY C. CLAIRE AICKIN\*, W. J. BETZ AND G. L. HARRIS†

*From the Department of Physiology, University of Colorado School of Medicine,  
Box C-240, Denver, CO 80220, USA*

(Received 27 April 1988)

### SUMMARY

1. Double-barrelled  $\text{Cl}^-$ -sensitive microelectrodes have been used to measure the intracellular  $\text{Cl}^-$  activity ( $a_{\text{Cl}}^i$ ) and membrane potential ( $E_m$ ) in rat lumbrical muscles. The mean  $\text{Cl}^-$  equilibrium potential ( $E_{\text{Cl}}$ ), calculated from the measured  $a_{\text{Cl}}^i$  in sixty fibres, was  $2.9 \pm 2.5$  mV (s.d. of an observation) less negative than  $E_m$ . The value of  $a_{\text{Cl}}^i$  was higher than would be expected for a passive distribution, by a mean  $1.4 \pm 1.2$  mM. The mean  $E_m$  was  $-59.5 \pm 8.2$  mV.

2. Removal of external  $\text{Cl}^-$  ( $\text{Cl}_o^-$ ) resulted in a rapid fall in  $a_{\text{Cl}}^i$  and a transient depolarization.  $a_{\text{Cl}}^i$  stabilized at an apparent level of  $1.7 \pm 1.0$  mM ( $n = 24$ ) while  $E_m$  became substantially more negative than in normal Krebs solution (mean,  $-80.1 \pm 12.4$  mV). Readdition of  $\text{Cl}_o^-$  caused a rapid rise in  $a_{\text{Cl}}^i$  and transient hyperpolarization.  $E_{\text{Cl}}$  quickly became less negative than  $E_m$  and both then fell in parallel towards the levels previously recorded in normal Krebs solution.

3. If lack of selectivity of the  $\text{Cl}^-$ -sensitive ion exchanger and the intracellular presence of interfering anions, assumed to be responsible for the apparent  $a_{\text{Cl}}^i$  recorded in  $\text{Cl}^-$ -depleted fibres, were also responsible for the apparently non-passive  $\text{Cl}^-$  distribution recorded under normal conditions, the difference between the calculated  $E_{\text{Cl}}$  and  $E_m$  would increase at more negative potentials. This was not observed over a range of  $E_m$  values between  $-46$  and  $-84$  mV.

4. Inhibition of the  $\text{Cl}^-$  permeability by application of 9-anthracene carboxylic acid (9-AC) resulted in an immediate rise in  $a_{\text{Cl}}^i$  and hyperpolarization. An  $a_{\text{Cl}}^i$  up to 40 mM higher, or eleven times higher, than that predicted by a passive distribution was recorded. Application of 9-AC after depletion of intracellular  $\text{Cl}^-$  in  $\text{Cl}^-$ -free solution had no effect on either the apparent  $a_{\text{Cl}}^i$  or  $E_m$ .

5. It is concluded that  $\text{Cl}^-$  ions are actively accumulated by the skeletal muscle fibre and that the  $\text{Cl}^-$  distribution therefore normally exerts a depolarizing influence.

6. In the presence of 9-AC and nominal absence of  $\text{CO}_2$  and  $\text{HCO}_3^-$ , readdition of  $\text{Cl}_o^-$  to  $\text{Cl}^-$ -depleted fibres resulted in a substantial rise in  $a_{\text{Cl}}^i$  and a small, maintained

\* Permanent address: The University Department of Pharmacology, South Parks Road, Oxford OX1 3QT.

† Current address: Department of Biology, B-022, University of California, San Diego, La Jolla, CA 92093, USA.

depolarization. This clear demonstration of active accumulation was used to investigate the mechanism responsible for inward transport of  $\text{Cl}^-$  ions.

7. Neither application of  $\text{CO}_2$  and  $\text{HCO}_3^-$  nor application of DIDS (4,4'-diisothiocyanostilbene-2,2'-disulphonic acid) had any effect on the accumulation of  $\text{Cl}^-$  ions. This suggests that  $\text{Cl}^-$ - $\text{HCO}_3^-$  exchange is not involved.

8. Removal of  $\text{Na}_o^+$  or  $\text{K}_o^+$  resulted in a limited rise in  $a_{\text{Cl}}^i$  such that  $E_{\text{Cl}}$  approximated to  $E_m$ . Removal of both cations had no greater effect than the absence of only one. Readdition of the cations caused an immediate accumulation of  $\text{Cl}^-$  ions and divergence of  $E_{\text{Cl}}$  from  $E_m$ . This was largely inhibited by the presence of frusemide. These results suggest that a  $\text{Na}^+$ ,  $\text{K}^+$ ,  $\text{Cl}^-$  co-transport mechanism is responsible for the inward transport of  $\text{Cl}^-$ .

#### INTRODUCTION

Chloride ions are widely believed to be passively distributed across the skeletal muscle sarcolemma. In other words, the intracellular  $\text{Cl}^-$  is believed to be governed by the extracellular  $\text{Cl}^-$  and the membrane potential ( $E_m$ ) with the  $\text{Cl}^-$  equilibrium potential ( $E_{\text{Cl}}$ ) equal to  $E_m$ . Certainly, the dominating  $\text{Cl}^-$  conductance (50–90% of the resting membrane conductance; e.g. see Hodgkin & Horowitz, 1959; Palade & Barchi, 1977*a*) would compromise the effectiveness of any mechanism actively transporting  $\text{Cl}^-$  ions. Yet indirect evidence from observation of changes in  $E_m$  has suggested that  $\text{Cl}^-$  ions may be actively transported into the sarcoplasm (Hutter & Warner, 1967; Dulhunty, 1978; Betz, Caldwell & Kinnamon, 1984). Direct measurement of the intracellular  $\text{Cl}^-$  activity ( $a_{\text{Cl}}^i$ ) under normal conditions has, however, failed to produce convincing evidence for or against a non-passive  $\text{Cl}^-$  distribution (Kernan, MacDermott & Westphal, 1974; Bolton & Vaughan-Jones, 1977; Macchia & Baumgarten, 1979; McCaig & Leader, 1984; Donaldson & Leader, 1984; Harris & Betz, 1987). But technical problems, mainly due to the lack of specificity of the  $\text{Cl}^-$ -sensitive microelectrodes, prevent sufficiently accurate or trustworthy determination of low levels of  $\text{Cl}^-$  for these measurements to be conclusive.

If  $\text{Cl}^-$  ions are actively transported into skeletal muscle, the effect of the transport should become unequivocally detectable with  $\text{Cl}^-$ -sensitive electrodes when the  $\text{Cl}^-$  permeability ( $P_{\text{Cl}}$ ) is reduced and  $a_{\text{Cl}}^i$  thus elevated. Indeed, active  $\text{Cl}^-$  accumulation has been clearly demonstrated with  $\text{Cl}^-$ -sensitive electrodes in both cardiac (Vaughan-Jones, 1979*a*) and smooth muscle (Aickin & Brading, 1982) where  $P_{\text{Cl}}$  is naturally low. Bolton & Vaughan-Jones (1977) were the first to measure the development of an undeniably non-passive  $\text{Cl}^-$  distribution in skeletal muscle following reduction of  $P_{\text{Cl}}$ . Their measurements of  $a_{\text{Cl}}^i$  in frog sartorius muscle showed a notable inequality between  $E_{\text{Cl}}$  and  $E_m$  after reduction of  $P_{\text{Cl}}$  in solutions of low pH. This finding directly confirmed the earlier conclusion of Hutter & Warner (1967), formed from the observation of a transient depolarization on return to solutions of more alkaline pH (higher  $P_{\text{Cl}}$ ). Recently, Harris & Betz (1987) have shown that reduction of  $P_{\text{Cl}}$  in rat lumbrical muscles, either by application of 9-anthracene carboxylic acid (9-AC; Palade & Barchi, 1977*b*) or by denervation (Camerino & Bryant, 1976), causes a significant intracellular accumulation of  $\text{Cl}^-$  ions. A

difference between  $E_{Cl}$ , determined by direct measurement of  $a_{Cl}^i$ , and  $E_m$  of nearly 50 mV was recorded after prolonged exposure to 9-AC, while a difference of about 10 mV was recorded ten or more days after denervation.

Clear demonstration of active  $Cl^-$  accumulation raises the question of the underlying mechanism.  $Cl^-HCO_3^-$  exchange has been shown to be largely responsible for the high  $a_{Cl}^i$  in both cardiac (Vaughan-Jones, 1979*b*, 1986) and smooth muscle (Aickin & Brading, 1984) but seems unlikely to be so in skeletal muscle (Bolton & Vaughan-Jones, 1977; Harris & Betz, 1987). In experiments relying mainly on brief, independent impalements with voltage and  $Cl^-$ -sensitive electrodes, Harris & Betz (1987) showed that the high  $a_{Cl}^i$  of denervated muscle was reversibly reduced to that predicted from a passive distribution by the removal of external  $Na^+$  or  $K^+$  or by application of frusemide. Thus  $Na^+$ ,  $K^+$ ,  $Cl^-$  co-transport seems likely to be responsible (see also Betz *et al.* 1984; Betz, Caldwell & Harris, 1986).

We have now further investigated the  $Cl^-$  distribution in rat lumbrical muscles, both under normal conditions and in the presence of 9-AC when undeniably active accumulation of  $Cl^-$  is revealed. Double-barrelled  $Cl^-$ -sensitive microelectrodes (Aickin, 1981) were used which enabled continuous recording of  $a_{Cl}^i$  and  $E_m$  while external  $Cl^-$  was removed and reapplied under a variety of conditions. The results confirm that a  $Na^+$ - and  $K^+$ -dependent, frusemide-sensitive mechanism is responsible for  $Cl^-$  accumulation in the presence of 9-AC. Observations in the absence of 9-AC are consistent with effective accumulation of  $Cl^-$  ions under normal conditions.

A preliminary report of some of these results has been published (Aickin, Betz & Harris, 1988).

#### METHODS

##### *Preparation and solutions*

These were generally the same as those described previously by Harris & Betz (1987). The second, third and fourth deep lumbrical muscles of adult Sprague-Dawley rats (150–250 g) were used. They were pinned through the tendons to the bottom of a Sylgard-lined chamber (volume, 0.5 ml) and continually superfused at about 6 ml/min with a modified Krebs solution of the following composition (mM): NaCl, 136; KCl, 5;  $CaCl_2$ , 2;  $MgCl_2$ , 1; glucose, 11; buffered with 2 mM-PIPES (piperazine-*N,N'*-bis(2-ethanesulphonic acid)) and  $H_2SO_4$  to pH 7.4 at room temperature (20–22 °C) and equilibrated with 100%  $O_2$ . Chloride-free solutions were made with equimolar replacements with sodium and potassium isethionate and  $MgSO_4$  while  $CaSO_4$  was increased to 10 mM to compensate for binding by isethionate. Sodium-free solution was made by substitution with choline and the preparation was pre-treated by exposure to  $\alpha$ -bungarotoxin (Sigma; 4  $\mu$ g/ml) for 15 min to prevent activation of acetylcholine receptors. Potassium-free solutions contained 141 mM of the relevant sodium salt. Carbon dioxide-bicarbonate-buffered solutions were equilibrated with 5%  $CO_2$ , 95%  $O_2$  and contained 24 mM- $HCO_3^-$ . 9-Anthracene carboxylic acid (9-AC; Sigma) was added from a  $2 \times 10^{-2}$  M stock solution dissolved in ethanol to give a final concentration of 100  $\mu$ M. Although control experiments to determine whether ethanol itself had any effect were not performed, the fact that application of the standard dose of 9-AC had no effect on either  $E_m$  or  $a_{Cl}^i$  in  $Cl^-$ -free conditions (see Fig. 4) suggests these would have proved negative. Tetrodotoxin (Sigma; 1  $\mu$ g/l) was present in all solutions to prevent fibrillation on removal of  $Cl^-$  or application of 9-AC. Frusemide (LyphoMed, Inc.) was added from a stock solution (10 mg/ml) to give a concentration of 10  $\mu$ M. DIDS (4,4'-diisothiocyanostilbene-2,2'-disulphonic acid; Eastman Kodac) was added directly to the required solutions immediately prior to use.

##### *Chloride-sensitive microelectrodes*

Double-barrelled microelectrodes, as previously described (Aickin, 1981), were used in an attempt to alleviate the problems of instability encountered in this preparation with independent

voltage- and  $\text{Cl}^-$ -sensitive electrodes (Harris & Betz, 1987). Micropipettes, of total resistance around  $15 \text{ M}\Omega$  when filled with  $3 \text{ M-KCl}$ , were silanized by dipping their tips in a dry 1% solution of tri-*n*-butylchlorosilane in 1-chloronaphthalene for 20 s and then baking for at least 24 h at  $180^\circ\text{C}$ . The  $\text{Cl}^-$ -sensitive ion exchanger (Corning Code 477315) was introduced into the back of one barrel and the electrode stored under reduced pressure for 40 min before the reference liquid ion exchanger (Thomas & Cohen, 1981) was added to the other barrel. The electrode was then stored under reduced pressure overnight. Any bubbles remaining in the columns of ion exchanger were removed by judicious application of heat from a fine soldering iron. The remainder of both barrels was then filled with  $147 \text{ mM-KCl}$ , taking care to ensure a single interface.

Electrodes were calibrated both before and after impalement in modified Krebs solution against a  $3 \text{ M-KCl}$ -agar electrode. A small shift (2–5 mV) was recorded between the reference liquid ion exchanger and this bath reference on removal of  $\text{Cl}_o^-$  and a similar shift was observed if a flowing  $3 \text{ M-KCl}$  reference was used. The origin of this shift was not determined and no correction was made for its occurrence. Thus  $E_m$  recorded in  $\text{Cl}^-$ -free solution may have been overestimated (and consequently the apparent  $a_{\text{Cl}}^i$  underestimated) but the changes in  $E_m$  recorded on alteration of  $\text{Cl}_o^-$  were always larger and of a different time course to the extracellularly recorded shift. Glucuronate and gluconate were used to substitute for  $\text{Cl}^-$  in the calibrating solutions since these anions cause minimal interference with the  $\text{Cl}^-$ -sensitive ion exchanger (see Bolton & Vaughan-Jones, 1977). Unfortunately, insufficient quantities of these substitutes were available during the period in which these experiments were performed for them to be used other than for calibration purposes. Isethionate does cause significant interference (the same potential was recorded in  $\text{Cl}^-$ -free, isethionate-substituted solution as in the 10%  $\text{Cl}^-$  calibration solution; see also Saunders & Brown, 1977) and so is much less convenient for electrode calibration, but it is unlikely to cross the fibre membrane and add to the intracellularly recorded signal: the ion probably does not permeate  $\text{Cl}^-$  channels (see Coombs, Eccles & Fatt, 1955) and the  $\text{p}K_a'$  is sufficiently low for permeation in the associated form to be negligible (Sharp & Thomas, 1981). The electrodes used gave a 49.5–56.5 mV response (mean  $54.6 \pm 1.7 \text{ mV}$ ,  $n = 23$ , s.d. of an observation) on changing  $\text{Cl}^-$  from 100 to 10%, and a 73–103 mV response (mean  $92.6 \pm 6.3 \text{ mV}$ ,  $n = 23$ ) on changing  $\text{Cl}^-$  from 100 to 1%. The deviation from a Nernstian response was equivalent to that predicted in the presence of a constant interference. Thus the electrode's response could be described by the following equation:

$$V_{\text{Cl}} = 58 \log \frac{(112 + I_o)}{(a_{\text{Cl}} + I_o)},$$

where  $V_{\text{Cl}}$  is the potential recorded by the electrode relative to that recorded in normal Krebs solution ( $a_{\text{Cl}}$  of 112 mM, calculated from an assumed activity coefficient of 0.764; Aickin & Brading, 1982),  $a_{\text{Cl}}$  is the prevailing  $\text{Cl}^-$  activity and  $I_o$ , the interference.  $I_o$  was considered to represent an apparent interference due to the diminished sensitivity of the ion exchanger in fine-tipped electrodes (see Aickin & Brading, 1982) and was between 0.8 and 5.3 mM  $a_{\text{Cl}}$  equivalents in the electrodes used. This equation was used to calculate the intracellular  $\text{Cl}^-$  activity from the recorded intracellular  $V_{\text{Cl}}$ . The  $\text{Cl}^-$  equilibrium potential,  $E_{\text{Cl}}$ , could then be calculated.

The  $\text{Cl}^-$ -sensitive ion exchanger is sensitive to 9-AC, DIDS and frusemide and their presence at the concentrations used adds significantly to the extracellularly recorded  $\text{Cl}^-$  signal. Intracellular permeation at these concentrations is, however, not sufficient to add to the apparent  $a_{\text{Cl}}^i$  recorded in  $\text{Cl}^-$ -depleted fibres.

All means are given  $\pm$  s.d. of an observation.

## RESULTS

### *Measurement of $a_{\text{Cl}}^i$ and the effect of removal of external $\text{Cl}^-$*

Despite the fact that the double-barrelled  $\text{Cl}^-$ -sensitive microelectrodes often caused significant damage in the rat deep lumbrical muscle fibres, as judged from the relatively low membrane potentials, stable impalements lasting for more than 2 h were not uncommon. One such impalement is illustrated in Fig. 1. The mean  $E_m$  recorded in sixty fibres was  $-59.5 \pm 8.2 \text{ mV}$  with a range of  $-46$  to  $-84 \text{ mV}$ .

Impalements in which  $E_m$  declined to values less negative than  $-46$  mV were discarded. In all of these fibres, and even in those discarded because of an excessively low  $E_m$ ,  $E_{Cl}$ , calculated as described in the Methods, was never more negative than  $E_m$ . The mean difference between  $E_{Cl}$  and  $E_m$  was  $2.9 \pm 2.5$  mV with a range of 0–12.8 mV. The mean value of  $a_{Cl}^i$  was  $1.4 \pm 1.2$  mM (with a range of 0–5.6 mM) higher than that predicted for a passive distribution.

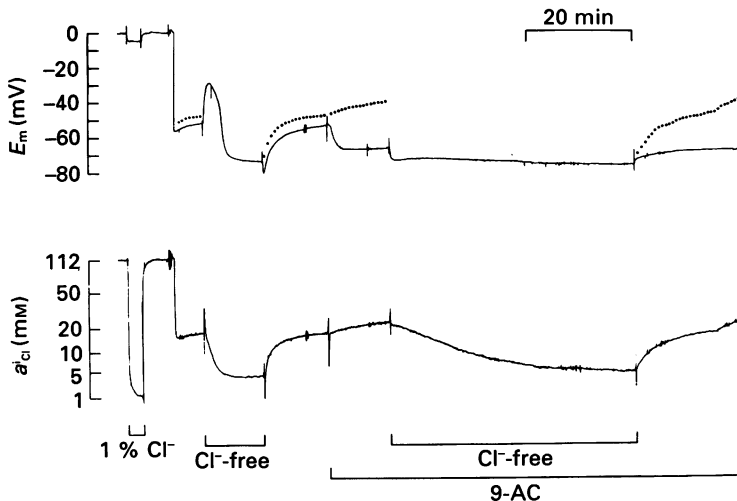


Fig. 1. Pen recordings of the simultaneous measurement of membrane potential ( $E_m$ , shown at the top) and intracellular  $Cl^-$  activity ( $a_{Cl}^i$ , shown at the bottom) in a rat deep lumbrical muscle, both before and after inhibition of the  $Cl^-$  permeability by application of 9-anthracene carboxylic acid (9-AC;  $100 \mu M$ ). Initially the double-barrelled  $Cl^-$ -sensitive microelectrode was extracellular and the response to reduction of  $Cl^-$  to 1% was determined. Following impalement of a fibre,  $E_m$  and  $a_{Cl}^i$  stabilized at  $-52.0$  mV and  $17.4$  mM respectively. The  $Cl^-$  equilibrium potential ( $E_{Cl}$ , plotted as dots on the recording of  $E_m$ ) stabilized at  $-47.0$  mV. Note that application of 9-AC caused an immediate and pronounced departure of  $E_{Cl}$  from  $E_m$ , as  $a_{Cl}^i$  rose in the face of a hyperpolarization. Its presence slowed the changes in  $a_{Cl}^i$  observed on removal and readdition of external  $Cl^-$  (isethionate substituted) and greatly modified the changes in  $E_m$ . The value of  $a_{Cl}^i$  fell to the same apparent level in  $Cl^-$ -free solution in both the presence and absence of 9-AC.

Since the  $Cl^-$ -sensitive ion exchanger is not selective for  $Cl^-$  but sees a large number of other ions (see Saunders & Brown, 1977), it is possible that the observed disparity between  $E_{Cl}$  and  $E_m$  was caused by the intracellular presence of interfering anions and not by an active accumulation of  $Cl^-$ . We therefore investigated the effect of removing external  $Cl^-$  ( $Cl_o^-$ ). As shown in Fig. 1, this resulted in a rapid decline of  $a_{Cl}^i$  to a mean apparent level of  $1.7 \pm 1.0$  mM ( $n = 24$ ), with a range of 0.6–4.1 mM. Assuming that all the  $Cl^-$  ions were washed out of the sarcoplasm, the remaining apparent  $Cl^-$  must represent interference from other intracellular anions. At first sight, this degree of intracellular interference seems a perfect explanation for the apparently non-passive distribution of  $Cl^-$ . Nevertheless, if this were the case, the difference between  $E_m$  and the calculated  $E_{Cl}$  should increase with increasing  $E_m$  (see Deisz & Lux, 1982). Figure 2 shows that the experimental data did not conform to

this prediction. Linear regression of these data revealed that there was no correlation between  $E_m$  and the amount by which  $E_{Cl}$  differed from  $E_m$  ( $r = 0.04$ ).

The rapid fall in  $a_{Cl}^i$  on removal of  $Cl_0^-$  was accompanied by a marked transient depolarization, indicative of the high  $Cl^-$  permeability ( $P_{Cl}$ ) of skeletal muscle (see Hodgkin & Horowitz, 1959). However, as previously observed in this (Betz *et al.*

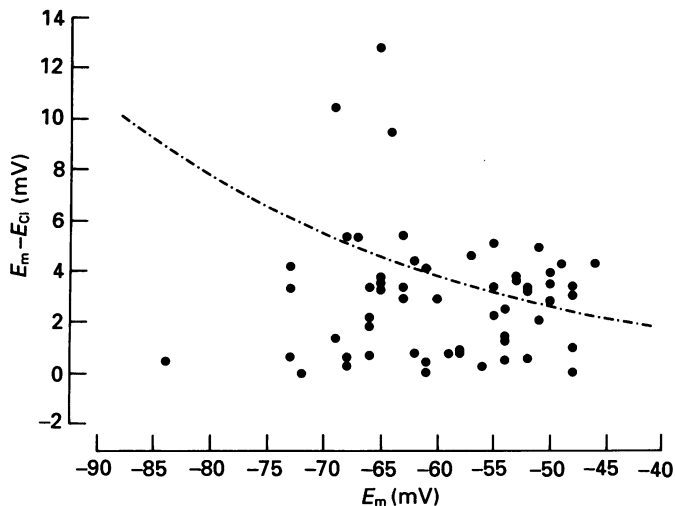


Fig. 2. The relationship of  $E_m$  to the difference between the calculated  $E_{Cl}$  and  $E_m$ . Each point represents the data from a single fibre. The dashed and dotted line shows the relationship predicted if the difference between  $E_{Cl}$  and  $E_m$  was caused by intracellular interference (taken as the mean of 1.7 mm) and  $Cl^-$  was passively distributed.

1984, 1986; Harris & Betz, 1987) and other mammalian skeletal muscles (Dulhunty, 1978),  $E_m$  then became considerably more negative than in the presence of normal  $Cl_0^-$ . A mean value of  $-80.1 \pm 12.4$  mV ( $n = 24$ ) was recorded with a range of  $-53$  to  $-109$  mV, the lower values being associated with a low  $E_m$  in normal conditions. Readdition of  $Cl_0^-$  resulted in a rapid restoration of  $a_{Cl}^i$  and a small transient hyperpolarization before  $E_m$  declined towards the value previously recorded in normal Krebs solution. Notably, the time course of the fall in  $E_m$  was very similar to that of the fall in  $E_{Cl}$  (see also Fig. 4).

#### *Estimation of $P_{Cl}$ from the fall in $a_{Cl}^i$ observed on removal of $Cl_0^-$*

The net  $Cl^-$  flux can be calculated from these recordings with the simplistic assumption that the rate of fall of  $a_{Cl}^i$  on removal of  $Cl_0^-$  represents the net transmembrane movement of  $Cl^-$  ions, that influx of  $Cl^-$  ions is negligible and that the volume to surface area ratio remains constant. This flux can then be used to calculate  $P_{Cl}$  from the constant-field theory (see Vaughan-Jones, 1979*a*; Aickin & Brading, 1983). Semilogarithmic plots of the data reveal that, after a delay of 0.5–1 min during which  $a_{Cl}^i$  fell rather slowly, the fall in  $a_{Cl}^i$  approximated to a single exponential with a mean time constant of  $1.01 \pm 0.28$  min ( $n = 8$ ). This yields a mean

$P_{Cl}$  of  $5.8 \times 10^{-6}$  cm s<sup>-1</sup>. However, it should be noted that the surface area to volume ratio will not remain constant on removal of Cl<sub>o</sub><sup>-</sup>. Assuming loss of all intracellular Cl<sup>-</sup>, these cells will shrink by 7–8%. This will cause an underestimate of  $P_{Cl}$ . Allowing for shrinkage, the data would suggest a  $P_{Cl}$  of  $6.2 \times 10^{-6}$  cm s<sup>-1</sup>, close to the value derived from measurements of input conductance in normal and Cl<sup>-</sup>-free solutions ( $7 \times 10^{-6}$  cm s<sup>-1</sup>; Harris & Betz, 1987).

*Effect of reduction of  $P_{Cl}$  on  $a_{Cl}^i$  and  $E_m$*

If Cl<sup>-</sup> ions are actively accumulated in the normal muscle fibre, reduction of  $P_{Cl}$  should cause an increase in  $a_{Cl}^i$ . As described by Harris & Betz (1987) and shown in Fig. 1, application of the  $P_{Cl}$  inhibitor, 9-AC (Palade & Barchi, 1977*b*), caused a rise in  $a_{Cl}^i$  and a marked hyperpolarization. These observations clearly confirm both the reduction in  $P_{Cl}$  by 9-AC, since hyperpolarization would otherwise cause a fall in  $a_{Cl}^i$ , and the presence of an inward Cl<sup>-</sup> transport mechanism, since inhibition of  $P_{Cl}$  would otherwise result in a constant  $a_{Cl}^i$ .

In order to test that the rise in  $a_{Cl}^i$  on application of 9-AC was not caused by an increase in intracellular interference, we investigated the effect of removal of Cl<sub>o</sub><sup>-</sup> in the presence of 9-AC. As illustrated in Fig. 1,  $a_{Cl}^i$  fell much more slowly but reached the same apparent level in Cl<sup>-</sup>-free solution as observed in the absence of 9-AC. Furthermore, application of 9-AC after stabilization in Cl<sup>-</sup>-free solution had no effect on the apparent  $a_{Cl}^i$  (see Fig. 4). It is notable that in this case, application of 9-AC had no effect on  $E_m$  either (see Fig. 4). Thus, 9-AC seems unlikely to affect  $a_{Cl}^i$  or  $E_m$  by alteration of parameters other than  $P_{Cl}$ .

It has been reported that 100 μM-9-AC virtually completely blocks  $P_{Cl}$  in the rat diaphragm (Palade & Barchi, 1977*b*). The absence of any depolarization on removal of Cl<sub>o</sub><sup>-</sup> in the presence of this concentration (see Fig. 1) suggests a substantial block in rat lumbrical muscles. However if  $P_{Cl}$  was fully blocked, both  $E_m$  and  $a_{Cl}^i$  might be expected to be unaffected by the change in transmembrane Cl<sup>-</sup> gradient, yet removal of Cl<sub>o</sub><sup>-</sup> caused a maintained hyperpolarization and a slow decline of  $a_{Cl}^i$ . The rate of fall of  $a_{Cl}^i$  would be consistent with an 80–90% inhibition of  $P_{Cl}$ , and it is notable that measurements of input conductance in this preparation have suggested a lower value in the presence of 100 μM-9-AC in Cl<sup>-</sup>-free, rather than Cl<sup>-</sup>-containing, solution (G. L. Harris & W. J. Betz; unpublished observations). A residual  $P_{Cl}$  could also explain the hyperpolarization on removal of Cl<sub>o</sub><sup>-</sup>. Nevertheless, the fall in  $a_{Cl}^i$  could also be caused by reversal of the mechanism normally responsible for accumulation of Cl<sup>-</sup> ions (see Vaughan-Jones, 1979*b*, 1986; Aickin & Brading, 1983, 1984; Altamirano & Russell, 1987).

Whatever the cause of the fall, the rise in  $a_{Cl}^i$  on readmission of Cl<sub>o</sub><sup>-</sup> in the presence of 9-AC can only be explained by active uptake of Cl<sup>-</sup> ions because  $E_{Cl}$  rapidly became less negative than  $E_m$ . Levels of  $a_{Cl}^i$  up to 40 mM higher (eleven times higher) than that predicted by a passive distribution were observed. The initial rate of rise of  $a_{Cl}^i$  was approximately half that observed in the absence of 9-AC.

Hutter & Warner (1967) were the first to suggest that Cl<sup>-</sup> ions are actively accumulated in skeletal muscle when  $P_{Cl}$  is reduced. Their evidence was based on the observation of a transient depolarization in frog muscle when external pH (pH<sub>o</sub>) was raised ( $P_{Cl}$  increased), particularly after pH<sub>o</sub> had first been lowered ( $P_{Cl}$  decreased). We attempted to reproduce their findings in the rat

lumbrical muscle using two conventional microelectrodes to monitor  $E_m$  and membrane conductance ( $G_m$ ). Exposure to Krebs solution at pH 5.4 caused a slow fall in  $G_m$  and a depolarizing drift but switching to pH 7.4 or 9.4 caused only a slow recovery of  $E_m$  and  $G_m$ . Application of solution at pH 9.4, after equilibration at normal pH<sub>o</sub>, had virtually no effect on  $E_m$  or  $G_m$  but there was a transient hyperpolarization on return to normal pH<sub>o</sub> (7.4). Clearly, alteration of pH<sub>o</sub> did not have large or rapid enough effects on  $P_{Cl}$  in mammalian muscle to cause sudden transients in  $E_m$ . These results confirm the earlier findings of Palade & Barchi (1977a) in rat diaphragm where 15–20 min were required for the effects of pH<sub>o</sub> on  $P_{Cl}$  to develop fully.

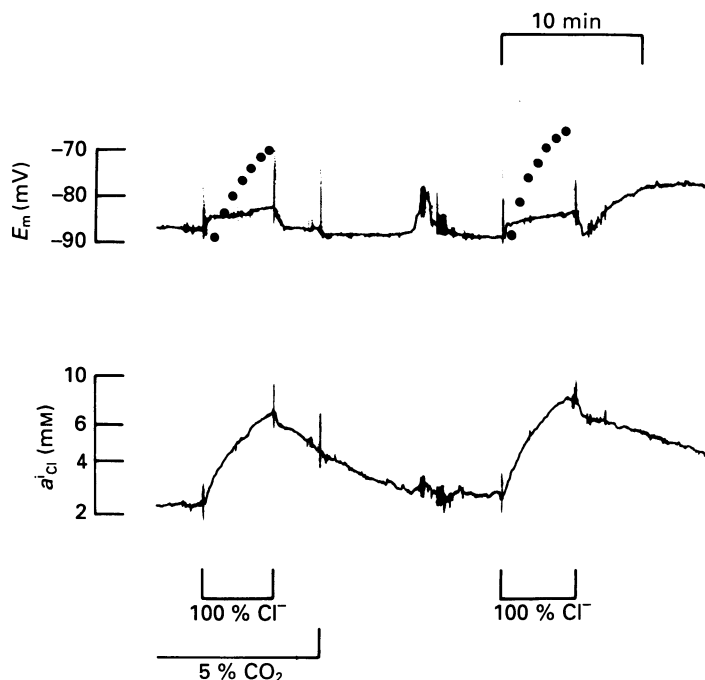


Fig. 3. Pen recordings of part of an experiment showing the lack of effect of the presence or nominal absence of CO<sub>2</sub> and HCO<sub>3</sub><sup>-</sup> on the rate of Cl<sup>-</sup> accumulation in the presence of 9-AC (100 μM). The preparation was superfused with Cl<sup>-</sup>-free, nominally CO<sub>2</sub> and HCO<sub>3</sub><sup>-</sup>-free solution except where indicated otherwise.

#### *Investigation of the mechanism responsible for active accumulation of Cl<sup>-</sup> ions*

Indirect evidence in this preparation has previously led to the suggestion of inward Na<sup>+</sup>-dependent, and possibly also K<sup>+</sup>-dependent Cl<sup>-</sup> transport (Betz *et al.* 1984). More recently Harris & Betz (1987) showed that removal of Na<sub>o</sub><sup>+</sup> or K<sub>o</sub><sup>+</sup>, or addition of frusemide, reversibly decreased  $a_{Cl}^i$  to the level predicted by a passive distribution in denervated rat lumbrical muscles. However, Cl<sup>-</sup> accumulation in both mammalian cardiac (Vaughan-Jones, 1979b, 1986) and smooth muscle (Aickin & Brading, 1984) is largely dependent upon Cl<sup>-</sup>-HCO<sub>3</sub><sup>-</sup> exchange. We therefore set out to test for the involvement of cation-dependent co-transport and of anion exchange in the active uptake of Cl<sup>-</sup> ions observed on readdition of Cl<sub>o</sub><sup>-</sup> in the presence of 9-AC.



*Effects of addition of  $\text{CO}_2$  and  $\text{HCO}_3^-$  and of application of DIDS*

If  $\text{Cl}^-$ - $\text{HCO}_3^-$  exchange was involved in the active accumulation of  $\text{Cl}^-$  ions, changing from the normal, nominally  $\text{CO}_2$ -free solutions to  $\text{CO}_2$ - $\text{HCO}_3^-$ -buffered solutions should accelerate the rise in  $a_{\text{Cl}}^i$  on readdition of  $\text{Cl}_o^-$  (see Vaughan-Jones, 1979*b*, 1986; Aickin & Brading, 1984). Figure 3 shows that the rise in  $a_{\text{Cl}}^i$  or, more importantly, the increasing divergence between  $E_{\text{Cl}}$  and  $E_m$ , on readmission of  $\text{Cl}_o^-$  was unaffected by the presence or nominal absence of  $\text{CO}_2$  and  $\text{HCO}_3^-$ . In fact in this experiment, the rate of rise of  $a_{\text{Cl}}^i$  was, if anything, faster in the nominal absence of  $\text{CO}_2$ . No acceleration of  $\text{Cl}^-$  accumulation was observed in three other experiments.

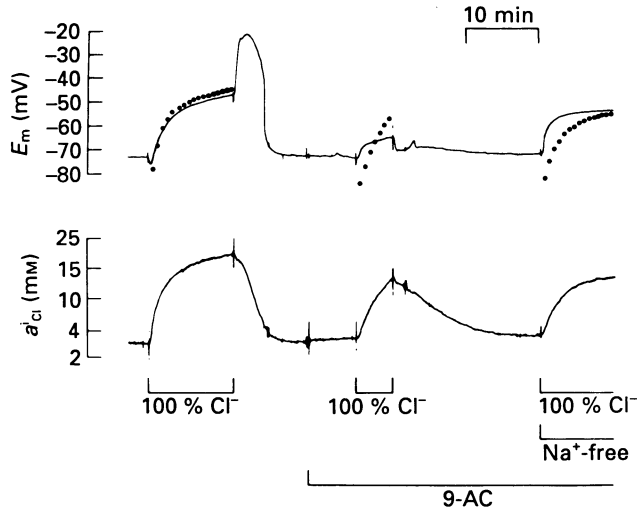


Fig. 4. Pen recordings of an experiment to show the effect of the absence of  $\text{Na}_o^+$  on the accumulation of  $\text{Cl}^-$  in the presence of 9-AC ( $100 \mu\text{M}$ ). Initially the effect of addition and removal of  $\text{Cl}_o^-$  was recorded in the absence of 9-AC. 9-AC was then applied after equilibration in  $\text{Cl}^-$ -free solution, when it had no effect on either  $E_m$  or  $a_{\text{Cl}}^i$ . Note that following simultaneous addition of  $\text{Cl}_o^-$  and removal of  $\text{Na}_o^+$ ,  $E_{\text{Cl}}$  did not become less negative than  $E_m$ .  $\text{Na}_o^+$  was substituted by choline and the preparation pre-treated with  $\alpha$ -bungarotoxin.

Further evidence for the lack of participation of  $\text{Cl}^-$ - $\text{HCO}_3^-$  exchange was provided by the failure of the anion exchange inhibitor DIDS ( $100 \mu\text{M}$ ; Knauf & Rothstein, 1971) to affect the attainment of a non-passive  $\text{Cl}^-$  distribution (not illustrated,  $n = 3$ ).

*Effect of removal of external  $\text{Na}^+$* 

Due to the problems of making a  $\text{Na}^+$ -free,  $\text{Cl}^-$ -free solution, investigation of the dependence of  $\text{Cl}^-$  accumulation on  $\text{Na}_o^+$  was carried out by simultaneous readmission of  $\text{Cl}_o^-$  and removal of  $\text{Na}_o^+$ . Despite this non-ideal experimental design, Fig. 4 clearly shows that  $a_{\text{Cl}}^i$  did not rise above the level predicted by a passive distribution in the absence of  $\text{Na}_o^+$ . In this experiment  $\text{Cl}_o^-$  was first reapplied in the absence of 9-AC. The

level of  $a_{\text{Cl}}^i$  rose rapidly as the fibre depolarized. The change in  $E_{\text{Cl}}$  closely matched that in  $E_m$ , although after the first few minutes  $E_{\text{Cl}}$  was slightly less negative than  $E_m$ . After application of  $100 \mu\text{M}$ -9-AC, readdition of  $\text{Cl}_o^-$  caused a slower rise in  $a_{\text{Cl}}^i$  (at about half the rate) and a small depolarization.  $E_{\text{Cl}}$  became considerably less negative than  $E_m$ . Simultaneous removal of  $\text{Na}_o^+$  and readdition of  $\text{Cl}_o^-$  in the presence of 9-AC caused a similar initial rate of rise in  $a_{\text{Cl}}^i$  to that observed in the presence of  $\text{Na}_o^+$  but this then declined.  $E_m$  depolarized more, but most significantly,  $E_{\text{Cl}}$

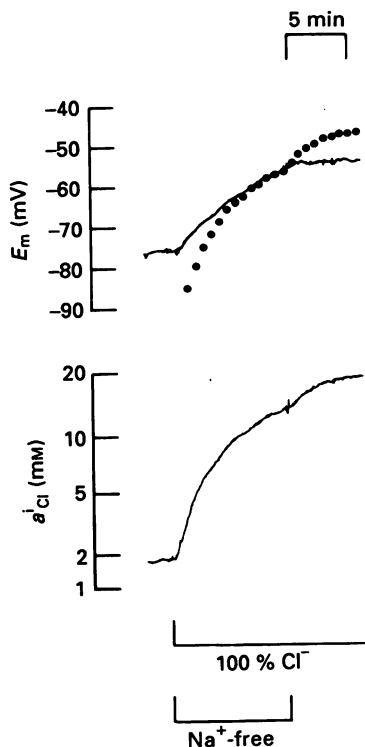


Fig. 5. Pen recordings of part of an experiment illustrating the effect of readdition of  $\text{Na}_o^+$  on the accumulation of  $\text{Cl}^-$  in the presence of 9-AC ( $100 \mu\text{M}$ ). After equilibration in  $\text{Cl}^-$ -free solution,  $\text{Cl}_o^-$  was added and  $\text{Na}_o^+$  simultaneously removed. The level of  $a_{\text{Cl}}^i$  rose such that  $E_{\text{Cl}}$  approximated to  $E_m$ . Readdition of  $\text{Na}_o^+$  caused an immediate rise in  $a_{\text{Cl}}^i$  such that  $E_{\text{Cl}}$  became less negative than  $E_m$ .  $\text{Na}_o^+$  was substituted by choline and the preparation was pre-treated with  $\alpha$ -bungarotoxin.

remained more negative than  $E_m$ . This result not only demonstrates the dependence of active  $\text{Cl}^-$  accumulation on  $\text{Na}_o^+$  but also suggests that the small apparent accumulation of  $\text{Cl}^-$  under normal conditions is real. If it was caused by the intracellular presence of interfering anions, the same disparity between  $E_{\text{Cl}}$  and  $E_m$  should be recorded in the presence of 9-AC when the accumulating mechanism was inhibited.

Another example of the dependence of  $\text{Cl}^-$  accumulation on  $\text{Na}_o^+$  is illustrated in Fig. 5. In this experiment,  $E_{\text{Cl}}$  approximated to  $E_m$  in the

absence of  $\text{Na}_o^+$ . Readdition of  $\text{Na}_o^+$  then caused an immediate rise in  $a_{\text{Cl}}^i$  and divergence of  $E_{\text{Cl}}$  from  $E_m$ .

#### Effect of removal of external $\text{K}^+$

The absence of  $\text{K}_o^+$  also severely impaired accumulation of  $\text{Cl}^-$  ions in the presence of 9-AC, as illustrated in Fig. 6. In this experiment  $\text{Cl}^-$  uptake in  $\text{K}^+$ -free solution fell short of the level predicted for a passive distribution:  $E_{\text{Cl}}$  remained considerably more negative than  $E_m$ . In three other experiments,  $E_{\text{Cl}}$  approximated to  $E_m$ . The rapidity with which this considerable inhibition was observed seems to rule out the

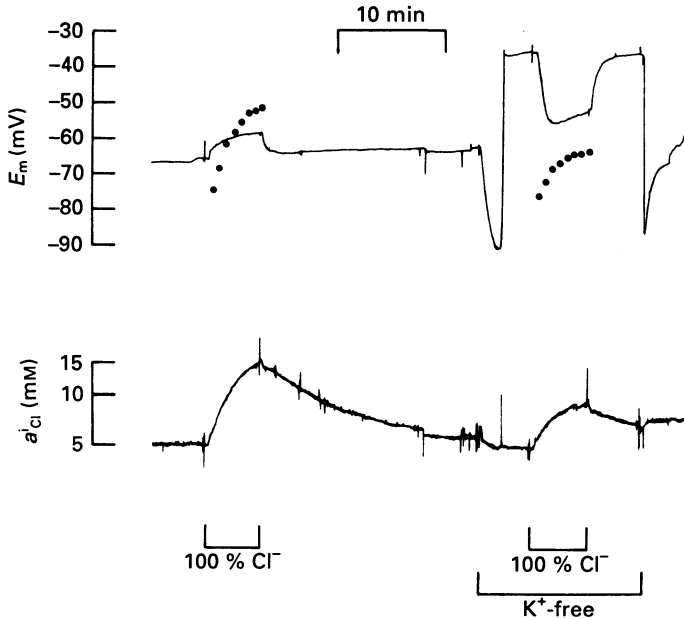


Fig. 6. Pen recordings of an experiment to show the effect of the absence of  $\text{K}_o^+$  on the accumulation of  $\text{Cl}^-$  in the presence of 9-AC ( $100 \mu\text{M}$ ). Note that in the absence of  $\text{K}_o^+$ ,  $E_{\text{Cl}}$  did not become less negative than  $E_m$ .  $\text{K}_o^+$  was substituted by  $\text{Na}^+$ . The preparation was maintained in  $\text{Cl}^-$ -free solution except where indicated otherwise.

possibility that it was mediated indirectly via the run-down of the transmembrane  $\text{Na}^+$  gradient resulting from inhibition of the  $\text{Na}^+$  pump.

In the presence of 9-AC and absence of  $\text{Cl}_o^-$ ,  $\text{K}_o^+$  removal had dramatic effects on  $E_m$ . There was an initial hyperpolarization of about 30 mV before  $E_m$  suddenly dropped to stabilize at around  $-35$  mV (cf. Betz *et al.* 1986). This behaviour is similar to that of the cardiac Purkinje fibre under normal conditions, where  $\text{K}_o^+$  removal causes an immediate drop in  $E_m$  to around  $-35$  mV (e.g. see Ellis, 1977; Gadsby & Cranefield, 1977) and is possibly caused by reduction of the  $\text{K}^+$  conductance (inward rectification). Readdition of  $\text{K}_o^+$  resulted in a large and rapid hyperpolarization in which  $E_m$  became more negative than before the removal of  $\text{K}_o^+$ .  $E_m$  then decayed back to the original level. This hyperpolarization may reflect

increased activity of the electrogenic  $\text{Na}^+$  pump during the restoration of the intracellular  $\text{Na}^+$  activity or a slow reactivation of the  $\text{K}^+$  conductance.

*Effect of removal of both external  $\text{Na}^+$  and  $\text{K}^+$*

Since removal of either  $\text{Na}_o^+$  or  $\text{K}_o^+$  prevented accumulation of  $\text{Cl}^-$  ions to a level above that predicted by a passive distribution, it seems likely that  $\text{Na}^+$ ,  $\text{K}^+$ ,  $\text{Cl}^-$  co-transport is responsible for the active accumulation  $\text{Cl}^-$ . This mechanism underlies the active uptake of  $\text{Cl}^-$  in the squid giant axon (Russell, 1983), is involved in inward

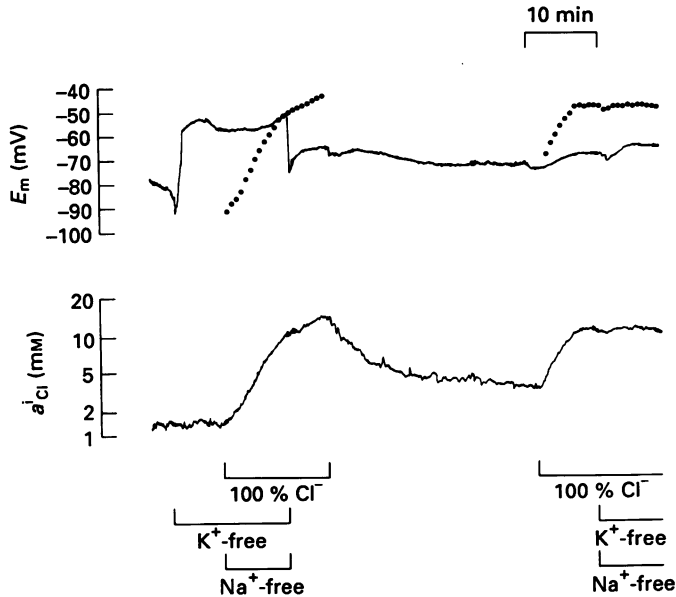


Fig. 7. Pen recordings showing the effect of the absence of both  $\text{Na}_o^+$  and  $\text{K}_o^+$  on the accumulation of  $\text{Cl}^-$  in the presence of 9-AC ( $100 \mu\text{M}$ ). The level of  $a_{\text{Cl}}^i$  rose on readdition of  $\text{Cl}_o^-$  in the absence of both cations such that  $E_{\text{Cl}}$  equalled  $E_m$ . Readmission of the cations caused an immediate departure of  $E_{\text{Cl}}$  from  $E_m$ . Note that removal of both cations after significant accumulation of  $\text{Cl}^-$  resulted in little change in the difference between  $E_{\text{Cl}}$  and  $E_m$ .  $\text{Na}_o^+$  and  $\text{K}_o^+$  were replaced by choline and the preparation was pre-treated with  $\alpha$ -bungarotoxin.

$\text{Cl}^-$  transport in smooth muscle (Owen, 1985; Aickin, 1987) and is present in a variety of other cell membranes (for review see Chipperfield, 1986). The alternative explanation is that separate  $\text{Na}^+$ -dependent and  $\text{K}^+$ -dependent mechanisms co-exist. The slow accumulation to the passive level in the absence of one of the cations possibly argues in favour of this latter explanation. Removal of both cations should distinguish between these alternatives. In the former case, removal of both would be no more effective than removal of one, whereas in the latter, removal of both would cause a greater inhibition. As shown in Fig. 7, readmission of  $\text{Cl}_o^-$  in the absence of both  $\text{Na}_o^+$  and  $\text{K}_o^+$  caused a slow fall in  $E_{\text{Cl}}$  towards  $E_m$ . After about 8 min  $E_{\text{Cl}}$  equalled  $E_m$  but did not fall below  $E_m$ . Thus the absence of both cations

seems no more effective at inhibiting  $\text{Cl}^-$  accumulation than the absence of only one.

Readdition of  $\text{Na}_o^+$  and  $\text{K}_o^+$  in the presence of  $\text{Cl}_o^-$  resulted in the rapid development of a substantial disequilibrium in the  $\text{Cl}^-$  distribution. On some occasions there was a marked hyperpolarization (see Fig. 7) but on others there was a sharp rise in  $a_{\text{Cl}}^i$  (see Fig. 9).  $E_{\text{Cl}}$  became up to 55 mV less negative than  $E_m$ . It is of interest that the simultaneous removal of  $\text{Na}_o^+$  and  $\text{K}_o^+$  in the presence of  $\text{Cl}_o^-$  had little effect on  $a_{\text{Cl}}^i$ , although it sometimes caused a significant depolarization (see Figs 7 and 9). In the experiment shown in Fig. 7, the difference between  $E_{\text{Cl}}$  and  $E_m$  only decreased by 4 mV after a 10 min absence of  $\text{Na}_o^+$  and  $\text{K}_o^+$ . This suggests that the  $\text{Na}^+$ - and  $\text{K}^+$ -dependent mechanism for  $\text{Cl}^-$  accumulation is not readily reversed.

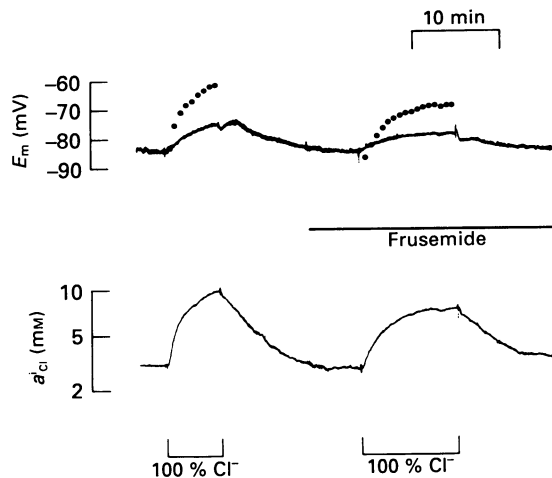


Fig. 8. Pen recordings illustrating the effect of  $10 \mu\text{M}$ -frusemide on the accumulation of  $\text{Cl}^-$  in the presence of 9-AC ( $100 \mu\text{M}$ ). Note that the presence of frusemide slowed the initial rate of rise of  $a_{\text{Cl}}^i$  on readdmission of  $\text{Cl}_o^-$  and decreased the amount by which  $a_{\text{Cl}}^i$  rose above the passive level. The preparation was superfused with  $\text{Cl}^-$ -free solution except where indicated otherwise.

### Effect of frusemide

The foregoing results clearly support the previous suggestions of the involvement of  $\text{Na}^+$ ,  $\text{K}^+$ ,  $\text{Cl}^-$  co-transport in active  $\text{Cl}^-$  accumulation (Betz *et al.* 1984; Harris & Betz, 1987). We therefore investigated the effect of frusemide, a well-established inhibitor of this transport mechanism (see Ellory, Dunham, Logue & Stewart, 1982; Chipperfield, 1986). Figure 8 shows that the presence of  $10 \mu\text{M}$ -frusemide indeed slowed  $\text{Cl}^-$  accumulation but, interestingly, had no effect on the fall in  $a_{\text{Cl}}^i$  on removal of  $\text{Cl}_o^-$ . Its presence did not add to the inhibition of  $\text{Cl}^-$  uptake observed in the absence of  $\text{Na}_o^+$  and  $\text{K}_o^+$  but greatly reduced the stimulation of  $\text{Cl}^-$  accumulation when  $\text{Na}_o^+$  and  $\text{K}_o^+$  were reapplied, as illustrated in Fig. 9. This relatively low concentration of frusemide was used both because it was found to be sufficient to reduce  $E_{\text{Cl}}$  to  $E_m$  in denervated muscle (Harris & Betz, 1987) and because of the problems caused

by the substantial sensitivity of the  $\text{Cl}^-$ -sensitive microelectrode to frusemide (up to 150 times greater than the sensitivity to  $\text{Cl}^-$ ; Chao & Armstrong, 1987). Frusemide slowly crosses the cell membrane and, when applied at higher concentrations, adds considerably to the apparent  $a_{\text{Cl}}^i$  recorded in  $\text{Cl}^-$ -free conditions (C. C. Aickin; unpublished observations). This was not observed with the low dose used here (see

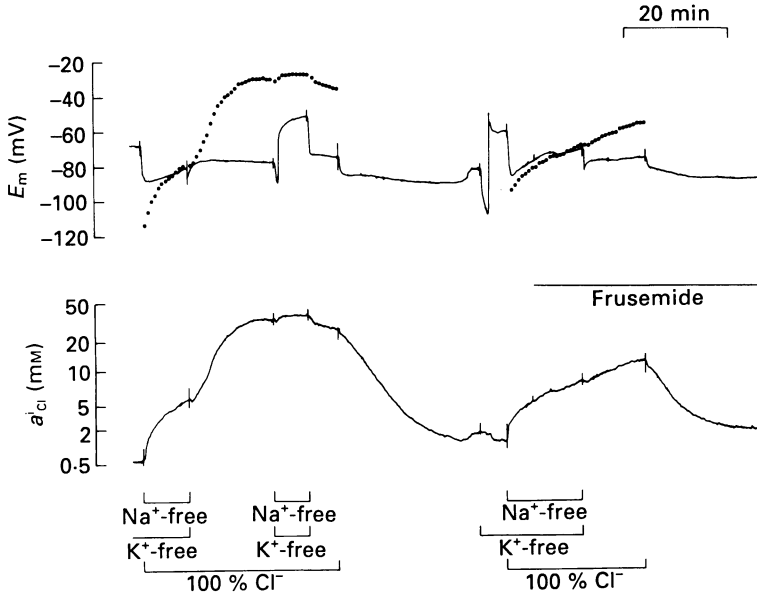


Fig. 9. Pen recordings of part of an experiment showing the effect of  $10 \mu\text{M}$ -frusemide on the accumulation of  $\text{Cl}^-$  observed after readmission of  $\text{Na}_o^+$  and  $\text{K}_o^+$ . 9-AC ( $100 \mu\text{M}$ ) was present throughout and the preparation was superfused with  $\text{Cl}^-$ -free solution except where indicated otherwise.  $\text{Na}_o^+$  and  $\text{K}_o^+$  were substituted with choline and the preparation was pre-treated with  $\alpha$ -bungarotoxin.

Fig. 8). However,  $10 \mu\text{M}$  is close to the  $K_1$  found in other preparations (see Chipperfield, 1986) and this probably accounts for the incomplete inhibition observed in these experiments. Nevertheless, the results are clearly consistent with  $\text{Na}_o^+$  removal,  $\text{K}_o^+$  removal and frusemide application all inhibiting a single mechanism.

#### DISCUSSION

*Is  $a_{\text{Cl}}^i$  higher than or equal to that predicted by a passive distribution?*

Our consistent finding of a small apparent accumulation of  $\text{Cl}^-$  ions in normal skeletal muscle is in agreement with all previous measurements in both amphibian and mammalian preparations (Kernan *et al.* 1974; Bolton & Vaughan-Jones, 1977; Macchia & Baumgarten, 1979; Donaldson & Leader, 1984; McCaig & Leader, 1984; Harris & Betz, 1987). However, as pointed out in many of the previous studies, the small discrepancy between  $E_{\text{Cl}}$  and  $E_m$  begs the question as to whether it could be an artifact caused by the errors inherent in the method. The present use of double-barrelled electrodes eliminates the lack of isopotentiality at voltage- and  $\text{Cl}^-$ -sensitive

electrode impalement sites as a possible source of error. Equally, the use of the reference liquid ion exchanger eliminates the problem of artificial elevation of the apparent  $a_{\text{Cl}^-}^i$  by the intracellular leakage of  $\text{Cl}^-$  or of an interfering anion from the voltage electrode. Nevertheless, the lack of selectivity of the  $\text{Cl}^-$ -sensitive electrode still prohibits any great assurance of the absolute  $a_{\text{Cl}^-}^i$ . Indeed, the apparent residual  $a_{\text{Cl}^-}^i$  recorded in  $\text{Cl}^-$ -free solution (mean, 1.7 mM) may suggest that intracellular interference is large enough to account for the apparent  $\text{Cl}^-$  accumulation (mean of 1.4 mM) under normal conditions and that  $\text{Cl}^-$  ions are passively distributed. However, it does seem likely that the interference level would be greater during  $\text{Cl}^-$  depletion than under normal conditions. Firstly, shrinkage, resulting from the loss of intracellular  $\text{Cl}^-$ , will concentrate any interfering anions, and secondly, the loss of intracellular  $\text{Cl}^-$  may cause some compensatory gain in other anions. If interference was responsible for the apparent accumulation, the disparity between the calculated  $E_{\text{Cl}^-}$  and  $E_m$  would be greater at more negative potentials (see Deisz & Lux, 1982). This was not observed. Further, the disparity between  $E_{\text{Cl}^-}$  and  $E_m$  recorded under normal conditions should also have been observed when the accumulating mechanism was inhibited in the presence of 9-AC. But under these conditions ( $\text{Na}^+$  and/or  $\text{K}^+$ -free solutions)  $E_{\text{Cl}^-}$  did not become less negative than  $E_m$ .

Although we cannot be certain that the small discrepancy between  $E_{\text{Cl}^-}$  and  $E_m$  is entirely real, there can be little doubt that  $\text{Cl}^-$  ions are actively accumulated by the skeletal muscle fibre. The immediate, clear departure of  $E_{\text{Cl}^-}$  from  $E_m$  as  $a_{\text{Cl}^-}^i$  rises in the face of hyperpolarization on application of 9-AC is not easily explained in any other way. Increased intracellular interference cannot be held responsible since application of 9-AC in  $\text{Cl}^-$ -free conditions had no measureable effect on the apparent  $a_{\text{Cl}^-}^i$ . Nor can there be much doubt that  $P_{\text{Cl}^-}$  exerts a depolarizing influence under normal conditions since reduction of the  $\text{Cl}^-$  conductance, either by removal of  $\text{Cl}_o^-$  or by application of 9-AC, caused a steady-state hyperpolarization. Although other explanations of the hyperpolarization are not excluded, it seems unlikely that  $\text{Cl}^-$  removal and 9-AC application would have the same effect on  $E_m$  other than by their common inhibition of the  $\text{Cl}^-$  conductance. Significantly, application of 9-AC had no observable effect on  $E_m$  in the absence of  $\text{Cl}^-$  ions. Dulhunty (1978) also concluded that an alternative explanation of the steady-state change in  $E_m$  on alteration of  $\text{Cl}_o^-$  was unlikely. She showed that for modulation of the  $P_{\text{Na}^+}/P_{\text{K}^+}$  ratio to underlie the change, a complex relationship between  $P_{\text{Na}^+}/P_{\text{K}^+}$  and both  $\text{K}_o^+$  and  $\text{Cl}_o^-$  would be required. Interestingly, inhibition of the mechanism responsible for  $\text{Cl}^-$  accumulation by application of frusemide in normal muscle also causes a marked hyperpolarization (Betz *et al.* 1984; Harris & Betz, 1987). Although frusemide has been reported to inhibit  $P_{\text{Cl}^-}$  (e.g. Bretag, Dawe, Kerr & Moskwa, 1980) which would contribute to the hyperpolarization, this was at a much higher concentration than used in the present study (2.5 mM cf. 10  $\mu\text{M}$ ). Finally, it is notable that the reaccumulation of  $a_{\text{Cl}^-}^i$  by  $\text{Cl}^-$ -depleted fibres was not greatly slowed when  $P_{\text{Cl}^-}$  was blocked by the presence of 9-AC. This suggests that under normal conditions, active accumulation of  $\text{Cl}^-$  ions is largely responsible for the concomitant depolarization rather than the depolarization causing the rise in  $a_{\text{Cl}^-}^i$ . Examination of the records reveals that  $E_{\text{Cl}^-}$  became less negative than  $E_m$  shortly after readdition of  $\text{Cl}_o^-$  and thereafter appeared to lead the fall in  $E_m$ .

This evidence therefore indicates that  $\text{Cl}^-$  ions are not in equilibrium across the skeletal muscle sarcolemma but actively accumulated to a level slightly higher than that expected for a passive distribution. How much higher remains unclear due to the lack of selectivity of the  $\text{Cl}^-$ -sensitive electrode. It is, however, notable that the apparent accumulation of a mean  $1.4 \text{ mM } a_{\text{Cl}}^i$  is not unreasonable from theoretical considerations. From the constant-field equation, the mean  $E_m$  recorded in  $\text{Cl}^-$ -free solution yields a  $P_{\text{Na}}/P_{\text{K}}$  ratio of 0.015, assuming that  $E_m$  is then governed by  $P_{\text{Na}}$  and  $P_{\text{K}}$  only and that  $a_{\text{Na}}^i$  and  $a_{\text{K}}^i$  are 7.0 and 110 mM respectively (see Shabunova & Vyskočil, 1982; Ward & Wareham, 1983, 1986; Leader, Bray, MacKnight, Mason, McCaig & Mills, 1984; MacDermott & Mulryan, 1986). This value is in agreement with those calculated previously in mammalian skeletal muscle (see Dulhunty, 1978; Shabunova & Vyskočil, 1982). If these parameters are unaltered in normal Krebs solution, the mean  $E_m$  of  $-59.5 \text{ mV}$  and  $a_{\text{Cl}}^i$  of  $13.2 \text{ mM}$  ( $1.4 \text{ mM}$  higher than that predicted by a passive distribution at  $-59.5 \text{ mV}$ ) yields a  $P_{\text{Cl}}/P_{\text{K}}$  ratio of 4.569. This, too, is in good agreement with previously reported values (e.g. Lipicky & Bryant, 1966; Palade & Barchi, 1977*a*). Damage caused by the double-barrelled electrode in this study, as judged from the low membrane potentials, may have resulted in a higher  $a_{\text{Na}}^i$  and lower  $a_{\text{K}}^i$  than the values assumed and in addition  $\text{Cl}^-$ -free conditions may have altered these parameters, but differences of 10 or even 20 mM would not greatly affect the ratios calculated. Finally it is worth pointing out that the damage caused by these electrodes was likely to have decreased transmembrane ionic gradients, not only of  $\text{Na}^+$  on which it would appear that the  $\text{Cl}^-$  gradient depends, but also of  $\text{Cl}^-$  itself. Thus the present results would, if anything, underestimate the normal  $\text{Cl}^-$  disequilibrium.

#### *The mechanism for $\text{Cl}^-$ accumulation*

The present, continuous recording of the rapid accumulation of  $\text{Cl}^-$  ions in the presence of 9-AC to a level unquestionably higher than that predicted for a passive distribution, not only adds convincingly to the evidence for inward transport of  $\text{Cl}^-$  ions in skeletal muscle (e.g. Hutter & Warner, 1967; Bolton & Vaughan-Jones, 1977; Dulhunty, 1978), but also provides an ideal approach for the investigation of the transport mechanism. Inhibition of the accumulation by the absence of  $\text{Na}_o^+$  and/or  $\text{K}_o^+$ , together with the marked acceleration of the accumulation on readdition of these cations, strongly indicates their involvement in the inward transport of  $\text{Cl}^-$ . This confirms the earlier suggestions from indirect evidence (Betz *et al.* 1984) and from steady-state measurements of  $a_{\text{Cl}}^i$  (Harris & Betz, 1987) and is in line with observation of a  $\text{Cl}^-$ -dependent, frusemide-sensitive fraction of  $\text{Na}^+$  influx (Kernan, 1986). It seems likely that the requirement for  $\text{Na}_o^+$  and  $\text{K}_o^+$  is on the same process because removal of both ions from the superfusing solution gave no greater inhibition than the removal of only one. This is to some extent supported by the inhibitory effect of frusemide, an inhibitor of  $\text{Na}^+$ ,  $\text{K}^+$ ,  $\text{Cl}^-$  co-transport rather than of  $\text{Na}^+$ ,  $\text{Cl}^-$  or  $\text{K}^+$ ,  $\text{Cl}^-$  co-transport (Ellory *et al.* 1982). Tightly coupled co-transport of  $\text{Na}^+$ ,  $\text{K}^+$  and  $\text{Cl}^-$  has been shown to be responsible for the higher than passive internal  $\text{Cl}^-$  of the squid giant axon (Russell, 1983) and the same mechanism has also been implicated in the establishment of a high  $a_{\text{Cl}}^i$  in mammalian smooth muscle (Owen, 1985; Aickin, 1987; Brading, 1987) and avian cardiac cells (Liu, Jacob, Piwnica-



Worms & Lieberman, 1987). It is interesting that the mechanism in rat lumbrical muscles does not appear to reverse readily.  $a_{\text{Cl}}^i$  did not decline significantly towards the passive level when  $\text{Na}_o^+$  and  $\text{K}_o^+$  were removed (Figs 7 and 9) and the fall in  $a_{\text{Cl}}^i$  on removal of  $\text{Cl}_o^-$  was not affected by the presence of frusemide (Fig. 8). It seems likely, therefore, that 100  $\mu\text{M}$ -9-AC caused an 80–90% block of  $P_{\text{Cl}}$  rather than a complete inhibition and that some passive movements of  $\text{Cl}^-$  remained. This would explain the slow rise in  $a_{\text{Cl}}^i$  towards the passive level observed when  $\text{Cl}_o^-$  was reapplied in the absence of  $\text{Na}_o^+$  and/or  $\text{K}_o^+$ .

Perhaps surprisingly from its major contribution to the active accumulation of  $\text{Cl}^-$  ions in both cardiac (Vaughan-Jones, 1979*b*) and smooth muscle (Aickin & Brading, 1984),  $\text{Cl}^-$ - $\text{HCO}_3^-$  exchange appeared to play no part in the inward transport of  $\text{Cl}^-$  in the rat lumbrical muscle. Neither the presence or nominal absence of  $\text{CO}_2$  and  $\text{HCO}_3^-$ , nor the presence of DIDS, had any effect on the rate of  $\text{Cl}^-$  accumulation. It is notable that Bolton & Vaughan-Jones (1977) reached the same conclusion for frog sartorius. Nevertheless,  $\text{Cl}^-$ - $\text{HCO}_3^-$  exchange does exist in the skeletal muscle sarcolemma. It is involved in the regulation of intracellular pH in mouse soleus (Aickin & Thomas, 1977) and, when intracellular  $\text{Cl}^-$  is elevated, in frog semitendinosus (Abercrombie, Putnam & Roos, 1983). As such, it has been interpreted to remove  $\text{Cl}^-$  ions from the sarcoplasm during the effective extrusion of acid equivalents. Significantly, in neither preparation does turnover of the exchanger depend simply upon the  $\text{Cl}^-$  and  $\text{HCO}_3^-$  gradients, as it does in both cardiac and smooth muscle (Vaughan-Jones, 1979*b*, 1986; Aickin & Brading, 1984). The mechanism in mouse soleus has a high  $Q_{10}$ , consistent with an active process dependent upon metabolic energy, while that in the frog semitendinosus is dependent on  $\text{Na}_o^+$ .

#### Conclusion

These results clearly show that  $\text{Cl}^-$  ions are actively transported into rat lumbrical muscle fibres. The underlying mechanism is  $\text{Na}_o^+$ - and  $\text{K}_o^+$ -dependent and sensitive to a relatively low concentration of frusemide. It is therefore likely to be  $\text{Na}^+$ ,  $\text{K}^+$ ,  $\text{Cl}^-$  co-transport. The high  $P_{\text{Cl}}$  prevents establishment of a large  $\text{Cl}^-$  disequilibrium under normal conditions and  $E_{\text{Cl}}$  is held close to  $E_m$ . Nevertheless, the combination of a high  $P_{\text{Cl}}$  and inward transport of  $\text{Cl}^-$  ions exerts a substantial depolarizing influence. This is witnessed by the marked steady-state hyperpolarization observed in  $\text{Cl}^-$ -free solution, on application of frusemide (Betz *et al.* 1984; Harris & Betz, 1987) and on application of 9-AC.

It is a pleasure to thank Mr Steven Fadul for excellent technical assistance. This work was supported by research grants to W.J.B. from the National Institute of Health (NS10207-15) and the Muscular Dystrophy Association (MDA). MDA also supported G.L.H. with a Fellowship and provided travel funds for C.C.A. C.C.A. is a Medical Research Council senior research fellow.

#### REFERENCES

- ABERCROMBIE, R. F., PUTNAM, R. W. & ROOS, A. (1983). The intracellular pH of frog skeletal muscle: its regulation in isotonic solutions. *Journal of Physiology* **345**, 175–187.
- AICKIN, C. C. (1981). A double-barrelled micro-electrode suitable for measurement of intracellular chloride activity ( $a_{\text{Cl}}^i$ ) in guinea-pig vas deferens. *Journal of Physiology* **320**, 4–5*P*.

- AICKIN, C. C. (1987). Na, K, Cl co-transport is involved in Cl accumulation in the smooth muscle of isolated guinea-pig vas deferens. *Journal of Physiology* **394**, 87P.
- AICKIN, C. C., BETZ, W. J. & HARRIS, G. L. (1988). Inhibition of resting Cl conductance ( $G_{Cl}$ ) reveals active accumulation of Cl by Na, K, Cl cotransport in isolated rat skeletal muscle. *Pflügers Archiv* **411**, suppl. 1, R188.
- AICKIN, C. C. & BRADING, A. F. (1982). Measurement of intracellular chloride in guinea-pig vas deferens by ion analysis,  $^{36}$ chloride efflux and micro-electrodes. *Journal of Physiology* **326**, 139–154.
- AICKIN, C. C. & BRADING, A. F. (1983). Towards an estimate of chloride permeability in the smooth muscle of guinea-pig vas deferens. *Journal of Physiology* **336**, 179–197.
- AICKIN, C. C. & BRADING, A. F. (1984). The role of chloride–bicarbonate exchange in the regulation of intracellular chloride in guinea-pig vas deferens. *Journal of Physiology* **349**, 587–606.
- AICKIN, C. C. & THOMAS, R. C. (1977). An investigation of the ionic mechanism of intracellular pH regulation in mouse soleus muscle fibres. *Journal of Physiology* **273**, 295–316.
- ALTAMIRANO, A. A. & RUSSELL, J. M. (1987). 'Reverse' unidirectional fluxes in squid giant axons. *Journal of General Physiology* **89**, 669–686.
- BETZ, W. J., CALDWELL, J. H. & HARRIS, G. L. (1986). Effect of denervation on a steady electric current generated at the end-plate region of rat skeletal muscle. *Journal of Physiology* **373**, 97–114.
- BETZ, W. J., CALDWELL, J. H. & KINNAMON, S. C. (1984). Physiological basis of a steady electric current in rat skeletal muscle. *Journal of General Physiology* **83**, 175–192.
- BOLTON, T. B. & VAUGHAN-JONES, R. D. (1977). Continuous direct measurement of intracellular chloride and pH in frog skeletal muscle. *Journal of Physiology* **270**, 801–833.
- BRADING, A. F. (1987). The effect of Na ions and loop diuretics on transmembrane  $^{36}$ Cl fluxes in isolated guinea-pig smooth muscles. *Journal of Physiology* **394**, 86P.
- BRETAG, A. H., DAWE, S. R., KERR, D. I. B. & MOSKWA, A. G., (1980). Myotonia as a side effect of diuretic action. *British Journal of Pharmacology* **71**, 467–471.
- CAMERINO, D. & BRYANT, S. H. (1976). Effects of denervation and colchicine treatment on the chloride conductance of rat skeletal muscle fibres. *Journal of Neurobiology* **7**, 221–228.
- CHAO, A. C. & ARMSTRONG, W. MCD. (1987). Cl<sup>-</sup>-selective microelectrodes: sensitivity to anionic Cl<sup>-</sup> transport inhibitors. *American Journal of Physiology* **253**, C343–347.
- CHIPPERFIELD, A. R. (1986). The (Na<sup>+</sup>–K<sup>+</sup>–Cl<sup>-</sup>) co-transport system. *Clinical Sciences* **71**, 465–476.
- COOMBS, J. S., ECCLES, J. C. & FATT, P. (1955). The specific ion conductances and the ionic movements across the motoneuronal membrane that produce the inhibitory post-synaptic potential. *Journal of Physiology* **130**, 326–373.
- DEISZ, R. A. & LUX, H. D. (1982). The role of intracellular chloride in hyperpolarizing post-synaptic inhibition of crayfish stretch receptor neurones. *Journal of Physiology* **326**, 123–138.
- DONALDSON, P. J. & LEADER, J. P. (1984). Intracellular ionic activities in the EDL of the mouse. *Pflügers Archiv* **400**, 166–170.
- DULHUNTY, A. F. (1978). The dependence of membrane potential on extracellular chloride concentration in mammalian skeletal muscle. *Journal of Physiology* **276**, 67–82.
- ELLIS, D. (1977). The effects of external cations and ouabain on the intracellular sodium activity of sheep heart Purkinje fibres. *Journal of Physiology* **273**, 211–240.
- ELLORY, J. C., DUNHAM, P. B., LOGUE, P. J. & STEWART, G. W. (1982). Anion-dependent cation transport in erythrocytes. *Philosophical Transactions of the Royal Society B* **299**, 483–495.
- GADSBY, D. C. & CRANFIELD, P. F. (1977). Two levels of resting potential in cardiac Purkinje fibres. *Journal of General Physiology* **70**, 725–746.
- HARRIS, G. L. & BETZ, W. J. (1987). Evidence for active chloride accumulation in normal and denervated rat lumbrical muscle. *Journal of General Physiology* **90**, 127–144.
- HODGKIN, A. L. & HOROWICZ, P. (1959). The influence of potassium and chloride ions on the membrane potential of single muscle fibres. *Journal of Physiology* **148**, 127–160.
- HUTTER, O. F. & WARNER, A. E. (1967). The pH sensitivity of the chloride conductance of frog skeletal muscle. *Journal of Physiology* **189**, 403–425.
- KERNAN, R. P. (1986). Chloride-dependent sodium influx into rat skeletal muscle fibres measured with ion-selective micro-electrodes. *Journal of Physiology*, **371**, 146P.
- KERNAN, R. P., MACDERMOTT, M. & WESTPHAL, W. (1974). Measurement of chloride activity within frog sartorius muscle fibres by means of chloride-sensitive micro-electrodes. *Journal of Physiology* **241**, 60–61P.

- KNAUF, P. A. & ROTHSTEIN, A. (1971). Chemical modification of membranes. 1. Effect of sulphhydryl and amino reactive reagents on anion and cation permeability in the human red blood cell. *Journal of General Physiology* **58**, 190–210.
- LEADER, J. P., BRAY, J. J., MACKNIGHT, A. D. C., MASON, D. R., MCCAIG, D. R. & MILLS, R. G. (1984). Cellular ions in intact and denervated muscles of the rat. *Journal of Membrane Biology* **81**, 19–27.
- LIPICKY, R. J. & BRYANT, S. H. (1966). Sodium, potassium and chloride fluxes in intercostal muscles from normal goats and goats with hereditary motonia. *Journal of General Physiology* **50**, 89–111.
- LIU, S., JACOB, R., PIWNICA-WORMS, D. & LIEBERMAN, M. (1987). (Na + K + 2Cl) cotransport in cultured embryonic chick heart cells. *American Journal of Physiology* **253**, C721–730.
- MCCAIG, D. & LEADER, J. P. (1984). Intracellular chloride activity in the extensor digitorum longus (EDL) of the rat. *Journal of Membrane Biology* **81**, 9–17.
- MACCHIA, D. D. & BAUMGARTEN, C. M. (1979). Is chloride passively distributed in skeletal muscle in vivo? *Pflügers Archiv* **382**, 193–195.
- MACDERMOTT, M. & MULRYAN, G. (1986). Intracellular sodium and potassium activities in normal and denervated rat skeletal muscles. *Journal of Physiology* **371**, 148P.
- OWEN, N. E. (1985). Regulation of Na/K/Cl cotransport in vascular smooth muscle cells. *Biochemical and Biophysical Research Communications* **125**, 500–508.
- PALADE, P. T. & BARCHI, R. L. (1977a). Characteristics of the chloride conductance in muscle fibres of the rat diaphragm. *Journal of General Physiology* **69**, 325–342.
- PALADE, P. T. & BARACHI, R. L. (1977b). On the inhibition of muscle membrane chloride conductance by aromatic carboxylic acids. *Journal of General Physiology* **69**, 879–896.
- RUSSELL, J. M. (1983). Cation coupled chloride influx in squid axon: role of potassium and stoichiometry of the transport process. *Journal of General Physiology* **81**, 909–925.
- SAUNDERS, J. H. & BROWN, H. M. (1977). Liquid and solid-state Cl<sup>-</sup> sensitive microelectrodes. Characteristics and application to permeability sequences in *Balanus* photoreceptor. *Journal of General Physiology* **70**, 507–530.
- SHABUNOVA, I. & VYSKOČIL, F. (1982). Postdenervation changes of intracellular potassium and sodium measured by ion selective microelectrodes in rat soleus and extensor digitorum longus muscle fibres. *Pflügers Archiv* **394**, 161–164.
- SHARP, A. P. & THOMAS, R. C. (1981). The effects of chloride substitutes on intracellular pH in crab muscle. *Journal of Physiology* **312**, 71–80.
- THOMAS, R. C. & COHEN, C. J. (1981). A liquid ion-exchanger alternative to KCl for filling intracellular reference microelectrodes. *Pflügers Archiv* **390**, 96–98.
- VAUGHAN-JONES, R. D. (1979a). Non-passive chloride distribution in mammalian heart muscle: micro-electrode measurement of the intracellular chloride activity. *Journal of Physiology* **295**, 83–109.
- VAUGHAN-JONES, R. D. (1979b). Regulation of chloride in quiescent sheep heart Purkinje fibres studied using intracellular chloride and pH-sensitive micro-electrodes. *Journal of Physiology* **295**, 111–137.
- VAUGHAN-JONES, R. D. (1986). An investigation of chloride–bicarbonate exchange in the sheep cardiac Purkinje fibre. *Journal of Physiology* **379**, 377–406.
- WARD, K. M. & WAREHAM, A. C. (1983). Changes in intrafibre Na<sup>+</sup> and K<sup>+</sup>-activity of mouse skeletal muscle during development. *Journal of Physiology* **342**, 65–66P.
- WARD, K. M. & WAREHAM, A. C. (1986). Effects of denervation on Na<sup>+</sup> and K<sup>+</sup> activities of skeletal muscle of neonate rats. *Journal of Physiology* **371**, 269P.