

*INDEPENDENCE OF RESPONSE FORCE AND  
REINFORCEMENT RATE ON CONCURRENT  
VARIABLE-INTERVAL SCHEDULE  
PERFORMANCE*

IAN HUNTER AND MICHAEL DAVISON

UNIVERSITY OF AUCKLAND, NEW ZEALAND

Five pigeons were trained over 43 experimental conditions on a variety of concurrent variable-interval schedules on which the forces required on the response keys were varied. The results were well described by the generalized matching law with log reinforcement ratios and log force ratios exerting independent (noninteractive) effects on preference. A further analysis using the Akaike criterion, an information-theoretic measure of the efficiency of a model, showed that overall reinforcement rate and overall force requirement did not affect preference. Unlike reinforcement rate changes, force requirement increases did not change the response rate on the alternate key, and an extension of Herrnstein's absolute response rate function for force variation on a single variable-interval schedule is suggested.

*Key words:* concurrent schedules, reinforcement rate, response force, choice, contrast, pecking, pigeons

The effects on behavior of variations in the rates of reinforcement provided by two concurrently available variable-interval (VI) schedules have been extensively researched and have been summarized by Catania (1966) and by de Villiers (1977). The distributions of both responses emitted ( $P$ ) and times allocated ( $T$ ) are well described by the generalized matching law (Baum, 1974), which states:

$$\frac{P_1}{P_2} = c \left( \frac{R_1}{R_2} \right) a, \quad (1)$$

and,

$$\frac{T_1}{T_2} = c \left( \frac{R_1}{R_2} \right) b. \quad (2)$$

$R$  denotes the numbers of obtained reinforcers, and the subscripts refer to the two responses. The parameter  $c$  is bias (Baum, 1974) and measures the constant proportional preference for one or other response that may be

produced by the equipment or brought to the experiment by the subject. The parameters  $a$  and  $b$  are sensitivity to reinforcement and relate changes in response or time ratios to changes in reinforcement ratios.

Equation 2, and by implication, Equation 1, was generalized by Baum and Rachlin (1969) for the case in which choice-affecting independent variables other than reinforcement ratio were varied. Although in their generalization they assumed unit reinforcement sensitivity ( $b = 1$ ), later research (Schneider, 1973; Todorov, 1973) has shown that values of less than 1 are often necessary. The generalization to other independent variables is:

$$\frac{P_1}{P_2} = c \left( \frac{R_1}{R_2} \right) a \cdot \left( \frac{M_1}{M_2} \right) b \cdot \left( \frac{I_1}{I_2} \right) c \dots, \quad (3)$$

where  $M$  measures reinforcement magnitude and  $I$  measures reinforcement immediacy.

Whereas most research on matching in concurrent schedules has focused on the way parameters of reinforcement affect choice (e.g., reinforcement magnitude, immediacy, quality, and type of schedule; see de Villiers, 1977), there has been some interest recently in the ways that response parameters affect choice. Beautrais and Davison (1977) and Cohen (1975) investigated the way in which varying the first-order requirements in concurrent second-order schedules changed preference. Davi-

This experiment was part of a doctoral dissertation by Ian Hunter. The authors thank the NZ University Grants Committee for equipment grants, the masters and doctoral students who helped run the experiment, and John Milkins and John Tull who looked after the birds. Reprints may be obtained from Michael Davison, Department of Psychology, University of Auckland, Private Bag, New Zealand, or from Ian Hunter at the address below. Ian Hunter is now at the Biomedical Engineering Unit, McIntyre Medical Sciences Building, McGill University, Montreal H3G 1Y6, Canada.

son and Ferguson (1978) and McSweeney (1975) examined performance in concurrent schedules when lever press, rather than key peck, responses were required of the pigeon subjects. The present experiment continued this approach by investigating performance in concurrent VI VI schedules under various combinations of reinforcement rates and required key forces.

Chung (1965) reported two experiments on the effects of force and reinforcement rate on concurrent VI VI schedules. In the first experiment he varied the force requirements on the two keys on conc VI 60-sec VI 60-sec schedules and showed that variation in the force requirements changed response allocation but did not produce contrast. (Contrast was defined as a response-rate increase on one key when the force on the alternate key was increased.) No assessment of matching was carried out. In the second experiment, he used conc VI 60-sec VI 180-sec schedules and, keeping the force requirements on the two keys equal, varied the absolute required force. His results showed that response allocation changed as the absolute force required was increased even though the obtained reinforcement ratios on the two keys remained constant in most conditions. Such a result implies an interaction between required force and reinforcement rate on choice and is therefore incompatible with Equation 3, which specifies independent effects of these variables. Thus, although Equation 3 may accurately describe the concatenation of reinforcement-related variables, it may not describe the combination of reinforcement- and response-related variables.

The present experiment was designed to investigate the similarities and differences in the effects of force and reinforcement rate on conc VI VI schedule performance. Sufficient conditions were arranged so that the relative and absolute effects of both variables could be assessed.

## METHOD

### *Subjects*

Five experimentally naive homing pigeons, numbered 42 to 46, were maintained at 80%  $\pm$  15 g of their free-feeding body weights. They had free access in their home cages to water and grit and, after each daily experimental

session, were fed mixed grain to maintain their set weights.

### *Apparatus*

Experimental events were controlled by a mixture of solid-state and electromechanical equipment situated remotely from the sound-attenuated experimental chamber. The chamber was 37 cm high, 34 cm deep, and 30 cm wide. On one wall were two specially constructed keys, 2 cm in diameter, 13 cm apart, and 26 cm from the grid floor. Each key could be illuminated achromatically, and effective pecks to the keys produced a click from a relay in the chamber. A grain hopper containing wheat was situated midway between the two keys and 11 cm from the floor. During reinforcement, this hopper was raised and illuminated for 3.2 sec and the keylights were extinguished. No other lights were used in the chamber, and pecks to darkened keys were ineffective. Sessions terminated in blackout when a fixed number of reinforcements (Table 1) had been obtained or when 45 min had elapsed.

The construction of the response keys is shown in Figure 1. The moving parts of the key were clear acrylic plastic, and the upper part was fixed to a brass flap protruding from a brass bearing and shaft. The shaft was mounted on a machined aluminum casting that was bolted to the front panel. The tray could accommodate up to five 20 g sheet-lead weights. The displacement of the keys was set to 1.4 mm at the displacement point, and the microswitch was set to operate at the midpoint, .7 mm. The keys were statically calibrated using a spring balance, and the required force was constant throughout the 1.4 mm displacement. Measured at the center of the key, 13 g was required to displace the key when no weights were placed in the tray, and there was less than 5% variation between the forces required at the top and bottom of the keys.

### *Procedure*

After magazine training and shaping, the birds were trained for five sessions on a VI 15-sec schedule on the left key (Key 1) and then for six sessions on conc VI 30-sec VI 15-sec on Keys 1 and 2 respectively with a changeover delay (COD: Herrnstein, 1961) of .75 sec. The schedules were then changed to conc VI 60-sec

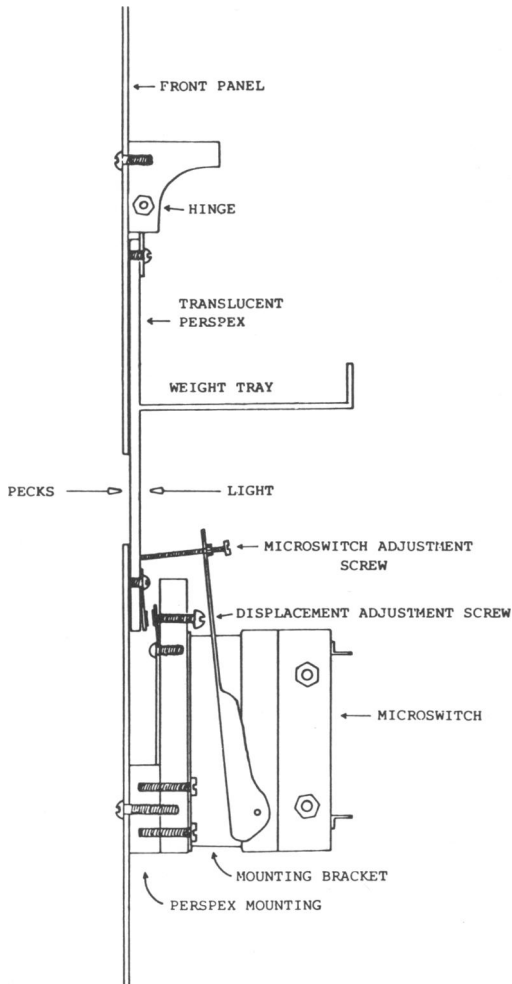


Fig. 1. Schematic diagram of the construction of the response keys. The addition of 20 g sheets of lead to the tray varied the force required to operate the keys.

VI 64-sec for six sessions during which the COD was increased to 2 sec, its final value. The birds were then trained on the first condition of the experiment with 13 g requirements (the same as the training values) on each key. The value of the schedule on Key 2, which should have been VI 60-sec, resulted from an error on the part of the experimenters.

The VI schedules on the two keys were programmed so that if a reinforcer was arranged by one schedule, both VI tapes stopped until that reinforcer was delivered (nonindependent concurrent schedules; Stubbs & Pliskoff, 1969). Each schedule was formed from a randomized sequence of 12 intervals taken from an arith-

metic progression of the form  $a$ ,  $a + b$ ,  $a + 2b$ , etc., with  $a = b/2$ . Experimental conditions, shown in Table 1, were changed for all birds when each bird had met a defined stability criterion five, not necessarily consecutive, times. The criterion required that the median relative response rate taken over five sessions did not differ by more than .05 from the median of the five previous sessions. Once a bird had met this criterion the fifth time, there was normally very little subsequent variation in relative response rates.

The 43 experimental conditions, shown in order in Table 1, were chosen to enable an analysis of the effects of four independent variables: the total force required ( $\Sigma F$ ); the total reinforcement rate ( $\Sigma R$ ); the ratio of the forces on the two keys ( $F_1/F_2$ ); and the ratio of reinforcement rates on the two keys ( $R_1/R_2$ ). There are, therefore, sets of conditions in which three of these were held constant while the fourth was varied. Some experimental conditions were replicated to check on the stability of the performances.

In all conditions, the number of responses emitted on the two keys, the time allocation measured from the first peck on a key to the first peck on another key, the reinforcements obtained on the two keys, and the changeovers between the two keys, were recorded.

## RESULTS

The complete experimental results are shown in the Appendix. In some conditions (e.g., Conditions 11 and 13) when force requirements were high, one bird ceased responding. This result suggests that we did cover an effective, and perhaps the maximum feasible, range of response forces although the range of force ratios (13/49 to 49/13) was not as great as the range of reinforcement ratios (15/480 to 480/15). Varying both the reinforcement rates and the required forces changed both preference (response and time ratios) and absolute levels of responding considerably.

The stability of the performances can be assessed from the replicated conditions (24, 30, and 32; 29 and 31; and 38 and 43). Measuring preference as relative response allocation (responses on Key 1 divided by total responses), there were no significant trends on a nonpara-

Table 1

Sequence of conditions, variable-interval (VI) schedule mean values in seconds associated with each key, forces required to displace each key in grams (g), total number of sessions per condition, for all five pigeons.

| Condition | VI Schedules |       | Forces |       | Reinforcements<br>per Session | Sessions per<br>Condition |
|-----------|--------------|-------|--------|-------|-------------------------------|---------------------------|
|           | Key 1        | Key 2 | Key 1  | Key 2 |                               |                           |
| 1         | 60           | 64    | 13     | 13    | 50                            | 43                        |
| 2         | 60           | 60    | 40     | 13    | 50                            | 43                        |
| 3         | 60           | 60    | 13     | 22    | 45                            | 46                        |
| 4         | 60           | 60    | 22     | 40    | 45                            | 33                        |
| 5         | 60           | 60    | 49     | 13    | 45                            | 35                        |
| 6         | 60           | 60    | 40     | 40    | 45                            | 25                        |
| 7         | 30           | 30    | 40     | 40    | 50                            | 26                        |
| 8         | 60           | 60    | 13     | 49    | 45                            | 28                        |
| 9         | 30           | 30    | 13     | 13    | 45                            | 21                        |
| 10        | 60           | 15    | 49     | 13    | 45                            | 23                        |
| 11        | 60           | 15    | 49     | 49    | 45                            | 17                        |
| 12        | 60           | 15    | 13     | 49    | 45                            | 34                        |
| 13        | 15           | 15    | 49     | 49    | 45                            | 27                        |
| 14        | 15           | 15    | 13     | 31    | 45                            | 21                        |
| 15        | 15           | 15    | 49     | 31    | 45                            | 35                        |
| 16        | 480          | 15    | 49     | 31    | 45                            | 19                        |
| 17        | 480          | 15    | 13     | 13    | 45                            | 17                        |
| 18        | 480          | 15    | 13     | 31    | 45                            | 20                        |
| 19        | 480          | 15    | 13     | 49    | 45                            | 42                        |
| 20        | 480          | 15    | 49     | 13    | 45                            | 14                        |
| 21        | 60           | 480   | 13     | 49    | 35                            | 20                        |
| 22        | 60           | 480   | 49     | 49    | 35                            | 19                        |
| 23        | 15           | 480   | 49     | 49    | 35                            | 21                        |
| 24        | 15           | 480   | 13     | 49    | 35                            | 16                        |
| 25        | 15           | 480   | 13     | 13    | 35                            | 16                        |
| 26        | 60           | 480   | 13     | 31    | 35                            | 36                        |
| 27        | 60           | 480   | 13     | 13    | 35                            | 21                        |
| 28        | 60           | 480   | 49     | 13    | 35                            | 28                        |
| 29        | 15           | 480   | 49     | 13    | 35                            | 34                        |
| 30        | 15           | 480   | 13     | 49    | 35                            | 15                        |
| 31        | 15           | 480   | 49     | 13    | 35                            | 31                        |
| 32        | 15           | 480   | 13     | 49    | 35                            | 19                        |
| 33        | 120          | 480   | 13     | 49    | 25                            | 26                        |
| 34        | 120          | 480   | 49     | 13    | 25                            | 34                        |
| 35        | 120          | 30    | 49     | 13    | 25                            | 23                        |
| 36        | 120          | 120   | 49     | 13    | 25                            | 19                        |
| 37        | 120          | 120   | 13     | 49    | 25                            | 24                        |
| 38        | 120          | 120   | 13     | 13    | 25                            | 26                        |
| 39        | 120          | 120   | 49     | 49    | 25                            | 42                        |
| 40        | 120          | 120   | 40     | 40    | 25                            | 41                        |
| 41        | 120          | 120   | 31     | 31    | 25                            | 28                        |
| 42        | 120          | 120   | 22     | 22    | 25                            | 23                        |
| 43        | 120          | 120   | 13     | 13    | 25                            | 30                        |

metric test (Ferguson, 1965) over any of the replications. Across Conditions 24, 30, and 32, the mean of the differences (signed positive for an increase over conditions) was .01; over Conditions 29 and 31, the mean was also .01; and over Conditions 38 and 43, the mean was .04. The values of the differences are, of course, directly related to the level of preference because of the structure of the preference mea-

sure. When preference is extreme (e.g., in Conditions 24, 30, and 32), the variation is likely to be smaller than when preference is indifferent (e.g., Conditions 38 and 43). Replication of relative time-allocation measures was as good as replication of relative response-allocation measures.

The conditions that were arranged more than once can also be used to assess the stabil-

ity of absolute response rates. Across Conditions 24, 30, and 32, the mean signed difference was 4.2 responses per minute on Key 1 and .6 responses per minute on Key 2. For Conditions 29 and 31, these measures were -.3 and .5 responses per minute, and for Conditions 38 and 43, they were 11.1 and 2 responses per minute. Almost all the variability in the last of these comparisons was due to a decrease in response rate of 144 to 73 (Key 1) and from 63 to 34 (Key 2) responses per minute for Bird 45. This rate decrease may have been due to an unnoticed beak injury in Condition 43.

A first question to ask of these data is whether force ratios and reinforcement ratios had independent effects on choice. A preliminary answer may be obtained by asking whether, at constant and equal reinforcement rates for the two responses, varying equal absolute force levels changed preference (Conditions 38 to 43). These data are shown in Figure 2, where the response and time proportions ( $P_1/\Sigma P$  and  $T_1/\Sigma T$ ) are shown as a function of the required force levels on the two keys. There was no consistent trend in preference with increasing forces (Kendall trend test, Ferguson 1965;  $k = 5$  conditions,  $N = 5$  subjects, replications averaged,  $p > .05$ ). A related question is whether, at equal force requirements, varying absolute reinforcement rates on the two keys changed preference. Two sets of conditions were available for this comparison: (1) with 13 g on each key, Conditions 1, 9, 38 and its replication, 43; and (2) with 40 g on each key, Conditions 6, 7, and 40. (Because of a scheduling error, Condition 1 did deviate slightly from equal reinforcement frequencies.) Figure

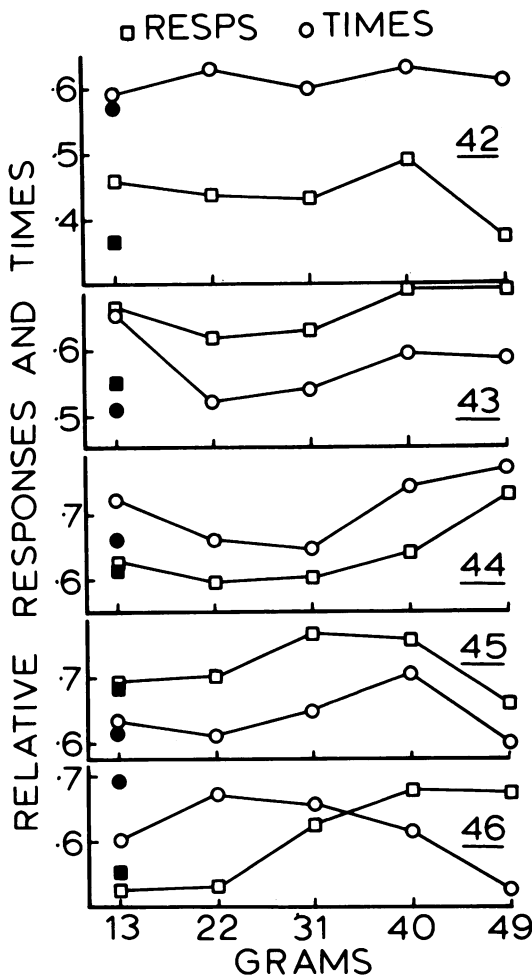


Fig. 2. The proportion of responses emitted and the proportion of time spent responding for each bird as the force requirement on the two keys was increased from 13 g to 49 g. The schedules were both VI 120-sec. The data from the replication of Condition 38, done as Condition 43, are shown as filled data points.

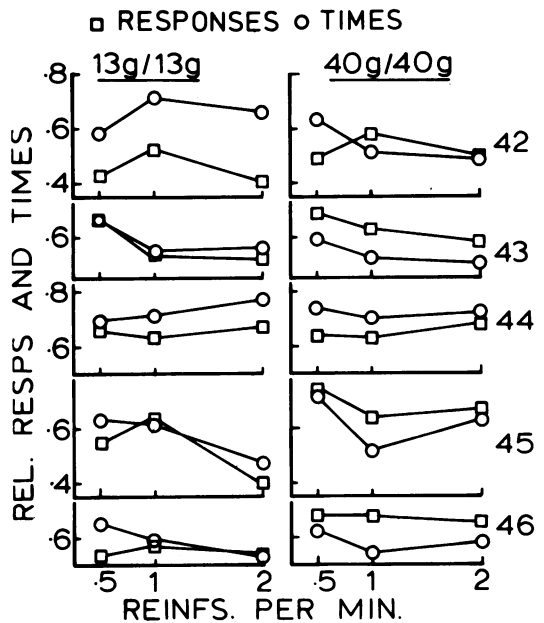


Fig. 3. The proportion of responses emitted and the proportion of time spent responding when there were equal force requirements on the two keys, and the arranged reinforcement rates on both keys were increased. The left panel shows the data when the requirement was 13 g on both keys and consists of Conditions 38 and 43 (averaged; see Figure 2), Condition 9, and Condition 1. The right panel shows data when the requirement was 40 g and consists of Conditions 40, 6, and 7.

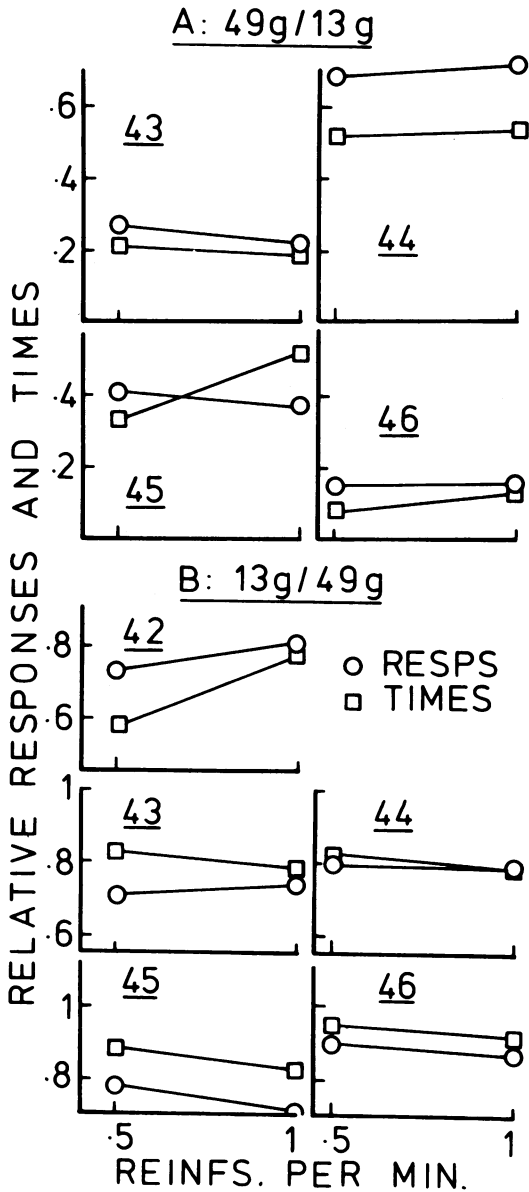


Fig. 4. The proportion of responses emitted and the proportion of time spent responding when the force requirements on the two keys were unequal, and the equal VI schedules were changed from VI 120-sec to VI 60-sec. The top panel shows force requirements of 49 and 13 g, and the lower panel shows requirements of 13 and 49 g. Bird 42 did not respond in Condition 5.

3 shows relative preference measures for both these sets of conditions with the averaged data for replicated points shown (see values of .5 reinforcements/min in Figure 2). Again, Kendall trend tests (3 conditions, 5 subjects, replications averaged) showed no significant trends at

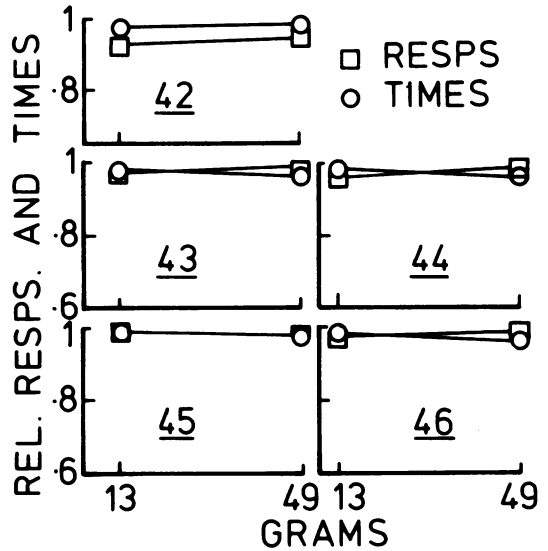


Fig. 5. The proportion of responses emitted and the proportion of time spent responding when the schedules on the two keys were VI 15-sec and VI 480-sec, and the value of the equal force requirements was increased from 13 g to 49 g.

$p = .05$  in either measure in both sets of conditions. The scheduling error in Condition 1 (13 g force, 1 reinforcement per minute) produced no noticeable effect on these measures.

Trends of the sort investigated in Figures 2 and 3 would, admittedly, be unlikely. More likely would be an interaction between unequal forces (or reinforcement rates) and levels of equal absolute reinforcement rates (or forces). In Conditions 5 and 36 the forces on the two keys were 49 g and 13 g, and the schedules were either both VI 60-sec or both VI 120-sec. In Conditions 8 and 37, the forces were 13 g and 49 g, and the schedules were again either both VI 60-sec or VI 120-sec. The preference ratios for these conditions are shown in Figure 4. The question asked here is whether differential forces might, for example, have more effect on choice in the presence of lower reinforcement rates than in the presence of higher reinforcement rates. Again, an assessment of the changes shown in Figure 4 using sign tests on the nine transitions (Bird 42 provided no data in Condition 5) showed no significant change in either measure of preference.

Equally, we can ask whether unequal reinforcement rates have more effect on choice in the presence of low as compared with high force requirements. The performance in Con-

ditions 23 and 25 (conc VI 15-sec VI 480-sec with forces of 49 g and 13 g required on each key respectively) is shown in Figure 5. Again using sign tests, there was no significant change in either choice measure.

### DISCUSSION

The above analyses provided no evidence that force requirement and reinforcement rate interacted in their effects on relative response or time allocation. The analyses were carried out using sign tests which have, under the rather limited range of force variations possible for these subjects, only equivocal power to reject the null hypothesis. Hence, the tests may give us little confidence in asserting that there were indeed no interactions. We therefore carried out two further analyses, the first to demonstrate that Equation 3 adequately described the present data, and the second to show that other possible models, some of which assert interactions, did not provide a better description.

Equation 3 (Baum & Rachlin, 1969), for the present data, would be written:

$$\frac{P_1}{P_2} = c \left( \frac{R_1}{R_2} \right)^a \cdot \left( \frac{F_1}{F_2} \right)^d \quad (4)$$

for the present experiment, with an equivalent form for time-allocation ratios. The power  $d$  will, of course, be negative as increasing forces decrease preference (Chung, 1965). The adequacy of Equation 4 in logarithmic form

$$\log \left( \frac{P_1}{P_2} \right) = a \log \left( \frac{R_1}{R_2} \right) + d \log \left( \frac{F_1}{F_2} \right) + \log c \quad (5)$$

was assessed for both response and time measures using multiple linear regression. All data shown in the Appendix were used except when response, time, or reinforcement ratios were infinite. Although obtained reinforcement ratios were used in this analysis, the force requirement measures were as arranged. The results of these analyses are shown in Table 2.

For the response-allocation data, Table 2 shows that there was no significant difference (sign test) between the sensitivity to reinforcement-rate variation (mean  $a$  in Equation 5, .88) and the sensitivity to force-ratio variation (mean  $d = .71$ ). All reinforcement-ratio sensitivities were less than 1 (significant on a sign test at  $p < .05$ ), but one force sensitivity (Bird

46) was greater than 1. Time allocation showed a different pattern of results: sensitivity to reinforcement ratio (mean .98) was not significantly different from 1 on a sign test, but sensitivity to force ratio (mean .41) was in every case less than 1 (significant on a sign test at  $p < .05$ ). With reinforcement-rate variation, it is common to find that time-allocation sensitivity is greater than response-allocation sensitivity (Baum, 1979; Lobb & Davison, 1975), and this difference is significant in these data on a sign test ( $p < .05$ ). However, time-allocation sensitivities were significantly smaller on a sign test than response-allocation sensitivities when the force ratio was varied.

The proportions of data variance accounted for, and, more importantly, the standard deviations of the parameter estimates, shown in Table 2, were excellent. For each fit, a variance ratio ( $F$ ) value was calculated as a test of the linearity of the regressions. The values ranged from 126 to 882, all of which were highly significant. As a description of the present data, Equation 5 is thus strongly supported for both response and time-allocation measures. For two birds, obtained log-response ratios were plotted in Figure 6 as a function of the predictions of Equation 5 using the appropriate parameter values (Table 2). The birds selected were 42 (one of the largest proportions of data variance accounted for) and 43 (the smallest variance accounted for). Perfectly predicted data would fall on the major diagonal. There were neither any systematic deviations of the data from the line of perfect prediction, nor any change in the amount of variation around that line, from one extreme preference to the other. The only clear difference between the performances of the two birds was the greater variance around the line of perfect prediction for Bird 43.

A final series of tests was done to determine whether Equation 5 was the best descriptor of the present data. Despite the analyses shown in Table 2, a model which includes either or both absolute force and absolute reinforcement rate might fit the data better. We decided to investigate other possible models of performance in this experiment using a criterion that penalizes excessive free parameters. This criterion was given by Akaike (1969, 1974) and was refined by Rissanen (1978, 1979). It is an information-theoretic approach based on the assumption that "the most economical way to describe observations—of any kind whatsoever

Table 2

The results of a multiple linear regression analysis of the data shown in Table 2 according to Equation 5. Standard deviations of obtained parameters are shown in parentheses. MSE is the mean square error, VAC is the proportion of variance accounted for, and N is the number of data used.

| Bird                          | <i>a</i> | (SD)  | <i>d</i> | (SD)  | <i>log c</i> | (SD)  | MSE | VAC | N  |
|-------------------------------|----------|-------|----------|-------|--------------|-------|-----|-----|----|
| <i>A. Response allocation</i> |          |       |          |       |              |       |     |     |    |
| 42                            | .78      | (.03) | -.51     | (.07) | -.04         | (.03) | .03 | .96 | 39 |
| 43                            | .85      | (.06) | -.82     | (.13) | .13          | (.05) | .10 | .87 | 42 |
| 44                            | .85      | (.03) | -.39     | (.06) | .16          | (.03) | .02 | .96 | 41 |
| 45                            | .96      | (.03) | -.61     | (.08) | .10          | (.04) | .04 | .96 | 43 |
| 46                            | .94      | (.05) | -1.24    | (.11) | .01          | (.05) | .08 | .93 | 43 |
| <i>B. Time allocation</i>     |          |       |          |       |              |       |     |     |    |
| 42                            | 1.03     | (.04) | -.33     | (.09) | .13          | (.04) | .04 | .96 | 39 |
| 43                            | .89      | (.05) | -.56     | (.12) | .08          | (.05) | .09 | .88 | 42 |
| 44                            | .92      | (.04) | -.16     | (.08) | .24          | (.03) | .04 | .94 | 41 |
| 45                            | 1.03     | (.02) | -.26     | (.06) | .13          | (.03) | .02 | .98 | 43 |
| 46                            | 1.01     | (.04) | -.75     | (.10) | .07          | (.04) | .06 | .94 | 43 |

—is possible if, and only if, the true machinery generating the observed values is used” (Rissanen, 1979). The criterion is basically a minimization of the relation between the amount of information in a model and the amount of information in the data. Clearly, more free parameters will increase the model information content. The value of *Q* to be minimized is given by:

$$Q = (N - k) \ln \left[ \frac{\sum_{i=1}^N (y_i - y_p)^2}{N + 2} \right] + (k + 1) \ln(N + 2).$$

*N* is the number of data points, *k* is the number of free parameters, *y<sub>i</sub>* is the *i*<sup>th</sup> data point and *y<sub>p</sub>* is the predicted value of that data point using the model in question. The value of *Q* was calculated for both time and response measures for the following models, all of which were fitted by linear or multiple linear regression:

1.  $\log\left(\frac{P_1}{P_2}\right) = a \log\left(\frac{R_1}{R_2}\right) + \log c$
2.  $\log\left(\frac{P_1}{P_2}\right) = d \log\left(\frac{F_1}{F_2}\right) + \log c$
3.  $\log\left(\frac{P_1}{P_2}\right) = a \log\left(\frac{R_1}{R_2}\right) + d \log\frac{F_1}{F_2} + \log c$
4. Model (3), + *e* log (Σ*F*)
5. Model (3), + *f* log (Σ*R*)
6. Model (3), + *e* log (Σ*F*) + *f* log (Σ*R*).

Time data were also fitted to these models.

With the exception of the time data from Bird 44, the minimum value of the Akaike criterion was always given by Model 3. For the time data from Bird 44, Model 6 was best. We can conclude from this analysis first, that an adequate model of the data reported here requires both force and reinforcement ratios. Second, because adding total force, or total reinforcement rate, or both, did not aid the description of the data, Model 3 is the most effective model of the six investigated. This model, unlike Models 4 to 6, specifies independent effects of force and reinforcement ratios on choice. We must note, though, that it is possible to construct many other models of choice performance and test them against the models investigated here. The present data remain available for such tests.

The finding of independent effects of reinforcement and force ratios on response and time allocation is contrary to Chung’s (1965) report of interactive effects. Two points may be made that may help clarify this difference. First, only two of Chung’s four birds (see his Figure 9) individually showed the reported interaction. Secondly, Chung arranged independent concurrent VI VI schedules on the two keys, and his Figure 9 shows some progressive changes in obtained relative reinforcement frequency with increasing force. The present experiment used nonindependent concurrent VI VI schedules that kept the obtained relative reinforcement frequency for the two responses constant. We therefore cannot rule out the possibility that the interaction reported by



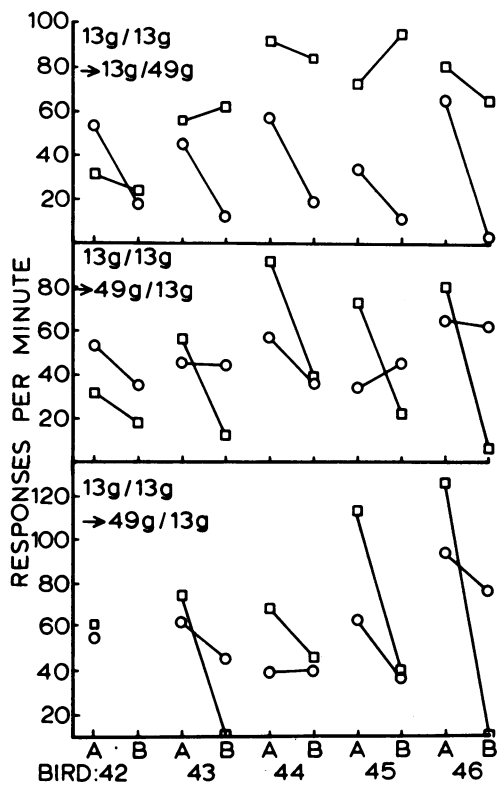
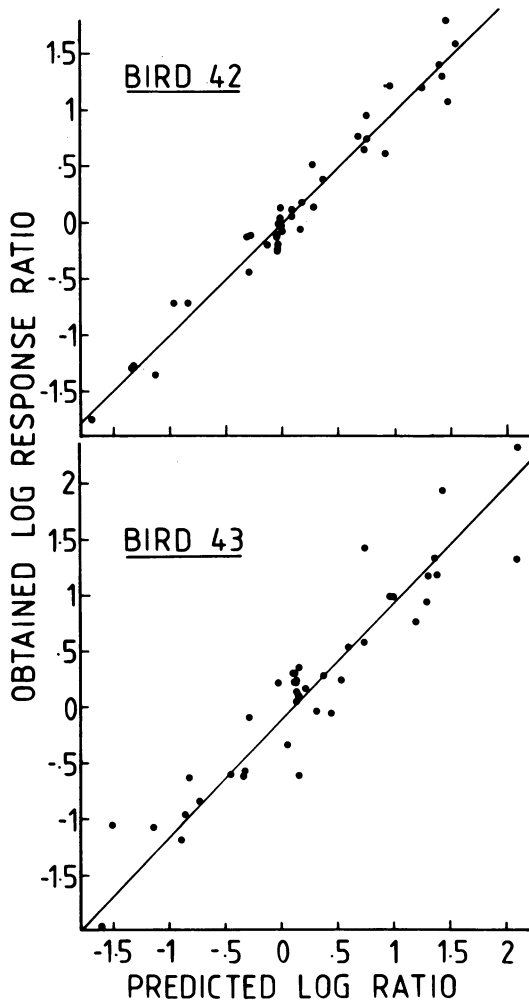


Fig. 7. Response rates on Key 1 (squares) and Key 2 (circles) when the schedules were equal between conditions in which the force requirement on one key was increased from 13 g to 49 g. The force on Key 2 was varied in the top and bottom graphs, and on Key 1 in the center graph. Bird 42 did not respond in Condition 5.

Fig. 6. Obtained log response ratios as a function of the log response ratios predicted from Equation 5 with parameter values as shown in Table 2 for two birds. Equation 5 accounted for .96 of the data variance for Bird 42 and .88 of the data variance for Bird 43. The straight line shows the locus of perfect prediction.

Chung arose from relative reinforcement frequency changes rather than from the effects of required force per se.

Chung (1965) also reported that no contrast effects were produced with force-requirement manipulations, and here the present data were consistent with his findings. Figure 7 shows absolute response rates (number of responses divided by total session time) in Conditions 33 and 47, 43 and 36, and 1 and 5, where absolute reinforcement rates were kept constant and equal between the keys, but the force requirement was changed from equal to unequal. The intraschedule definition of contrast (McSwee-

ney & Norman, 1979) requires that the rate of responding on the constant-force key increase with the increase in force on the other key. Figure 7 shows that, though the force increase consistently affected the response rate on the key on which it was applied, it had no consistent effects on the response rate on the other key. Force requirements, then, affect only the output on the key on which they are applied and, unlike reinforcement rate, have no relative effects. These results imply that the force analogue to Herrnstein's (1970) equation for absolute response rate,

$$P_1 = \frac{kF_1}{\sum F}$$

is incorrect. The data do imply an equation in which response rate is a function only of the force required on that key. One of the simplest formulations would be:

$$P_1 = k' \left( \frac{F_m - F_1}{F_m} \right) \cdot \left( \frac{R_1}{\Sigma R} \right), \quad (6)$$

where  $F_m$  is the force requirement at which an individual bird would cease responding. Equation 6 can be generalized to predict concurrent schedule performance:

$$\frac{P_1}{P_2} = c \left( \frac{R_1}{R_2} \right)^a \cdot \left( \frac{F_m - F_1}{F_m - F_2} \right). \quad (7)$$

This equation was tested by obtaining the best value for  $F_m$  using the already-obtained values of  $a$  and  $c$  (Table 2) substituted into Equation 7. The obtained values of  $F_m$  for the five birds were respectively 83, 66, 98, 76, and 57 g, and the fits were marginally better than those to Equation 5. Equation 7 is therefore as tenable as Equations 4 and 5 and, because it has the same number of free parameters as Equation 5, it provides a somewhat smaller value of the Akaike criterion,  $Q$ . Its benefit is that  $F_m$  has a rather more straightforward interpretation than the multiplier  $d$  in Equation 5.

Equation 6 itself can be approximately assessed with the present data in conditions in which the reinforcement schedules are the same on both keys. We used Conditions 1 to 6 and Condition 8 (both schedules set at or close to VI 60-sec) and Conditions 36 to 43 (both schedules VI 120-sec). Assuming all reinforcement rates (including  $R_o$ , Herrnstein, 1970) were constant, absolute response rates on both keys were fitted to Equation 6 in logarithmic form using the values of  $F_m$  obtained from Equation 7 to give values of  $k'$ . The obtained values were: 221, 297, 67, 194, and 366 responses per minute. These values are the predicted asymptotic response rates under a zero force requirement and must be distinguished from Herrnstein's  $k$ , which is the asymptotic response rate at a particular force requirement.

Equation 6 faces an apparent difficulty in fully accounting for the data presented here. Bird 42 ceased responding at required forces less than the value of  $F_m$  (83 g) estimated using Equation 7. Equation 6 describes the effects of two independent variables on response rate, but only the force variable is truly independent. The second variable, obtained relative reinforcement, cannot be set and maintained under force variation in VI schedules because of the feedback function that exists between response rate and obtained reinforcement rate

(Nevin & Baum, 1980). Responding therefore ceases when force requirements are increased to a level below  $F_m$  because of the fall in obtained reinforcement rate. Responding at or close to  $F_m$  might be obtained only under synthetic schedules in which obtained reinforcement rate is independent of response rate over a wider range of response rates than occurs in VI schedules. It should be noted in passing that this independence is more closely approximated by VI schedules that arrange high reinforcement rates.

The objection may be raised to this research, as to that reported by Chung (1965), that only those responses that exceeded the force requirement were recorded. Maybe, then, the decrement in response rate under increasing force requirements is matched by an increase in unrecorded, subcriterion force, responses. But, as Chung pointed out, if subcriterion force responses are recorded, they also show a decrement with increasing force requirements. Furthermore, in the choice situation, a contrast effect between criterion and subcriterion response rates would, if all responses were measured, decrease or eliminate the effects of required force on behavior. This sounds counter intuitive and is inconsistent with the finding that force variation does not produce contrast. But an even more general point needs to be made. If subcriterion responses are to be counted as part of an operant class (itself a contradiction), what is to be the minimum criterion for recording a subcriterion response? Is it touching the response key, or maybe looking in the direction of the response key? Such considerations show the reduction to absurdity that this argument produces. One may wonder why subcriterion responses are not measured in concurrent schedule research with equal and standard force requirements when the reinforcement rates on the two keys are varied. Clearly, the only reasonable measure that can be taken is defined by the criterion for a reinforced response, a class that is entirely environmentally determined.

In conclusion, the present results support the concatenation of choice-affecting variables proposed by Baum and Rachlin (1969), which implies that reinforcement ratio and force-requirement ratio have independent, multiplicative effects on choice. The only proviso is that for response-allocation measures, reinforce-

ment ratio needs to be raised to a power less than 1, and for time-allocation measures, force-requirement ratio needs to be raised to a power less than 1. The data were not consistent with Chung's (1965) data, which showed that reinforcement ratio and force ratio interacted to control preference. However, the present data confirmed Chung's report that absolute, not relative, force controls absolute response rate.

## REFERENCES

- Akaike, H. Fitting autoregressive models for prediction. *Annals of the Institute of Statistical Mathematics*, 1969, 21, 243-247.
- Akaike, H. A new look at statistical model identification. *IEEE Transactions on Automatic Control*, 1974, 19, 716-722.
- Baum, W. M. On two types of deviation from the matching law: Bias and undermatching. *Journal of the Experimental Analysis of Behavior*, 1974, 22, 231-242.
- Baum, W. M. Matching, undermatching, and overmatching in studies of choice. *Journal of the Experimental Analysis of Behavior*, 1979, 32, 269-281.
- Baum, W. M., & Rachlin, H. Choice as time allocation. *Journal of the Experimental Analysis of Behavior*, 1969, 12, 861-874.
- Beautrais, P. G., & Davison, M. C. Response and time allocation in concurrent second-order schedules. *Journal of the Experimental Analysis of Behavior*, 1977, 27, 61-69.
- Catania, A. C. Concurrent operants. In W. K. Honig (Ed.), *Operant behavior: Areas of research and application*. New York: Appleton-Century-Crofts, 1966.
- Chung, S. Effects of effort on response rate. *Journal of the Experimental Analysis of Behavior*, 1965, 8, 1-7.
- Cohen, S. L. Concurrent second-order schedules of reinforcement. *Journal of the Experimental Analysis of Behavior*, 1975, 24, 333-341.
- Davison, M., & Ferguson, A. The effects of different component response requirements in multiple and concurrent schedules. *Journal of the Experimental Analysis of Behaviour*, 1978, 29, 283-295.
- de Villiers, P. Choice in concurrent schedules and a quantitative formulation of the law of effect. In W. K. Honig & J. E. R. Staddon (Eds.), *Handbook of operant behavior*. Englewood Cliffs, N.J.: Prentice-Hall, 1977.
- Ferguson, G. A. *Nonparametric trend analysis*. Montreal: McGill University Press, 1965.
- Herrnstein, R. J. Relative and absolute strength of response as a function of frequency of reinforcement. *Journal of the Experimental Analysis of Behavior*, 1961, 4, 267-272.
- Herrnstein, R. J. On the law of effect. *Journal of the Experimental Analysis of Behavior*, 1970, 13, 243-266.
- Lobb, B., & Davison, M. Performance in concurrent interval schedules: A systematic replication. *Journal of the Experimental Analysis of Behavior*, 1975, 24, 191-197.
- McSweeney, F. K. Matching and contrast on several concurrent treadle-press schedules. *Journal of the Experimental Analysis of Behavior*, 1975, 23, 193-198.
- McSweeney, F. K., & Norman, W. D. Defining behavioral contrast for multiple schedules. *Journal of the Experimental Analysis of Behavior*, 1979, 32, 457-461.
- Nevin, J. A., & Baum, W. M. Feedback functions for variable-interval reinforcement. *Journal of the Experimental Analysis of Behavior*, 1980, 34, 207-217.
- Rissanen, J. Modelling by shortest data description. *Automatica*, 1978, 14, 465-471.
- Rissanen, J. Consistent order estimates of autoregressive processes by shortest description of data. *International symposium on analysis and optimization of stochastic systems*. University of Oxford, 1979.
- Schneider, J. W. Reinforcer effectiveness as a function of reinforcer rate and magnitude: A comparison of concurrent performances. *Journal of the Experimental Analysis of Behavior*, 1973, 20, 461-471.
- Stubbs, D. A., & Pliskoff, S. S. Concurrent responding with fixed relative rate of reinforcement. *Journal of the Experimental Analysis of Behavior*, 1969, 12, 887-895.
- Todorov, J. C. Interaction of frequency and magnitude of reinforcement on concurrent performances. *Journal of the Experimental Analysis of Behavior*, 1973, 19, 451-458.

Received January 6, 1981

Final acceptance September 3, 1981

## APPENDIX

Number of responses emitted, time spent responding, reinforcements obtained and transitions between Keys 1 and 2 all summed over the last five sessions of each condition.

| Bird | Condition | Responses    |       | Time (secs) |       | Reinforcements |       | Transitions |       |  |
|------|-----------|--------------|-------|-------------|-------|----------------|-------|-------------|-------|--|
|      |           | Key 1        | Key 2 | Key 1       | Key 2 | Key 1          | Key 2 | Key 1       | Key 2 |  |
| 42   | 1         | 5943         | 5330  | 4147        | 1689  | 127            | 123   | 517         |       |  |
|      | 2         | 3561         | 4582  | 3873        | 1954  | 125            | 125   | 514         |       |  |
|      | 3         | 2855         | 2487  | 3834        | 1665  | 113            | 112   | 324         |       |  |
|      | 4         | 4277         | 3277  | 4988        | 1386  | 110            | 115   | 355         |       |  |
|      | 5         | 0            | 47    | 0           | 9229  | 0              | 5     | 0           |       |  |
|      | 6         | 2539         | 1847  | 3298        | 3140  | 116            | 109   | 407         |       |  |
|      | 7         | 1398         | 1399  | 1979        | 2072  | 126            | 124   | 297         |       |  |
|      | 8         | 3611         | 1083  | 5295        | 1261  | 113            | 112   | 227         |       |  |
|      | 9         | 1462         | 2236  | 2163        | 1131  | 111            | 114   | 216         |       |  |
|      | 10        | no responses |       |             |       |                |       |             |       |  |
|      | 11        | no responses |       |             |       |                |       |             |       |  |
|      | 12        | 475          | 1320  | 402         | 2273  | 37             | 188   | 78          |       |  |
|      | 13        | no responses |       |             |       |                |       |             |       |  |
|      | 14        | 1508         | 1717  | 1262        | 729   | 113            | 112   | 204         |       |  |
|      | 15        | 762          | 1192  | 718         | 1654  | 113            | 112   | 145         |       |  |
|      | 16        | 74           | 1478  | 51          | 2134  | 6              | 219   | 14          |       |  |
|      | 17        | 128          | 2428  | 53          | 1919  | 5              | 220   | 26          |       |  |
|      | 18        | 91           | 2106  | 52          | 2019  | 5              | 220   | 30          |       |  |
|      | 19        | 146          | 773   | 87          | 2513  | 6              | 219   | 23          |       |  |
|      | 20        | 36           | 2091  | 23          | 1979  | 4              | 221   | 7           |       |  |
|      | 21        | 6642         | 402   | 6971        | 319   | 156            | 19    | 94          |       |  |
|      | 22        | 2299         | 388   | 7423        | 413   | 156            | 19    | 84          |       |  |
|      | 23        | 483          | 30    | 2394        | 52    | 171            | 4     | 12          |       |  |
|      | 24        | 1174         | 46    | 1708        | 27    | 169            | 6     | 13          |       |  |
|      | 25        | 1233         | 103   | 1557        | 43    | 173            | 2     | 20          |       |  |
|      | 26        | 4671         | 1158  | 5915        | 556   | 158            | 17    | 219         |       |  |
|      | 27        | 3871         | 875   | 5832        | 332   | 158            | 17    | 117         |       |  |
|      | 28        | 2618         | 1066  | 5944        | 464   | 155            | 20    | 112         |       |  |
|      | 29        | 1192         | 58    | 1631        | 16    | 174            | 1     | 12          |       |  |
|      | 30        | 1520         | 38    | 1570        | 23    | 171            | 4     | 13          |       |  |
|      | 31        | 824          | 91    | 1931        | 55    | 168            | 7     | 17          |       |  |
|      | 32        | 1602         | 25    | 1624        | 22    | 170            | 5     | 10          |       |  |
|      | 33        | 5715         | 1014  | 7523        | 509   | 101            | 24    | 136         |       |  |
|      | 34        | 2457         | 1617  | 7709        | 1083  | 102            | 23    | 157         |       |  |
|      | 35        | 359          | 1875  | 263         | 2368  | 23             | 102   | 87          |       |  |
|      | 36        | 1848         | 3508  | 2020        | 4009  | 64             | 61    | 327         |       |  |
|      | 37        | 2443         | 1789  | 4452        | 1608  | 64             | 61    | 251         |       |  |
|      | 38        | 2934         | 3457  | 3340        | 2288  | 65             | 60    | 499         |       |  |
|      | 39        | 929          | 1576  | 4186        | 2730  | 62             | 63    | 212         |       |  |
|      | 40        | 2398         | 2534  | 3619        | 2120  | 64             | 61    | 344         |       |  |
|      | 41        | 2178         | 2896  | 3349        | 2258  | 61             | 64    | 327         |       |  |
|      | 42        | 2616         | 3291  | 3498        | 2039  | 61             | 64    | 337         |       |  |
|      | 43        | 2726         | 4713  | 3039        | 2315  | 62             | 63    | 407         |       |  |
| 43   | 1         | 7128         | 5991  | 3155        | 2630  | 129            | 121   | 587         |       |  |
|      | 2         | 6333         | 8030  | 2360        | 3255  | 123            | 127   | 735         |       |  |
|      | 3         | 5916         | 6502  | 2306        | 2480  | 111            | 114   | 592         |       |  |
|      | 4         | 5206         | 2755  | 3443        | 2003  | 113            | 112   | 432         |       |  |
|      | 5         | 1261         | 5280  | 1550        | 5569  | 113            | 112   | 236         |       |  |
|      | 6         | 3978         | 2340  | 2863        | 2643  | 112            | 113   | 439         |       |  |
|      | 7         | 1982         | 1436  | 1984        | 1974  | 124            | 126   | 332         |       |  |
|      | 8         | 3927         | 1123  | 4923        | 1746  | 111            | 114   | 294         |       |  |
|      | 9         | 1880         | 1715  | 1692        | 1317  | 113            | 112   | 278         |       |  |
|      | 10        | 294          | 2655  | 399         | 2398  | 40             | 185   | 109         |       |  |
|      | 11        | 184          | 735   | 1307        | 3526  | 39             | 186   | 79          |       |  |
|      | 12        | 324          | 703   | 1206        | 2596  | 41             | 184   | 100         |       |  |
|      | 13        | 342          | 1408  | 2010        | 3405  | 110            | 115   | 150         |       |  |
|      | 14        | 1615         | 1842  | 666         | 891   | 113            | 112   | 187         |       |  |

| Bird           | Condition | Responses |       | Time (secs) |       | Reinforcements |       | Transitions |       |  |
|----------------|-----------|-----------|-------|-------------|-------|----------------|-------|-------------|-------|--|
|                |           | Key 1     | Key 2 | Key 1       | Key 2 | Key 1          | Key 2 | Key 1       | Key 2 |  |
| 43<br>(cont'd) | 15        | 1547      | 954   | 1065        | 895   | 113            | 112   | 170         |       |  |
|                | 16        | 166       | 1881  | 107         | 2059  | 4              | 221   | 28          |       |  |
|                | 17        | 295       | 3477  | 85          | 1987  | 7              | 218   | 31          |       |  |
|                | 18        | 154       | 2382  | 57          | 1992  | 6              | 219   | 23          |       |  |
|                | 19        | 126       | 869   | 177         | 2281  | 6              | 219   | 26          |       |  |
|                | 20        | 36        | 3326  | 54          | 2111  | 7              | 218   | 14          |       |  |
|                | 21        | 8980      | 590   | 6577        | 636   | 156            | 19    | 120         |       |  |
|                | 22        | 4407      | 166   | 7902        | 749   | 147            | 28    | 81          |       |  |
|                | 23        | 1355      | 16    | 2053        | 63    | 170            | 5     | 8           |       |  |
|                | 24        | 2604      | 125   | 1511        | 57    | 172            | 3     | 11          |       |  |
|                | 25        | 2003      | 94    | 1665        | 34    | 169            | 6     | 12          |       |  |
|                | 26        | 7695      | 879   | 5581        | 432   | 159            | 16    | 136         |       |  |
|                | 27        | 6490      | 662   | 5537        | 416   | 160            | 15    | 108         |       |  |
|                | 28        | 3861      | 2203  | 4738        | 1451  | 160            | 15    | 237         |       |  |
|                | 29        | 1041      | 107   | 1653        | 61    | 170            | 5     | 17          |       |  |
|                | 30        | 2234      | 11    | 1609        | 52    | 172            | 3     | 7           |       |  |
|                | 31        | 1562      | 105   | 1567        | 56    | 173            | 2     | 14          |       |  |
|                | 32        | 1380      | 0     | 7426        | 0     | 65             | 0     | 0           |       |  |
|                | 33        | 8801      | 1524  | 7420        | 943   | 104            | 21    | 286         |       |  |
|                | 34        | 6010      | 4051  | 5685        | 2664  | 102            | 23    | 428         |       |  |
|                | 35        | 441       | 1859  | 370         | 1892  | 27             | 98    | 89          |       |  |
|                | 36        | 1247      | 4587  | 1646        | 4539  | 64             | 61    | 290         |       |  |
|                | 37        | 6076      | 1132  | 4124        | 1716  | 61             | 64    | 278         |       |  |
|                | 38        | 4564      | 2280  | 3660        | 1908  | 61             | 64    | 305         |       |  |
|                | 39        | 4101      | 1855  | 3280        | 2335  | 64             | 61    | 345         |       |  |
|                | 40        | 2419      | 1072  | 3576        | 2440  | 61             | 64    | 272         |       |  |
|                | 41        | 3819      | 2293  | 2993        | 2511  | 62             | 63    | 351         |       |  |
|                | 42        | 5515      | 3400  | 2745        | 2524  | 61             | 64    | 430         |       |  |
|                | 43        | 4807      | 3884  | 2621        | 2540  | 64             | 61    | 492         |       |  |
|                | 44        | 1         | 6752  | 3932        | 4246  | 1730           | 135   | 115         | 396   |  |
|                |           | 2         | 6110  | 4542        | 4017  | 1808           | 127   | 123         | 466   |  |
|                |           | 3         | 6217  | 3727        | 3705  | 1469           | 109   | 116         | 403   |  |
|                |           | 4         | 5700  | 2807        | 3858  | 1194           | 113   | 112         | 326   |  |
|                |           | 5         | 4036  | 3571        | 3614  | 1692           | 113   | 112         | 380   |  |
|                |           | 6         | 4950  | 2902        | 3710  | 1588           | 114   | 111         | 386   |  |
|                |           | 7         | 3086  | 1483        | 2494  | 968            | 124   | 126         | 224   |  |
|                |           | 8         | 5900  | 1653        | 4534  | 1194           | 113   | 112         | 250   |  |
|                |           | 9         | 3369  | 1638        | 2365  | 712            | 111   | 114         | 189   |  |
|                |           | 10        | 778   | 4125        | 305   | 2030           | 43    | 182         | 94    |  |
| 11             |           | 816       | 1871  | 465         | 2018  | 39             | 186   | 127         |       |  |
| 12             |           | 1158      | 2377  | 412         | 1649  | 41             | 184   | 130         |       |  |
| 13             |           | 1097      | 2155  | 873         | 1406  | 115            | 110   | 169         |       |  |
| 14             |           | 1757      | 2360  | 616         | 911   | 110            | 115   | 154         |       |  |
| 15             |           | 1629      | 2209  | 690         | 903   | 111            | 114   | 166         |       |  |
| 16             |           | 375       | 4359  | 154         | 1913  | 9              | 216   | 50          |       |  |
| 17             |           | 314       | 4966  | 109         | 1925  | 6              | 219   | 38          |       |  |
| 18             |           | 286       | 4175  | 120         | 1892  | 4              | 221   | 29          |       |  |
| 19             |           | 156       | 2058  | 90          | 2103  | 4              | 221   | 18          |       |  |
| 20             |           | 140       | 4873  | 57          | 1969  | 5              | 220   | 19          |       |  |
| 21             |           | 4778      | 55    | 9805        | 42    | 39             | 3     | 6           |       |  |
| 22             |           | 202       | 7     | 10573       | 18    | 2              | 1     | 3           |       |  |
| 23             |           | 2200      | 103   | 1757        | 54    | 171            | 4     | 10          |       |  |
| 24             |           | 3700      | 114   | 1624        | 40    | 171            | 4     | 10          |       |  |
| 25             |           | 3834      | 102   | 1546        | 34    | 169            | 6     | 12          |       |  |
| 26             |           | 9878      | 874   | 5604        | 352   | 157            | 18    | 86          |       |  |
| 27             |           | 8375      | 1250  | 5532        | 472   | 156            | 19    | 129         |       |  |
| 28             |           | 5431      | 1507  | 5433        | 593   | 157            | 18    | 135         |       |  |
| 29             |           | 2858      | 136   | 1599        | 54    | 171            | 4     | 17          |       |  |
| 30             |           | 4039      | 61    | 1635        | 33    | 171            | 4     | 9           |       |  |
| 31             |           | 2856      | 160   | 1525        | 57    | 170            | 5     | 18          |       |  |
| 32             |           | 3739      | 86    | 1603        | 37    | 167            | 8     | 11          |       |  |

| Bird           | Condition | Responses |       | Time (secs) |       | Reinforcements |       | Transitions |       |     |
|----------------|-----------|-----------|-------|-------------|-------|----------------|-------|-------------|-------|-----|
|                |           | Key 1     | Key 2 | Key 1       | Key 2 | Key 1          | Key 2 | Key 1       | Key 2 |     |
| 44<br>(cont'd) | 33        | 13216     | 1929  | 7160        | 1074  | 97             | 28    |             | 226   |     |
|                | 34        | 6797      | 2802  | 6929        | 1047  | 98             | 27    |             | 233   |     |
|                | 35        | 874       | 3638  | 628         | 1772  | 20             | 105   |             | 129   |     |
|                | 36        | 3546      | 3304  | 3904        | 1578  | 61             | 64    |             | 282   |     |
|                | 37        | 8050      | 1802  | 4553        | 1172  | 63             | 62    |             | 240   |     |
|                | 38        | 7539      | 4481  | 3708        | 1464  | 62             | 63    |             | 364   |     |
|                | 39        | 5192      | 1946  | 4150        | 1252  | 60             | 65    |             | 234   |     |
|                | 40        | 5326      | 2972  | 3882        | 1357  | 63             | 62    |             | 308   |     |
|                | 41        | 6313      | 4232  | 3311        | 1834  | 62             | 63    |             | 412   |     |
|                | 42        | 7480      | 5219  | 3385        | 1773  | 64             | 61    |             | 409   |     |
|                | 43        | 7553      | 4695  | 3245        | 1706  | 64             | 61    |             | 480   |     |
|                | 45        | 1         | 10603 | 5856        | 3443  | 2175           | 128   | 122         |       | 651 |
|                |           | 2         | 6914  | 8816        | 2403  | 3145           | 125   | 125         |       | 670 |
| 3              |           | 8511      | 3939  | 3361        | 1550  | 115            | 110   |             | 450   |     |
| 4              |           | 7323      | 2064  | 4037        | 1398  | 112            | 113   |             | 337   |     |
| 5              |           | 3631      | 3294  | 2033        | 3390  | 113            | 112   |             | 346   |     |
| 6              |           | 4585      | 2610  | 3038        | 2785  | 110            | 115   |             | 305   |     |
| 7              |           | 2881      | 1392  | 2414        | 1449  | 124            | 126   |             | 227   |     |
| 8              |           | 6869      | 1313  | 4352        | 1810  | 114            | 111   |             | 334   |     |
| 9              |           | 2681      | 3977  | 1316        | 1465  | 110            | 115   |             | 315   |     |
| 10             |           | 495       | 4003  | 337         | 2230  | 41             | 184   |             | 73    |     |
| 11             |           | 304       | 2266  | 425         | 2297  | 41             | 184   |             | 67    |     |
| 12             |           | 983       | 1211  | 647         | 1749  | 40             | 185   |             | 118   |     |
| 13             |           | 900       | 1055  | 1250        | 1426  | 111            | 114   |             | 125   |     |
| 14             |           | 2778      | 1437  | 949         | 801   | 112            | 113   |             | 169   |     |
| 15             |           | 1089      | 1604  | 707         | 1079  | 114            | 111   |             | 154   |     |
| 16             |           | 108       | 3357  | 70          | 1961  | 5              | 220   |             | 16    |     |
| 17             |           | 157       | 4380  | 55          | 1928  | 4              | 221   |             | 19    |     |
| 18             |           | 182       | 3332  | 61          | 1949  | 4              | 221   |             | 15    |     |
| 19             |           | 192       | 1885  | 68          | 2094  | 5              | 220   |             | 13    |     |
| 20             |           | 67        | 5512  | 25          | 2343  | 4              | 221   |             | 6     |     |
| 21             |           | 16254     | 850   | 6491        | 536   | 154            | 21    |             | 134   |     |
| 22             |           | 6941      | 475   | 7328        | 654   | 153            | 22    |             | 100   |     |
| 23             |           | 1470      | 22    | 1873        | 31    | 171            | 4     |             | 8     |     |
| 24             |           | 4440      | 24    | 1478        | 15    | 172            | 3     |             | 6     |     |
| 25             |           | 4061      | 53    | 1454        | 11    | 172            | 3     |             | 4     |     |
| 26             |           | 11751     | 1582  | 5664        | 399   | 157            | 18    |             | 172   |     |
| 27             |           | 12473     | 2317  | 5350        | 534   | 159            | 16    |             | 206   |     |
| 28             |           | 7375      | 1254  | 6000        | 509   | 157            | 18    |             | 109   |     |
| 29             |           | 2032      | 95    | 1594        | 30    | 169            | 6     |             | 11    |     |
| 30             |           | 4230      | 44    | 1534        | 26    | 172            | 3     |             | 7     |     |
| 31             |           | 1925      | 29    | 1587        | 19    | 171            | 4     |             | 3     |     |
| 32             |           | 4029      | 7     | 1440        | 6     | 174            | 1     |             | 2     |     |
| 33             |           | 18724     | 1333  | 7634        | 664   | 104            | 21    |             | 146   |     |
| 34             | 5818      | 4179      | 6397  | 1992        | 101   | 24             |       | 259         |       |     |
| 35             | 490       | 2737      | 448   | 1913        | 28    | 97             |       | 88          |       |     |
| 36             | 2107      | 4255      | 2335  | 3377        | 63    | 62             |       | 229         |       |     |
| 37             | 9312      | 1077      | 4586  | 1271        | 64    | 61             |       | 223         |       |     |
| 38             | 12083     | 5306      | 3190  | 1853        | 64    | 61             |       | 391         |       |     |
| 39             | 3318      | 1725      | 3407  | 2291        | 66    | 59             |       | 252         |       |     |
| 40             | 4091      | 1341      | 3921  | 1642        | 64    | 61             |       | 234         |       |     |
| 41             | 6615      | 2037      | 3585  | 1946        | 63    | 62             |       | 313         |       |     |
| 42             | 8601      | 3706      | 3250  | 2063        | 62    | 63             |       | 393         |       |     |
| 43             | 6418      | 3021      | 2346  | 2015        | 60    | 65             |       | 532         |       |     |
| 46             | 1         | 11911     | 8866  | 3345        | 2330  | 129            | 121   |             | 626   |     |
|                | 2         | 4509      | 8662  | 1929        | 4003  | 126            | 124   |             | 444   |     |
|                | 3         | 7678      | 3717  | 3040        | 2049  | 111            | 114   |             | 387   |     |
|                | 4         | 7434      | 2280  | 4311        | 1354  | 114            | 111   |             | 262   |     |
|                | 5         | 1203      | 8149  | 1002        | 5394  | 112            | 113   |             | 206   |     |

| Bird           | Condition | Responses |       | Time (secs) |       | Reinforcements |       | Transitions |       |
|----------------|-----------|-----------|-------|-------------|-------|----------------|-------|-------------|-------|
|                |           | Key 1     | Key 2 | Key 1       | Key 2 | Key 1          | Key 2 | Key 1       | Key 2 |
| 46<br>(cont'd) | 6         | 2456      | 1184  | 3957        | 3328  | 113            | 112   |             | 215   |
|                | 7         | 2822      | 1495  | 2350        | 1730  | 125            | 125   |             | 180   |
|                | 8         | 10335     | 1070  | 7922        | 1157  | 114            | 111   |             | 163   |
|                | 9         | 4946      | 4192  | 1441        | 1273  | 114            | 111   |             | 279   |
|                | 10        | 155       | 4663  | 162         | 2687  | 36             | 189   |             | 39    |
|                | 11        | 150       | 1968  | 746         | 3991  | 40             | 185   |             | 71    |
|                | 12        | 1149      | 1100  | 689         | 1958  | 38             | 187   |             | 108   |
|                | 13        | 592       | 2046  | 1375        | 2263  | 113            | 112   |             | 131   |
|                | 14        | 1375      | 1886  | 751         | 845   | 113            | 112   |             | 162   |
|                | 15        | 664       | 1429  | 949         | 1474  | 111            | 114   |             | 127   |
|                | 16        | 24        | 2213  | 35          | 2087  | 4              | 221   |             | 10    |
|                | 17        | 194       | 4246  | 88          | 2014  | 6              | 219   |             | 24    |
|                | 18        | 139       | 1837  | 81          | 2098  | 9              | 216   |             | 20    |
|                | 19        | 620       | 1084  | 475         | 2221  | 7              | 218   |             | 73    |
|                | 20        | 36        | 4191  | 38          | 2084  | 9              | 216   |             | 10    |
|                | 21        | 12925     | 631   | 7536        | 389   | 157            | 18    |             | 80    |
|                | 22        | 3540      | 460   | 8915        | 889   | 158            | 17    |             | 104   |
|                | 23        | 1696      | 29    | 1868        | 83    | 171            | 4     |             | 9     |
|                | 24        | 2520      | 19    | 1679        | 29    | 170            | 5     |             | 7     |
|                | 25        | 2397      | 107   | 1537        | 38    | 170            | 5     |             | 13    |
|                | 26        | 9881      | 264   | 7370        | 127   | 159            | 16    |             | 28    |
|                | 27        | 7530      | 908   | 6478        | 263   | 157            | 18    |             | 81    |
|                | 28        | 2121      | 3109  | 5227        | 1628  | 159            | 16    |             | 162   |
|                | 29        | 986       | 95    | 1713        | 53    | 169            | 6     |             | 11    |
|                | 30        | 2074      | 14    | 1629        | 18    | 171            | 4     |             | 6     |
|                | 31        | 915       | 42    | 1745        | 31    | 171            | 4     |             | 5     |
|                | 32        | 1766      | 32    | 1647        | 35    | 170            | 5     |             | 11    |
|                | 33        | 10224     | 834   | 9368        | 634   | 96             | 29    |             | 107   |
|                | 34        | 1517      | 5410  | 5683        | 4104  | 95             | 30    |             | 210   |
|                | 35        | 187       | 3758  | 220         | 2897  | 20             | 105   |             | 50    |
|                | 36        | 690       | 7649  | 1128        | 6282  | 63             | 62    |             | 188   |
|                | 37        | 9210      | 492   | 7663        | 885   | 64             | 61    |             | 134   |
|                | 38        | 6415      | 5767  | 3099        | 2050  | 65             | 60    |             | 321   |
|                | 39        | 1223      | 594   | 4464        | 4063  | 62             | 63    |             | 146   |
|                | 40        | 1892      | 887   | 4213        | 2633  | 62             | 63    |             | 161   |
|                | 41        | 6256      | 3758  | 3572        | 1862  | 64             | 61    |             | 299   |
|                | 42        | 5522      | 4857  | 3720        | 1826  | 64             | 61    |             | 302   |
|                | 43        | 6925      | 5614  | 3588        | 1620  | 60             | 65    |             | 371   |