

Published in final edited form as:

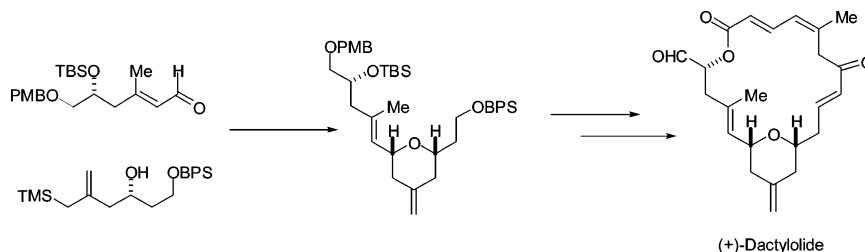
Org Lett. 2005 July 7; 7(14): 3053–3056.

Total Synthesis of (+)-Dactylolide

Carina C. Sanchez and Gary E. Keck

 Department of Chemistry, University of Utah, 315 South 1400 East RM 2020, Salt Lake City, Utah
 84112-0850 keck@chemistry.utah.edu

Abstract



The development of an approach leading to the total synthesis of dactylolide is described. The key features of this route include a catalytic asymmetric allylation, a diastereoselective pyran annulation, and a Horner–Wadsworth–Emmons macrocyclization.

Dactylolide (**1**) was one of the many cytotoxic metabolites isolated from the Vanuatu sponge *Dactylospongia* sp. by Riccio and co-workers in 2001.¹ Dactylolide was shown to have cytotoxicity toward L1210 cell lines (63% inhibition at 3.2 $\mu\text{g/mL}$) and SK-OV-3 cell lines (40% inhibition at 3.2 $\mu\text{g/mL}$). Spectroscopic investigations led to the suggestion of structure **1** (Figure 1) for this material, although the configuration at C₁₉ was not established. The major architectural elements of dactylolide consist of a highly unsaturated but moderately functionalized 20-membered macro-lactone, a 2,6-*cis*-disubstituted methylene tetrahydropyran, and two trisubstituted olefins.

In 2002, Smith and Safonov reported the results of synthetic investigations on zampanolide² (**2**) and dactylolide which established the relative configuration of the dactylolide stereocenters and culminated in the first total synthesis of the molecule.³ Hoye and Hu later disclosed a synthesis of (–)-dactylolide as a precursor to zampanolide.⁴ Most recently, during the preparation of this manuscript, the groups of Floreancig as well as Jennings have both reported total syntheses of dactylolide.^{5,6}

Our interest in dactylolide stemmed from its molecular structure. Recent work in our laboratories has provided an exceptionally facile access to stereodefined 2,6-*cis*-4-methylene tetrahydropyrans.⁷ We wished to further explore the scope of this reaction by exploring the use of α,β -unsaturated aldehydes in the transformation, an issue which would by necessity be addressed in the context of a synthesis of dactylolide.

The route chosen for experimental investigation is outlined schematically in Figure 2. We envisioned application of a Horner–Wadsworth–Emmons macrocyclization to close the 20-membered macrolactone. The phosphonate required for this step was in turn envisioned to arise from another Horner–Wadsworth–Emmons reaction between aldehyde **4** and β -

ketophosphonate **5**. The pyran subunit **4** would be prepared using the pyran annulation reaction as previously mentioned. We anticipated that the pyran annulation reaction between the hydroxy allylsilane **6** and α,β -unsaturated aldehyde **7** would lead to the desired 4-methylene tetrahydropyran with the required *cis* stereochemistry. For the preparation of the enal **7**, we planned to use the catalytic asymmetric allylation (CAA) based trisubstituted olefin synthesis previously developed in our laboratories.⁸ The other component necessary for the pyran annulation reaction, hydroxy allylsilane **6**, would arise from a CAA reaction of the appropriate aldehyde with the known 2-(trimethylsilylmethyl)allyltri-*n*-butylstannane reagent **15**.^{7,9}

The preparation of aldehyde **7** commenced with the CAA reaction of aldehyde **9** with the functionalized stannane **10**, to give the desired (*R*)-homoallylic alcohol **8** in 75% yield and 93% ee after chromatographic purification (Scheme 1). After conversion of the free hydroxyl to the corresponding silyl ether **11** by reaction with TBSCl and imidazole (96% yield), an isomerization was employed to secure the *E* unsaturated ester **12** (97%, 32:1 *E/Z*).

This isomerization is an exceptional reaction and deserves some comment. We believe that the high level of stereo-selectivity observed is a kinetic phenomenon associated with a preferred pathway for formation of the U shaped internally chelated enolate anion with sodium as counterion. The use of DBU to effect this transformation resulted in a 9:1 mixture. After extended reaction times, the sodium hydride process also afforded a 9:1 mixture.

With the *E* stereochemistry of the unsaturated ester secured, reduction to the alcohol was effected using LAH (93% yield). Oxidation using the method of Ley (TPAP–NMO, 91% yield) then afforded the α,β -unsaturated aldehyde needed for the pyran annulation. The preparation of the hydroxyallylsilane component (Scheme 2) for the pyran annulation was effected via a catalytic asymmetric allylation reaction using stannane **15** and (*S*)-BITIP catalyst to afford the desired hydroxy allylsilane **6** in 91% yield and with 95% ee.⁷

The stage was now set for the pyran annulation reaction. We were delighted to find that the pyran annulation between aldehyde **7** and hydroxy allylsilane **6** proceeded in excellent yield (85%) and provided the desired pyran **16** as a *single diastereomer* (by ¹H and ¹³C NMR). This pyran is thus available to us in six steps with an overall yield of 50% from aldehyde **9**. Selective deprotection of the BPS group followed using TBAF/AcOH.¹⁰ Oxidation using TPAP/NMO then provided the sensitive pyran aldehyde **17**.

The synthesis of the β -ketophosphonate **5** began with intermediate **18** (Scheme 3).¹¹ DIBAL-H reduction of the ester to the alcohol, followed by protection as the BPS ether generated the disilyl ether. Selective deprotection of the TBS ether was accomplished using CSA/MeOH. This three-step sequence was carried out in 75% yield. Oxidation of the resulting alcohol **19** was problematic and the only reagent found to work well in this case was CrO₃/pyridine. The use of PCC, Dess–Martin periodinane, TPAP–NMO, and PDC all failed, a result which may be attributed to the sensitive nature of the desired β - γ unsaturated system. Fortunately, addition of the lithiate of methyl dimethyl phosphonate into this aldehyde occurred without incident. Oxidation of the resulting alcohol using Dess–Martin periodinane then afforded the desired β -ketophosphonate **5** (70% over three steps).

The β -ketophosphonate **5** and the aldehyde **17** were then united by means of a Horner–Wadsworth–Emmons reaction (Scheme 4). Many different conditions were examined to effect this transformation, and the use of Paterson's Ba(OH)₂ procedure¹² proved superior to reactions using more standard bases (KO^tBu) or reaction under Masamune's conditions.¹³ We were delighted to find that the Horner–Wadsworth–Emmons reaction worked extremely well to generate the desired enone **20** in a 79% yield.

At this point, we became concerned about potential problems associated with the presence of the keto group at C₇. We reasoned that the acidity of the protons α to the ketone at C₆ would be significantly enhanced since they are also γ with respect to the α,β -unsaturated aldehyde. If the ketone were to be left unprotected, the anticipated ease of removal of these protons could negatively impact upon the desired Horner–Wadsworth–Emmons macrocyclization.

To preclude these potential problems, we decided to reduce and protect the ketone. The next issue that arose was the choice of protecting group for the alcohol. In looking at the projected synthesis, it can be seen that the alcohol at C₂₀ was protected as a PMB ether. This PMB group must be removed and the resulting alcohol oxidized. The alcohol at C₇ would also have to be deprotected and oxidized in one of the penultimate steps of the synthesis. Thus, we elected to protect this alcohol as the PMB ether in hopes that we could deprotect and oxidize both alcohols in the same operation.

Luche reduction of the ketone provided the alcohol which was immediately subjected to PMB protection (Scheme 5). We examined a variety of methods for installing the PMB ether; however most of these failed or gave poor yields. Use of the PMB imidate and triflic acid resulted in decomposition of the alcohol substrate. Use of KH and PMBBBr resulted in only trace amounts of product formation. It was ultimately found that KHMDs, PMBBBr, and triethylamine worked extremely well to provide the desired product **21** in 94% yield over two steps.¹⁴

With this operation implemented, attention was turned toward forming the phosphonoaldehyde needed for the Horner–Wadsworth–Emmons macrocyclization (Scheme 5). Selective deprotection of the TBS ether ensued using PPTs in EtOH in 74% yield. Other methods such as HF•pyr and CSA/MeOH provided diminished yields.

Acylation of the alcohol with diethylphosphonoacetic acid was now required. The conditions used for this reaction were those of the modified Keck–Boden macrolactonization that we had reported on previously.¹⁵ The phosphonate product was expected to be (and indeed was) very polar, therefore utilizing a polymer-bound DCC (PS-DCC) rather than DCC itself would simplify the workup as well as isolation and purification of the phosphonate. This acylation was found to occur very rapidly using the PS-DCC reagent in combination with DMAP and DMAP hydrochloride to provide a quantitative yield of the desired phosphono ester. Our attention now turned to deprotection of BPS ether **22** (Scheme 6). This was easily accomplished using HF and pyridine to give the free alcohol in 74% yield. Oxidation of the resulting alcohol to the aldehyde was accomplished using TPAP–NMO.

With the phosphono aldehyde successfully synthesized, the Horner–Wadsworth–Emmons macrocyclization could now be attempted. The phosphonoaldehyde was subjected to 1.2 equivalents of NaHMDs at $-78\text{ }^{\circ}\text{C}$ with subsequent warming to $0\text{ }^{\circ}\text{C}$.^{2,16} This led to the desired macrocycle **23** in a 60% isolated yield. Only removal of the PMB ethers and oxidation were now required to complete the synthesis of dactylolide.

Deprotection of both PMB ethers proceeded smoothly by reaction with DDQ (84% yield), and Dess–Martin oxidation of the resulting diol followed to generate the natural product dactylolide. This double oxidation also occurred without incident and in high (91%) yield. Our synthetic dactylolide displayed spectral and analytical data in excellent agreement with those previously reported for the natural material as well as with data described from previous synthetic efforts.¹⁷

In conclusion, dactylolide was synthesized in 18 steps (longest linear sequence) from aldehyde **9** (20 linear steps from commercially available 2-butene-1,4-diol) and in 7.1% overall yield. This is the highest yielding synthesis reported to date.

Supplementary Material

Refer to Web version on PubMed Central for supplementary material.

Acknowledgment

Financial support from the National Institutes of Health (through GM-28961) and by Pfizer, Inc., in the form of a Diversity in Organic Chemistry Fellowship (to C.C.S.) is gratefully acknowledged.

References

1. Cutignano A, Bruno I, Bifulco G, Casapullo A, Debitus C, Gomez-Paloma L, Riccio R. *Eur. J. Org. Chem* 2001:775.
2. Tanaka J, Higa T. *Tetrahedron Lett* 1996;37:5535.
3. (a) Smith AB III, Safonov IG, Corbett RM. *J. Am. Chem. Soc* 2001;123:12426. [PubMed: 11734051]
(b) Smith AB III, Safonov IG. *Org. Lett* 2002;4:635. [PubMed: 11843610]
4. Hoye TR, Hu M. *J. Am. Chem. Soc* 2003;125:9576. [PubMed: 12904009]
5. Floreancig PE, Aubele DL, Wan S. *Angew. Chem., Int. Ed* 2005;44:3485.
6. Jennings MP, Ding F. *Org. Lett* 2005;7:2321–2324. [PubMed: 15932188]
7. Keck GE, Covell JA, Yu T, Schiff T. *Org. Lett* 2002;4:1189. [PubMed: 11922815]
8. Keck GE, Yu T. *Org. Lett* 1999;1:289. [PubMed: 10822564]
9. (a) Kang K-T, Hwang SS, Kwak WY, Yoon UC. *Bull. Korean Chem. Soc* 1999;20:801. (b) Clive DLJ, Paul CC, Wang Z. *J. Org. Chem* 1997;62:7028. The 2-(chloromethyl)allylsilane precursor to **15** is commercially available (Aldrich)
10. Higashibayashi S, Shinko K, Ishizu T, Hashimoto K, Shirahama H, Nakata M. *Synlett* 2000:1306.
11. Still WC, Gennari C, Nogues JA, Pearson DA. *J. Am. Chem. Soc* 1984;106:260.
12. (a) Paterson I, Yeung K-S. *Tetrahedron Lett* 1993;34:5347. (b) Paterson I, Yeung K-S, Smaill JB. *Synlett* 1993:774.
13. Masamune S, Roush WR, Sakai T, Blanchette MA, Choy W, Davis JT, Essenfeld AP. *Tetrahedron Lett* 1984;25:2183.
14. Roush WR, Holson EB. *Org. Lett* 2002;4:3719. [PubMed: 12375927]
15. Keck GE, Sanchez CC, Wager CA. *Tetrahedron Lett* 2000;41:8673.
16. We originally investigated the use of a macrolactonization reaction to close the 20-membered macrolactone. Many macrolactonization methods failed to provide the desired macrolactone. Further details will be provided in a full account of this work.
17. The optical rotation that we measured was $[\alpha]_D^{20} = +134$ ($c = 0.065$, MeOH). Smith reported a rotation of $+235$ ($c = 0.52$, MeOH). Hoye reported a rotation of -128 ($c = 0.39$, MeOH) for the unnatural enantiomer of dactylolide. Floreancig reported an optical rotation of $+163$ ($c = 0.29$, MeOH). Jennings reported a rotation of -136 ($c = 1.2$, MeOH) for the unnatural enantiomer of dactylolide. The optical rotation reported for the natural material is $+30$ ($c = 1.0$, MeOH). The reason for this deviation in rotations is unclear, but we believe an explanation may be found in the presence of the highly conjugated and enolizable ketone and ester functions in the C₁–C₁₀ region. Enolization could occur using a proton at C₆, C₁₀, or both. Enol formation using the C₅ methyl group is also possible. The precise enol content and composition in turn could depend on the exact batch of solvent used, the history of the sample, the polarimeter cell, etc. Since such highly conjugated enols would be expected to have large rotations, it can be seen that even small variations in enol content could lead to large variations in the measured optical rotation.




Figure 1.
(+)-Dactyloide and (-)-zampanolide.

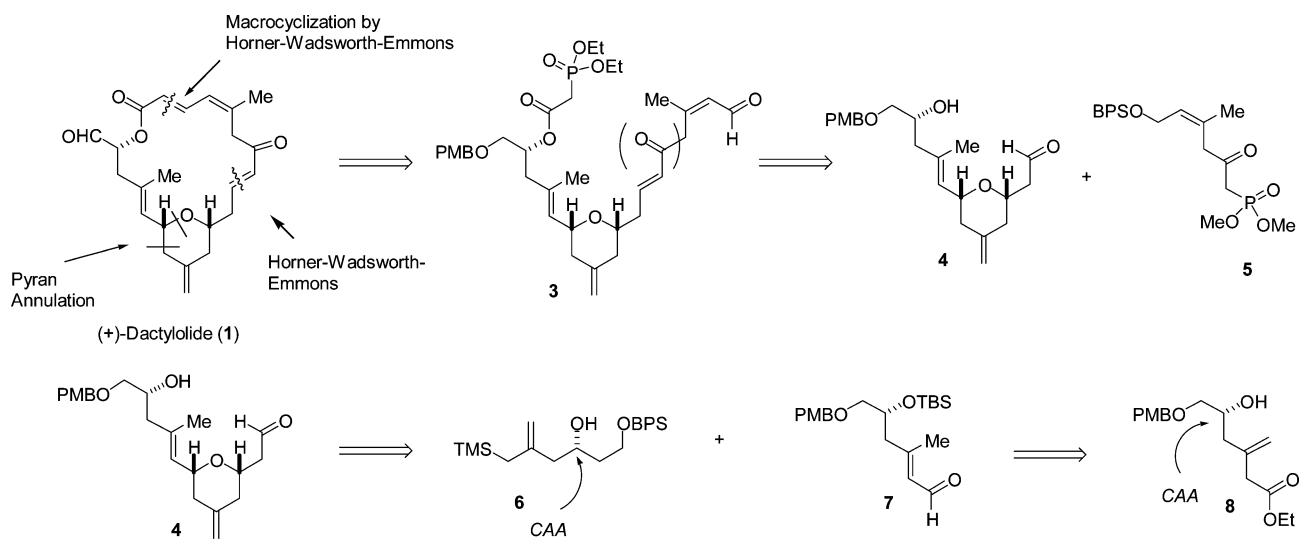





Figure 2.
Retrosynthetic analysis.




Scheme 1.
Synthesis of α,β -Unsaturated Aldehyde **7**




Scheme 2.
Pyran Annulation




Scheme 3.
Synthesis of β -Ketophosphonate **5**



Scheme 4.
Horner–Wadsworth–Emmons Reaction



Scheme 5.
Preparation of **22**



Scheme 6.
Completion of the Synthesis