

The oxanorbornene approach to 3-hydroxy, 3,4-dihydroxy and 3,4,5-trihydroxy derivatives of 2-aminocyclohexanecarboxylic acid

Ishmael B Masesane*^{1,2}, Andrei S Batsanov¹, Judith AK Howard¹,
Raju Mondal¹ and Patrick G Steel¹

Address: ¹Department of Chemistry, University of Durham, South Road, Durham, DH1 3LE, UK and ²Department of Chemistry, University of Botswana, P/bag 00704, Gaborone, Botswana

Email: Ishmael B Masesane* - masesane@mopipi.ub.bw; Andrei S Batsanov - a.s.batsanov@durham.ac.uk;
Judith AK Howard - j.a.k.howard@durham.ac.uk; Raju Mondal - raju.mondal@durham.ac.uk; Patrick G Steel - p.g.steel@durham.ac.uk

* Corresponding author

Published: 04 May 2006

Received: 18 April 2006

Beilstein Journal of Organic Chemistry 2006, 2:9 doi:10.1186/1860-5397-2-9

Accepted: 04 May 2006

This article is available from: <http://bjoc.beilstein-journals.org/content/2/1/9>

© 2006 Masesane et al; licensee Beilstein-Institut.

This is an Open Access article distributed under the terms of the Creative Commons Attribution License (<http://creativecommons.org/licenses/by/2.0>), which permits unrestricted use, distribution, and reproduction in any medium, provided the original work is properly cited.

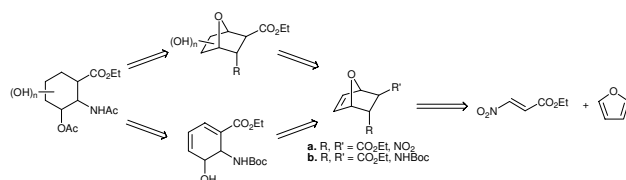
Abstract

The nitro oxanorbornene adduct derived from the Diels-Alder reaction of ethyl (*E*)-3-nitroacrylate and furan provides a versatile template for the stereoselective synthesis of hydroxylated derivatives of 2-aminocyclohexanecarboxylic acid (ACHC).

Introduction

In recent years there has been a surge of interest in cyclic β -amino acids and this has been accompanied by the proliferation of procedures for their synthesis [1]. Much of the interest in these compounds emanate from the ability of oligomers or short polymers of cyclic β -amino acids to adopt well-defined secondary structures analogous to those of natural peptides [2-9]. Such oligomers therefore have a particular appeal for extending understanding of protein structure and stabilization. However, much of this work has focused on simple cyclic β -amino acids and analogous studies of substituted derivatives are less well developed. One reason for this is that simple stereocontrolled routes to such derivatives have not been defined. In this respect, we have been exploring the use of oxanorbornene adducts derived from the Diels-Alder reaction of ethyl (*E*)-3-nitroacrylate and furan as versatile intermediates in the synthesis of a range of novel hydroxylated derivatives of 2-aminocyclohexanecarboxylic acid (ACHC). In previous preliminary communications we have described the application of the *endo* nitro adduct to the synthesis of various polyhydroxylated analogues [10,11]. In this paper, we provide the full details of this

work and additionally describe the stereoselective synthesis of further novel hydroxylated derivatives of ACHC using the *exo* nitro oxanorbornene adduct as the template. The basis of our approach to these poly hydroxylated cyclohexane β -amino acids was the recognition that the bicyclic oxanorbornene cycloadduct, derived from the Diels-Alder reaction between furan and ethyl nitroacrylate, represented a versatile template that could be elaborated to the desired targets via a variety of complementary oxidative processes coupled with a base promoted ring fragmentation, Scheme 1.



Scheme 1: The furan-nitroacrylate approach to poly hydroxylated ACHC derivatives

Results and Discussion

Oxanorbornene Synthesis

Efficient access to ethyl (*E*)-3-nitroacrylate **1** was achieved through a modification of the McMurry procedure involving the reaction of ethyl acrylate with N_2O_4 and I_2 followed by careful elimination of HI with Hunig's base in ether [12]. With this sequence of reactions, **1** could be generated in 10–20 g batches, Scheme 1. Whilst this dienophile reacts with considerable regiocontrol (dominated by the nitro group) the stereoselectivity (*endo*:*exo* ratio) observed is frequently minimal [13–15]. Subjection of nitroacrylate **1** to cycloaddition reaction with furan in $CHCl_3$ at room temperature gave a 2:1 mixture of cycloadducts favouring the *endo* nitro isomer **2a**. Increased *endo* selectivity could be achieved by carrying out the reaction at $-20^\circ C$ for 5 days, giving a 4:1 mixture of the two isomers in 90% yield. Attempts to further enhance this ratio through the use of a range of Lewis acids or alternative solvents were not successful. Interestingly, Just and co-workers have reported the preference for the *exo*-nitro adduct when the reaction of methyl 3-nitroacrylate and furan was carried out without a solvent [16]. However, in our hands, this reaction afforded a 3:1 mixture in favour of the *endo*-nitro adduct.

The two isomeric cycloadducts were easily separated by column chromatography. Whilst initial attempts to reduce the nitro group were complicated by difficulties in the isolation of the resultant amine, an efficient one-pot conversion into the protected aminoesters **2b** and **3b** was achieved by reduction with Zn/HCl followed by addition of $(Boc)_2O$ and a large excess of iPr_2NEt . At this stage, confirmation of the correct assignment of the relative stereochemistry for each isomer was realised by an X-ray crystallographic structure determination of the *endo* carbamate **2b** (See additional materials for details).

3-Hydroxy-2-aminocyclohexanecarboxylic acids

With the oxanorbornene template available in quantities we then explored the base promoted fragmentation needed to generate the 3-hydroxy-2-aminocyclohexanecarboxylate core. Related base promoted transformations have been described in the literature and our initial experiments followed these precedents [17–20]. Using carbamate **2b**, treatment with LDA or LHMDS appeared, by TLC, to give complete conversion extremely rapidly. However, on workup, considerable amounts of the starting ester were recovered. Similar observations have been reported in related systems [21]. Speculating that this was due to either a reversible process or a stabilised, highly coordinated enolate alternative procedures were then explored. Whilst attempts to enhance the fragmentation through the use of various rapid, mildly acidic, inverse quenches or various trapping agents (e.g. $TMSCl$, $TMSOTf$) were partially successful, albeit only on very small scale, the use of a less coordinating potassium counterion (KHMDs) allowed the isolation of the dihydroanthranilate esters **4** and **5** in 71% and 69% yield respectively together with variable amounts of ethyl 3-hydroxybenzoate. Simple reduction of the corresponding acetates with H_2 over Pd-C proved to be highly diastereoselective affording the *anti-anti* and *syn-syn* 3-hydroxy-2-aminocyclohexanecarboxylate esters respectively. The stereochemistry was assigned by a combination of NMR techniques using J values supported by nOe correlations, Figure 1. For example, the amide derivatives of the *anti-anti* isomer **8** and **9** show distinctive large di-axial couplings for 1-*H*, 2-*H* and 3-*H*. Final confirmation of the stereochemistry was achieved by reduction and deprotection of a single enantiomer of carbamate **4**, obtained via resolution of bicyclic ester **2a**, to provide 2-amino-3-hydroxycyclohexane-1-carboxylate with identical spectroscopic and analytical data to that described in the litera-

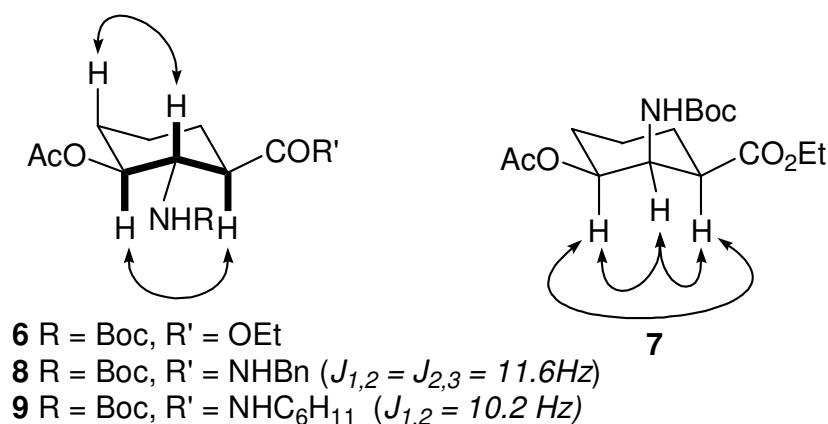


Figure 1
Selected NOESY Correlations for 6–9

ture ($[\alpha]_D^{21}$ -32 ($c = 1$, H_2O) lit: $[\alpha]_D^{21}$ -35 ($c = 1$, H_2O) [22]. We attribute the stereochemistry of the reduction of **4** to the directing effect of the NBoc carbamate *vide infra*, whilst the reversal observed with **5** can be attributed to the severe steric crowding of the β -face by the three *syn* substituents.

3,4-Dihydroxy-2-aminocyclohexancarboxylic acids

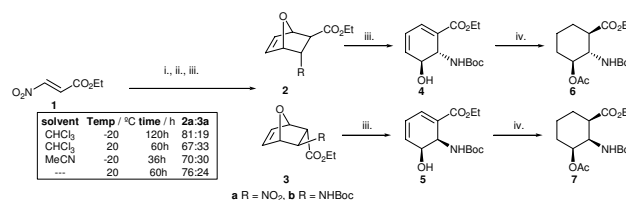
Having established an efficient entry to the oxanorbornenes and dienyl carbamates we then sort to exploit the alkene units to provide a convenient source of polyhydroxylated cyclohexane β -aminoacids. Consequently, treatment of endo derived hydroxy diene with *m*CPBA in DCM afforded a separable 9:1 mixture of epoxides **10** and **11** favouring addition *syn* to the carbamate. Highly selective epoxidations of cycloalkenyl amides have been described [23] and, consistent with a hypothesis that the mixture of **10** and **11** arise through competing H-bonding directing effects of the carbamate and hydroxyl groups, acetylation of the free hydroxyl group prior to oxidation enhanced the selectivity leading to exclusive formation of **12**. In a similar fashion, and in agreement with the idea of two directing groups working in concert, epoxidation of the *exo* derived diene **5** afforded exclusive formation of epoxide **13**. Speculating that disruption of any directing effects through the use of more polar solvents would lead to increased amounts of **12** a range of alternative solvents were screened including THF, DMF, MeOH, CF_3CH_2OH , MeCN. Of these, acetonitrile proving the most successful, albeit only providing a 2:1 mixture of isomers. Attempts to further enhance this reversal of selectivity using a variety of alternative procedures were not successful with most methods affording significant quantities of the corresponding protected anthranilic acid.

Having introduced the epoxide function to either face of the diene unit we then sought conditions for regioselective cleavage. In this context, palladium mediated reactions of vinyl epoxides are known to proceed with allylic cleavage [24]. Subsequent addition of hydrogen to the

intermediate π -allyl palladium complex would provide the desired 4-hydroxy-ACHC derivative. In agreement with this analysis, reaction of the epoxides with hydrogen in the presence of Pd-C afforded the corresponding 3,4-dihydroxy-2-aminocyclohexancarboxylate derivatives **14**–**16** in excellent yield and diastereoselectivity. In each case the reduction afforded the product with a *cis* relationship between the 3-hydroxy group and C-1 carboxylate as ascertained by NOESY experiments, figure 2. Whilst reactions of allylic electrophiles normally occur with *anti* attack by the Pd catalyst, the result using **12** suggests possible involvement of the carbamate. In this case the exception occurs with **13** which can be attributed to the severe steric crowding inhibiting such a co-ordination mode.

3,4,5-Trihydroxy-2-aminocyclohexancarboxylic acids

The final group of targets we wished to generate was the trihydroxy analogs. Initial attempts addressed the generation of the *syn* 4,5 set. Consequently, OsO_4 mediated dihydroxylation and subsequent peracylation of dienes **4** and **5** proved to be *facio*-specific and afforded cyclohexenyl derivatives **18** and **20** in 75 % yield over the two steps, Scheme 2. Reduction, as previously, afforded the trihydroxy β -aminoacid derivatives in excellent yields.



Scheme 2: Reagents: i. Furan (see box); ii. Zn, HCl, EtOH then Boc_2O , Et_3N , **2b** 89%, **3b** 77%; iii. KHMDS, THF, -50°C, **4** 71%, **5** 69%; iv. Ac_2O , Py then H_2 , Pd-C, **6** 75%, **7** 75%.

At this stage it is instructive to address the interesting stereochemical outcome of this dihydroxylation reaction. Concurring with our results, Donohoe has reported that cyclic homoallylic carbamates give high levels of

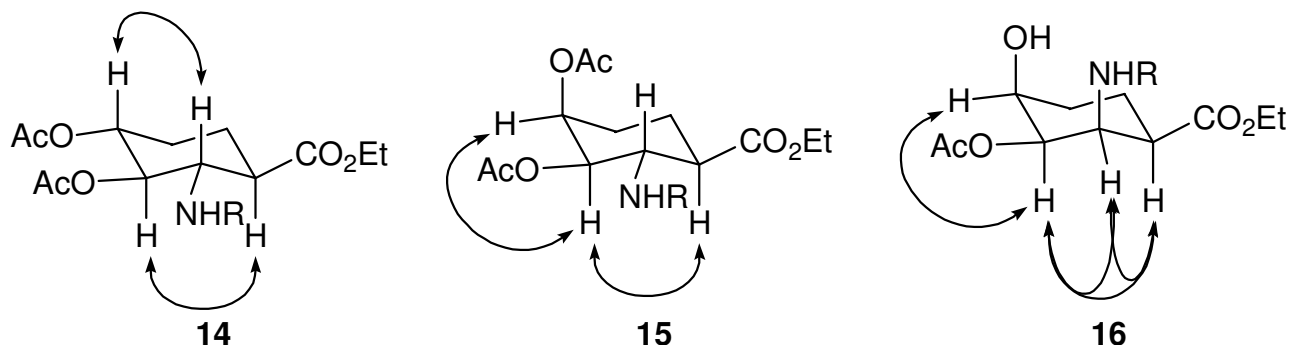
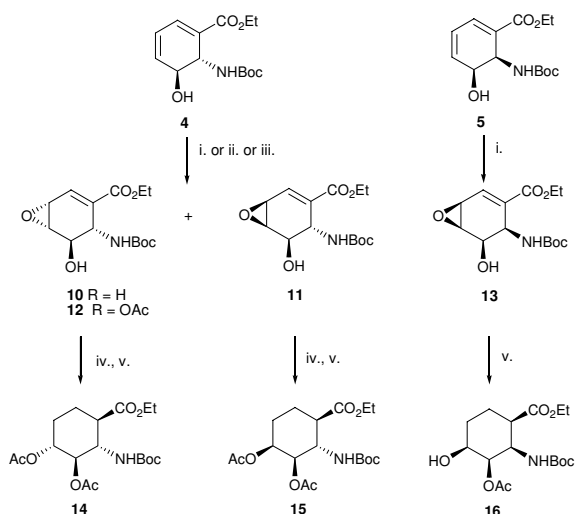


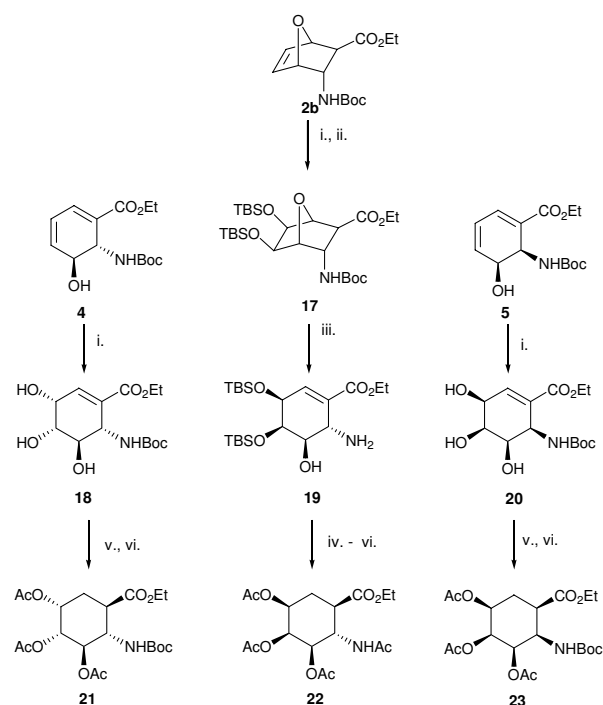
Figure 2
Selected NOESY Correlations for **14**–**16** (R = Boc)



Scheme 3: Reagents: i. mCPBA, CH₂Cl₂ 11 : 12 (9 : 1) 77%, 15 82%; ii. Ac₂O, Py then mCPBA, CH₂Cl₂ (13 only) 65%; iii. mCPBA, MeCN, NaHCO₃ 11 : 12 (1 : 2) 95%; iv. Ac₂O, pyridine; v. H₂, Pd/C, 14 88% from 12, 15 84% from 11, 16 97%.

syn selectivity in the OsO₄ mediated dihydroxylation reactions [25,26]. On the other hand, Kishi has established that the OsO₄ mediated oxidation of cyclic allylic alcohols led preferentially to *syn-anti* triols [27,28]. On the basis of the results from our system where the two processes acted against each other, one can conclude that the homoallylic carbamate ability of stereocontrolling the OsO₄ mediated reaction overrides that of the allylic hydroxyl group. Moreover, such directing effects are sufficiently strong that attempts using TMEDA/OsO₄ combinations known to afford *syn* dihydroxylation of cyclic allylic alcohols were not successful in reversing the selectivity of the reaction with 4.

In order to introduce the *syn* diol unit on the opposite face to the carbamate in 4 we returned to the oxanorborne cycloadduct in which electrophile additions are known to occur from the *exo* face. As predicted, smooth selective formation of the desired *exo* diol 17 was achieved. Following double protection as a *bis* TBS ether, initial attempts to achieve the desired fragmentation using KHMDS failed. Fortunately, use of LiHMDS was successful albeit accompanied by the unexpected loss of Boc group. Similar strategies using either the free diol or the corresponding acetone were not successful leading to extensive decomposition. Following TBAF promoted desilylation, peracetylation and reduction afforded the *trans* β-amino acid derivative 22 as established by NMR experiments.



Scheme 4: Reagents: i. OsO₄, Me₂NO.H₂O, acetone 18 78% from 4 ii. TBSCl, imidazole, CH₂Cl₂, 17 66% from 2b; iii. LiHMDS, THF, -50-25 °C, 48%; iv. ⁿBu₄NF, THF; v. Ac₂O, pyridine; vi. H₂, Pd-C, 21 67% from 18, 22 51% from 19, 23 74% from 5.

Having prepared the 4,5-*cis* diol, we turned our attention to the synthesis of the corresponding *trans* diols. These could be prepared by simple hydrolytic cleavage of epoxides 10–13. In line with this plan, treatment of 12 with aqueous perchloric acid led to a single *trans* diol, albeit accompanied by the loss of the Boc protecting group. Characterisation of the peracetylated derivative 27 suggested that nucleophilic attack had occurred at the allylic position. Support for this was confirmed by ring opening with ZnCl₂ to afford the crystalline chlorohydrin 28 which was characterised by x-ray diffraction. Reduction of the double bond then afforded the expected all *anti* trihydroxy ACHC isomer 24 as confirmed by 1D and 2D NMR experiments. The observation of 10.0 Hz H_aH_b coupling constants in the ¹H NMR spectrum of 24 for the ring protons (H-1, H-2, H-3, H-4 and H-5) is consistent with *anti* diaxial relationships. Such assignments are supported by nOe interactions between H-1 and H-3, H-1 and H-5 and also H-2 and H-4, Figure 3.

Similar treatment of epoxides 11 and 13 then afforded the corresponding *anti* 4,5 diols. Subsequent reduction of the double bond gave the *anti-syn-anti-anti* and *anti-syn-syn-anti* isomers 25 and 26 as the only detectable products, Scheme 5. In each case it is noteworthy that the reduction proceeded with delivery of hydrogen to the same face as that occupied by the carbamate and opposite to the 3-ace-

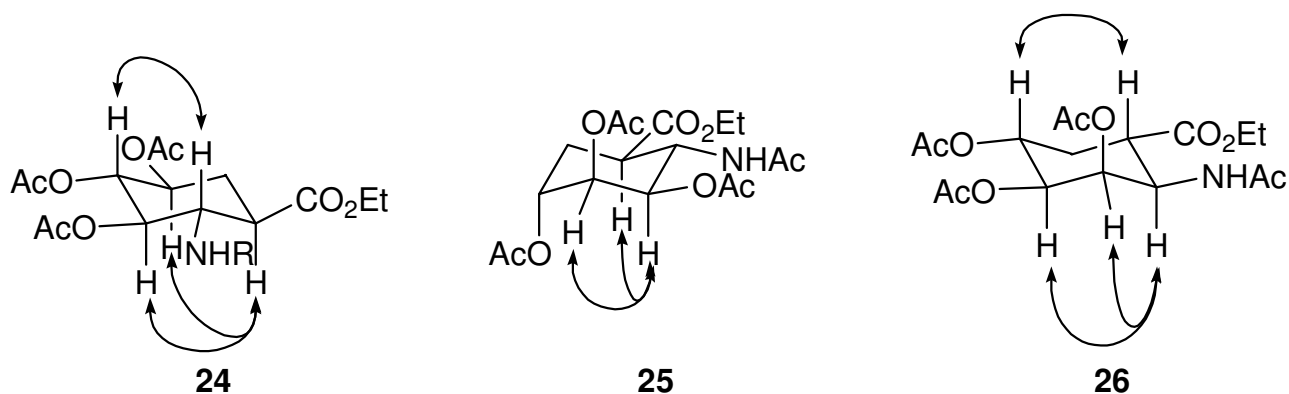
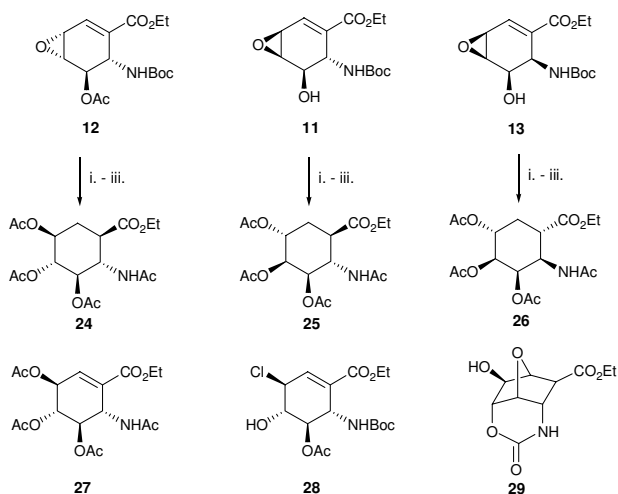


Figure 3
Selected NOESY correlations for 24 – 26

toxy group. As previously, the stereochemical relationships were initially assigned on the basis of 2D NMR experiments, particularly NOESY. Subsequently, the structure of 26 was confirmed by X-ray crystallographic analysis.



Scheme 5: Reagents: i. HClO_4 , H_2O /acetone; v. Ac_2O , pyridine; iii. H_2 , Pd/C, 24 71%, 25 67%, 26 71%

Attempt to generate the remaining epoxide isomer were confounded by an inability to overcome the directing influence of the carbamate and deliver the epoxide to the opposite face of diene 5. Similarly, whilst the alternative regiochemistry in the epoxide ring opening product could be achieved exploiting neighbouring group participation by the NBoc group to afford the cyclic carbamate 29, all attempts to induce fragmentation of this polycyclic compound have thus far proved unsuccessful.

Conclusion

In conclusion, we have amplified the utility of the Diels-Alder adducts of ethyl (*E*)-nitroacrylate and furan by devising stereoselective routes to hydroxylated derivatives of 2-aminocyclohexanecarboxylic acid. The principal feature of this approach is the reliance on simple reactions exploiting substrate-controlled selectivity. In this respect, the ability of the carbamate group as a directing group is particularly noteworthy. The use of these hydroxylated cyclohexyl β -amino acids in the synthesis of short peptides is currently ongoing in our laboratory and will be described in due course.

Description of Additional Materials

Experimental procedures and spectroscopic data are provided for all new compounds including details of the X-ray diffraction studies for compounds 2b, 26 and 28 (see Additional file 1).

Additional material

Additional File 1

Additional file 1 (doc) contains experimental details

Click here for file

[<http://www.biomedcentral.com/content/supplementary/1860-5397-2-9-S1.doc>]

Acknowledgements

We thank the University of Botswana (IBM) for financial support, Dr A. M. Kenwright for assistance with NMR experiments, Dr M. Jones and the EPSRC National Mass Spectrometry Service, Swansea for mass spectra and Dr Darren Orton for some preliminary experiments.

References

- Liu M, Sibi MP: *Tetrahedron* 2002, **58**:7991-8035.

2. Fülöp F, Martinek TA, Tóth GK: *Chem Soc Rev* 2006, **35**:323-334.
3. Gellman SH: *Acc Chem Res* 1998, **31**:173-180.
4. Appella DH, Christianson LA, Karle IL, Powell DR, Gellman SH: *J Am Chem Soc* 1996, **118**:13071-13072.
5. Cheng RP, Gellman SH, DeGrado WF: *Chem Rev* 2001, **101**:3219-3232.
6. Raguse TL, Lai JR, Le Plae PR, Gellman SH: *Org Lett* 2001, **3**:3963-3966.
7. Appella DH, Christianson LA, Klein DA, Powell RD, Huang X, Barchi JJJ, Gellman HS: *Nature* 1997, **387**:381-384.
8. Gademann K, Seebach D: *Helv Chim Acta* 2001, **84**:2925-2937.
9. Guichard G, Abele S, Seebach D: *Helv Chim Acta* 1998, **81**:187.
10. Masesane IB, Steel PG: *Synlett* 2003:735-737.
11. Masesane IB, Steel PG: *Tetrahedron Lett* 2004, **45**:5007-5009.
12. McMurry JE, Musser JH: *Org Synth* 1977, **56**:65-68.
13. Danishefsky S, Prisbylla MP, Hiner S: *J Am Chem Soc* 1978, **100**:2918.
For an exception to this observation see reference 15
14. Clarke C, Fleming I, Fortunak JMD, Gallagher PT, Honan MC, Mann A, Nubling CO, Raithby PR, Wolff JJ: *Tetrahedron* 1988, **44**:3931. For an exception to this observation see reference 15
15. Michael JP, Blom NF, Boeyens JCA: *J Chem Soc Perkin Trans* 1984, **1**:1739.
16. Just G, Martel A, Grozinger K, Ramjeesingh M: *Can J Chem* 1975, **53**:131-137.
17. Brion F: *Tetrahedron Lett* 1982, **23**:5299-5302.
18. Rajapaksa D, Keay BA, Rodrigo R: *Can J Chem* 1984, **62**:826-827.
19. Campbell MM, Sainsbury M, Searle PA: *Synthesis* 1993:179-193.
20. Evans DA, Barnes DM: *Tetrahedron Lett* 1997, **38**:57-58.
21. Couche E, Deschattrettes R, Poumellec K, Bortolussi M, Mandville G, Bloch R: *Synlett* 1999:87-89. See also reference 20
22. McCormick DRJ, Reichenthal J, Hirsch U, Sjolander NO: *J Am Chem Soc* 1961, **83**:4104-4105.
23. Barrett S, O'Brien P, Steffens HC, Towers TD, Voith M: *Tetrahedron* 2000, **56**:9633-9640.
24. Trost BM, Angle SR: *J Am Chem Soc* 1985, **107**:6123-6124.
25. Donohoe TJ, Mitchell L, Waring MJ, Helliwell M, Bell A, Newcombe NJ: *Tetrahedron Lett* 2001, **42**:8951-8954.
26. Donohoe TJ, Blades K, Moore PR, Waring MJ, Winter JG, Helliwell M, Newcombe NJ, Stemp G: *J Org Chem* 2002, **67**:7946-7956.
27. Cha JK, Christ WJ, Kishi Y: *Tetrahedron Lett* 1983, **24**:3943-3946.
28. Cha JK, Christ WJ, Kishi Y: *Tetrahedron* 1984, **40**:2247-2255.