

# Climate variability has a stabilizing effect on the coexistence of prairie grasses

Peter B. Adler\*<sup>†‡</sup>, Janneke HilleRisLambers<sup>†</sup>, Phaedon C. Kyriakidis<sup>§</sup>, Qingfeng Guan<sup>§</sup>, and Jonathan M. Levine<sup>†</sup>

\*Department of Wildland Resources and the Ecology Center, 5230 Old Main Hill, Utah State University, Logan, UT 83422; and Departments of <sup>†</sup>Ecology, Evolution, and Marine Biology and <sup>§</sup>Geography, University of California, Santa Barbara, CA 93106

Edited by G. David Tilman, University of Minnesota, St. Paul, MN, and approved June 23, 2006 (received for review January 23, 2006)

How expected increases in climate variability will affect species diversity depends on the role of such variability in regulating the coexistence of competing species. Despite theory linking temporal environmental fluctuations with the maintenance of diversity, the importance of climate variability for stabilizing coexistence remains unknown because of a lack of appropriate long-term observations. Here, we analyze three decades of demographic data from a Kansas prairie to demonstrate that interannual climate variability promotes the coexistence of three common grass species. Specifically, we show that (i) the dynamics of the three species satisfy all requirements of “storage effect” theory based on recruitment variability with overlapping generations, (ii) climate variables are correlated with interannual variation in species performance, and (iii) temporal variability increases low-density growth rates, buffering these species against competitive exclusion. Given that environmental fluctuations are ubiquitous in natural systems, our results suggest that coexistence based on the storage effect may be underappreciated and could provide an important alternative to recent neutral theories of diversity. Field evidence for positive effects of variability on coexistence also emphasizes the need to consider changes in both climate means and variances when forecasting the effects of global change on species diversity.

climate change | competition | grassland | plant community | population dynamics

Strong climate variability characterizes ecosystems worldwide, and in many regions this variability is predicted to increase over the next century because of higher frequencies of severe storms and droughts (1, 2). The ecological impacts of increased climate variability are poorly understood (3), especially in comparison with threats posed by increasing mean temperatures (4, 5). This gap in empirical research contrasts sharply with a considerable body of theory examining the effects of environmental fluctuations on the maintenance of species diversity (6–9).

“Storage effect” theory derives the conditions under which climate variability will have stabilizing or destabilizing effects on species coexistence (10). The temporal storage effect described in refs. 6 and 9 requires that three conditions be met. To satisfy condition 1, species must have long lifespans to buffer their populations against unfavorable years. For condition 2, species must differ in their response to climate variation. These species-specific responses to climate cause each species to experience relatively more intraspecific competition during its favorable years and more interspecific competition during its unfavorable years. Condition 3 requires that the effect of competition on each species must be more severe in years favorable for that species than in unfavorable years. When condition 2 is present, intraspecific competition will be more severe than interspecific competition. As a result, climate variability gives species an advantage when they become rare—the signature of stabilizing coexistence mechanisms. The size of this advantage when a species is rare (i.e., the strength of the storage effect) can be quantified by comparing species’ average low-density growth rates in variable vs. constant environments, in the presence of competitors (11,

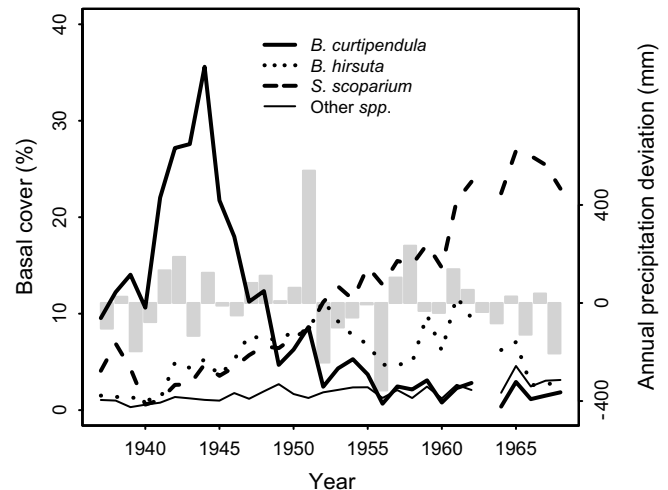


Fig. 1. Observed basal cover of the little bluestem community at Hays, Kansas, 1937–1968. Shown are means for the perennial grasses *B. curtipendula*, *B. hirsuta*, and *S. scoparium*, along with other species from a group of four 1-m<sup>2</sup> quadrats located on shallow limestone soils within a livestock enclosure. Abundances were low early in the time series because of the Great Drought of the 1930s. The three focal grasses continue to co-occur in the permanent quadrats, with *S. scoparium* still the most abundant (P.B.A., unpublished data). The vertical bars show deviation from the mean annual precipitation of 580 mm. This period includes both the wettest water year on record at Hays (1,122 mm in 1951) and the driest (226 mm in 1956).

12). If any of the three conditions does not hold, climate variability can have neutral or negative effects on coexistence.

Despite this well-developed theory and its relevance to climate change questions, the importance of climate variability for maintaining species diversity in natural ecosystems remains unknown. In large part, this uncertainty reflects the scarcity of long-term datasets suitable for testing the prerequisites of the storage effect. Existing empirical studies typically document species-specific responses to the environment for taxa with long-lived life stages, showing the potential for the storage effect to operate (12–16). However, to take the next step and prove that the storage effect is actually helping to stabilize coexistence, evidence for the first two conditions must be combined with the critical third condition: more severe competition in favorable years. In addition, understanding the importance of climate variability in maintaining diversity requires an estimate of the strength of the storage effect relative to other coexistence mechanisms. Better quantifying the strength of stabilizing mech-

Conflict of interest statement: No conflicts declared.

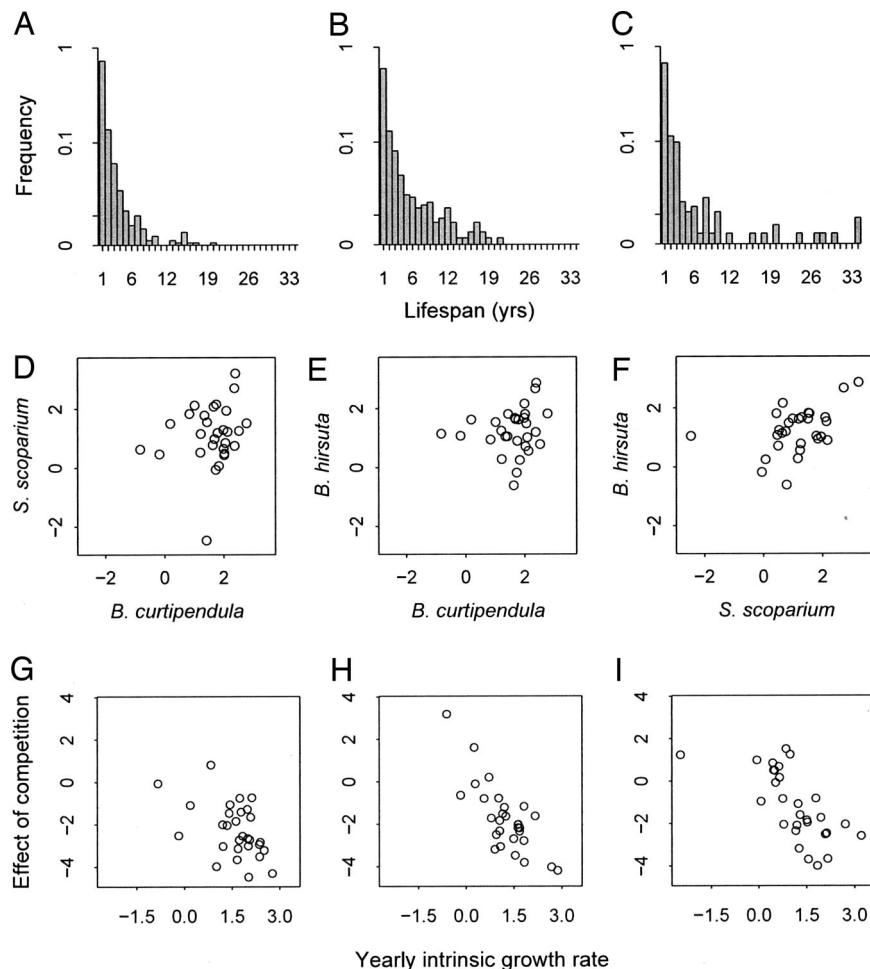
This paper was submitted directly (Track II) to the PNAS office.

Freely available online through the PNAS open access option.

Abbreviation: MCMC, Markov Chain Monte Carlo.

<sup>†</sup>To whom correspondence should be addressed. E-mail: peter.adler@usu.edu.

© 2006 by The National Academy of Sciences of the USA



**Fig. 2.** Evidence for the three conditions of the storage effect. (A–C) *B. curtipendula* (A), *B. hirsuta* (B), and *S. scoparium* (C) have the potential for long lifespans, buffering population growth as required by condition 1. (D–F) Comparisons of exponential yearly intrinsic growth rates for each pair of the three species in each of 29 years show considerable scatter ( $\rho = 0.17, 0.17, \text{ and } 0.44$ , respectively), evidence that the species differ in their response to interannual variability (condition 2). (G–I) For *B. curtipendula* ( $\rho = -0.49, P = 0.009$ ) (G), *B. hirsuta* ( $\rho = -0.78, P < 0.0001$ ) (H), and *S. scoparium* ( $\rho = -0.67, P < 0.001$ ) (I), competition had stronger negative effects on growth in years of high intrinsic growth rates (more favorable years), satisfying condition 3. Positive values, indicating that crowding caused relative increases in growth rates, occurred in years of low intrinsic growth rates.

anisms in nature is critical for the evaluation of recent neutral theories of biodiversity, which ignore stabilizing processes altogether (17, 18).

A remarkable dataset from grasslands in western Kansas gave us the opportunity to test all theoretical conditions of the storage effect and quantify its strength. For more than 30 years, starting in the 1930s, all individual plants in permanent quadrats were mapped each year (19). This spatially explicit time-series permits analyses of demographic performance and competitive interactions across three decades of climate variation, including two severe droughts, precisely the information required to quantify the storage effect. Furthermore, because variation in precipitation influences primary production, species composition, and richness in arid to subhumid plant communities, the mixed-grass prairie at the Kansas study site may be particularly sensitive to future increases in precipitation variability (20, 21).

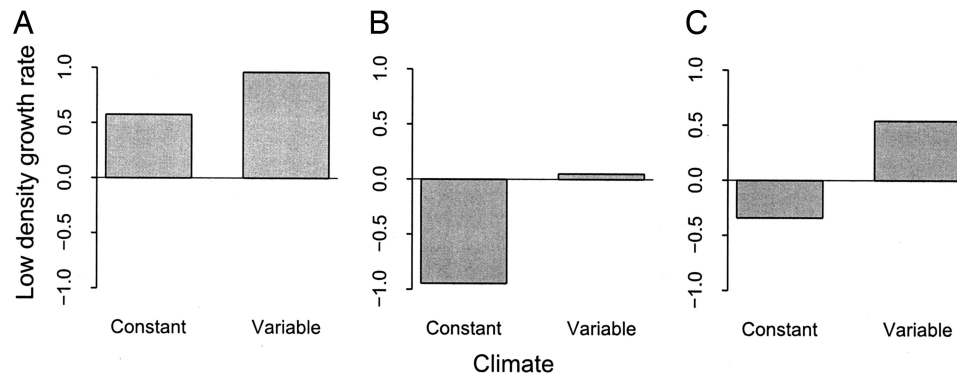
Here, we use the Kansas dataset to (i) test all three theoretical conditions of the storage effect, (ii) evaluate whether climate explains interannual variation in plant performance, and (iii) quantify the strength of the storage effect in stabilizing coexistence. We analyzed the population dynamics of three dominant perennial grasses (*Bouteloua curtipendula*, *Bouteloua hirsuta*, and *Schizachyrium scoparium*) that together comprised >95% of

basal vegetative cover on our focal quadrats (Fig. 1). To test the first condition of the storage effect, long-lived life stages, we measured the lifespans of individual plants. We tested conditions 2 and 3 of the storage effect by estimating population growth rates for each species in different years and under varying degrees of competition. These growth rates were projections from a statistical analysis of species-specific survival and colonization, as mediated by neighborhood competition, for each year of the dataset. To assess condition 2, species-specific responses to interannual variation, we compared yearly intrinsic growth rates across species. To test condition 3, more severe competition in high-quality years, we compared the effect of crowding on growth rates in different years. We also used the species-specific estimates of survival and colonization to project low-density growth rates in variable vs. constant environments, quantifying the strength of the storage effect.

## Results

We found strong evidence for long lifespans, the first condition of the storage effect. By tracking individuals across years on the basis of their spatial locations, we found that 27%, 32%, and 40% of *B. curtipendula*, *B. hirsuta*, and *S. scoparium* genets, respectively, lived three or more years. The maximum observed





**Fig. 3.** Estimated long-term low-density growth rates in constant and variable environments. The potential for each species [*B. curtipendula* (A), *B. hirsuta* (B), and *S. scoparium* (C)] to invade a resident community, measured by the species' long-term low-density exponential growth rate, was much higher in simulations incorporating observed interannual variability in survival and colonization than in simulations based on constant mean survival and colonization.

the climate variables that allow for differentiation in species performance.

Could future increases in the variability of these climate drivers lead to stronger stabilizing effects? If so, such effects might partially offset the potentially negative impacts of shifts in climate means. However, this scenario depends on a number of factors. First, past conditions must be representative of future climate. If the observed time-series spans the range of climatic conditions this system will experience in the future, our inference will be stronger than if the future brings more extreme years or extremely long runs of particular kinds of years. Second, our model does not consider effects of changes in species composition, such as the arrival of new competitors, which may affect the relationship between climate and competition. Finally, interactions among climate variables could influence their net effect. Despite these uncertainties, our analysis demonstrates that forecasting future species diversity will require consideration of changes in both climate means and variances.

## Materials and Methods

**Dataset Description.** Albertson *et al.* (19, 26) established permanent quadrats in livestock exclosures located in mixed-grass prairie near Hays, Kansas (38.8°N, 99.3°W), where mean annual precipitation is 580 mm, with 75% falling during spring and summer, and mean annual temperature is 12°C. Beginning in the 1930s and ending in 1972, basal cover of all plants in the 1-m<sup>2</sup> quadrats was mapped at the end of each growing season by using the pantograph technique (27). The original maps were digitized and stored in a geographical information system, with each individual plant represented by a polygon (data and metadata are available at <http://knb.ecoinformatics.org/index.jsp>).

**Storage Effect Condition 1.** We tested for condition 1 of the storage effect, a long-lived life stage, by estimating the longevity of individual genets. We first assigned a unique identification number to each plant (an individual polygon in the geographical information system) present in the first year of data. Plants present in year 2 that overlapped in area with a conspecific from year 1 were then coded as the same genet. If a plant overlapped with multiple “parents,” we assigned it the identification number of the parent that provided the greatest area of overlap. After repeating this process through all years of the dataset, we counted the number of years that each genet survived. These lifespans are conservative because they may be truncated by the beginning or end of the time-series, and because individuals that merged with larger plants were assumed to have died.

**Storage Effect Conditions 2 and 3.** To test for storage effect conditions 2 (species-specific responses to climate) and 3 (climate–competition interaction), we first parameterized a statistical model describing plant performance and competitive interactions in each year of the Kansas dataset and then used this model to simulate the performance of each species, as mediated by competition, in different years.

We took a lattice-based approach, transforming the mapped data into grids of 2 × 2-cm cells in which each cell is occupied by one species or bare ground. The statistical model predicts the year-to-year transitions in the states of these cells. These transitions depend on both survival (of occupied cells) and colonization. The central assumption of the model is that cell transitions depend only on the previous state of each cell and the composition of its local neighborhood (28, 29). To limit edge effects, we discarded all focal cells within 10 cm of the quadrat border.

Survival (*S*) of species *i* in cell *j* from time *t* – 1 to time *t* is related to the composition of the focal cell's neighborhood (*N*) through a logistic regression:

$$\text{logit}(S_{i,j,t}) = \alpha_{i,t} + \varphi_{i,q} + \beta_{t,i}^{\text{self}} \text{SN}_{j,t-1}^{\text{self}} + \beta_{t,i}^{\text{bc}} \text{SN}_{j,t-1}^{\text{bc}} + \beta_{t,i}^{\text{bh}} \text{SN}_{j,t-1}^{\text{bh}} + \beta_{t,i}^{\text{sc}} \text{SN}_{j,t-1}^{\text{sc}} \quad [1]$$

The parameter  $\alpha_{i,t}$  is the probability of survival for species *i* in year *t* in the absence of any neighboring plants. This intercept is modified by species-specific quadrat effects,  $\varphi_{i,q}$ , that are constant over time but depend on the quadrat (*q*) in which the cell is located. The  $\beta_{t,i}$ s describe the influence of neighboring plants on the survival of each focal species (*i*) in each year (*t*). These regression coefficients are multiplied by the weighted abundances in the local survival neighborhood of  $\text{SN}_{j,t-1}^{\text{self}}$  (cells belonging to the same individual plant as the focal cell),  $\text{SN}_{j,t-1}^{\text{bc}}$  (cells belonging to nonself plants of *B. curtipendula*),  $\text{SN}_{j,t-1}^{\text{bh}}$  (nonself *B. hirsuta*), and  $\text{SN}_{j,t-1}^{\text{sc}}$  (nonself *S. scoparium*). We distinguish between cells belonging to the focal plant and conspecific cells belonging to another plant to separate within- and between-plant intraspecific effects on survival.

We defined neighborhoods to include all cells within a 10-cm radius of the focal cell. Because plants close to the focal cell are likely to influence transitions more than will plants far away, we calculated distance-weighted abundances for each species on the basis of a negative exponential function. The value of the exponent was determined through model-fitting (Fig. 4, which is published as supporting information on the PNAS web site).



species should have higher low-density growth rates in the variable compared with the constant environment, meaning that variability increases their potential to increase from low abundance. The magnitude of this difference is the strength of the storage effect.

To estimate these low-density growth rates, we first determined the dynamic equilibrium of each pair of resident species, after removing the focal species, through simulation. In contrast to our projections of short-term population growth rates, in which we calculated expected probabilities at the next time step but did not update states of individual cells, these simulations required updating the state of each cell in the lattice. To maintain realistic spatial structure, we combined information from our survival and colonization regressions with indicator kriging-derived probabilities within sequential indicator simulation (33). At each time step, we chose one cell at random and updated its state based only on the probabilities predicted by the survival and colonization regressions. Once this cell is updated, its new state offers valuable information for updating nearby cells that are potentially part of the same individual plant. For example, depending on the indicator variogram functions, a nearby cell might have a higher probability of taking the same state. Thus, as more cells are assigned new states, we use information about spatial structure to modify the original regression-predicted probabilities for the cells remaining to be updated.

We initialized abundances of each pair of resident species at 10% cover, then conducted 20 runs of 60 time-steps each and used only the last 20 steps of each run to characterize equilibrium abundances. To simulate this equilibrium under a variable environment, at each time step we randomly chose a year and drew the corresponding parameters from the MCMC sequence. To simulate a constant environment, we used the mean regression parameters at every time-step, again drawing their values from the MCMC sequence at each time step.

We then ran a series of simulations quite similar to those used to determine intrinsic growth rates, except instead of initializing the focal species at low abundance in an empty grid, we initialized it at low abundance in a grid populated by the two resident competitors. The initial abundances of the two residents were drawn from their dynamic equilibrium in the appropriate environment type: variable or constant. Next, we used the

regression parameters to estimate probabilities of occurrence for the focal species at the next time step and then calculated the species' population growth rate. We repeated this procedure 500 times, randomly drawing a set of year-specific parameters for each replication of the variable-environment case, or always using the mean parameters for the constant-environment case. Finally, we compared the average exponential growth rate of the focal species with or without interannual variability. We focus on the average rates, not their distributions, because coexistence depends only on the mean value of the low-density growth rate (11).

**Key Assumptions.** Our statistical model makes assumptions about the structure of biological processes (survival and colonization) driving changes in cover. To test whether these assumptions influenced our results, we repeated the entire analysis with a purely phenomenological, multinomial regression model. The results of this alternative analysis supported our original conclusions (see *Supporting Appendix*, which is published as supporting information on the PNAS web site).

Our simulations of growth rates also make an assumption about potential errors. First, we cannot distinguish real interannual variation in performance from noise created by measurement error and parameter uncertainty. Second, although the influence of fine-scale spatial heterogeneity is implicit in the survival and colonization parameters, our projections of growth rates assume a homogeneous environment at the m<sup>2</sup> scale. We assume that these sources of error have consistent effects in both constant and variable environments and will not bias this critical comparison. Finally, although relative nonlinearity is unlikely to play a strong role in multispecies systems (34), it could make some contribution to the occurrence of higher growth rates in variable than in constant environments.

We are indebted to the faculty and students of Fort Hays State University who collected the original data and to Bill Lauenroth for digitizing the data. We thank Hal Stern, Fred Adler, and Mark Rees for valuable discussions and John Drake and Alan Knapp for suggestions that improved the manuscript. P.B.A. was supported by a National Science Foundation Bioinformatics Postdoctoral Fellowship and a postdoctoral fellowship from the National Center for Ecological Analysis and Synthesis. J.M.L. was supported by National Science Foundation Grant DEB-0353608 and by the Packard Foundation.

- Karl, T. R. & Trenberth, K. E. (2003) *Science* **302**, 1719–1723.
- Salinger, M. J. (2005) *Clim. Change* **70**, 9–29.
- Knapp, A. K., Fay, P. A., Blair, J. M., Collins, S. L., Smith, M. D., Carlisle, J. D., Harper, C. W., Danner, B. T., Lett, M. S. & McCarron, J. K. (2002) *Science* **298**, 2202–2205.
- Root T. L., Price, J. T., Hall, K. R., Schneider, S. H., Rosenzweig, C. & Pounds, J. A. (2003) *Nature* **421**, 57–60.
- Thomas, C. D., Cameron, A., Green, R. E., Bakkenes, M., Beaumont, L. J., Collingham, Y. C., Erasmus, B. F. M., Ferreira de Siqueira, M., Grainger, A., Hannah, L., et al. (2004) *Nature* **427**, 145–148.
- Chesson, P. L. & Warner, R. R. (1981) *Am. Nat.* **117**, 923–943.
- Ellner, S. (1987) *Vegetatio* **69**, 199–208.
- Chesson, P. & Huntly, N. (1989) *Trends Ecol. Evol.* **4**, 293–298.
- Chesson, P. (1990) *Philos. Trans. R. Soc. London B* **330**, 165–173.
- Chesson, P. (2000) *Annu. Rev. Ecol. Syst.* **31**, 343–366.
- Warner, R. R. & Chesson, P. L. (1985) *Am. Nat.* **125**, 769–787.
- Cáceres, C. E. (1997) *Proc. Natl. Acad. Sci. USA* **94**, 9171–9175.
- Pake, C. E. & Venable, D. E. (1995) *Ecology* **76**, 246–261.
- Pake, C. E. & Venable, D. E. (1996) *Ecology* **77**, 1427–1435.
- Descamps-Julien, B. & Gonzalez, A. (2005) *Ecology* **86**, 2815–2824.
- Facelli, J. M., Chesson, P. & Barnes, N. (2005) *Ecology* **86**, 2998–3006.
- Bell, G. (2000) *Am. Nat.* **155**, 606–617.
- Hubbell, S. P. (2001) *The Unified Neutral Theory of Biodiversity and Biogeography* (Princeton Univ. Press, Princeton).
- Albertson, F. W. & Tomanek, G. W. (1965) *Ecology* **46**, 714–720.
- Weltzin, J. F., Loik, M. E., Schwinning, S., Williams, D. G., Fay, P. A., Haddad, B. M., Harte, J., Huxman, T. E., Knapp, A. K., Lin, G., et al. (2003) *Bioscience* **53**, 941–952.
- National Assessment Synthesis Team (2001) *Climate Change Impacts on the United States: The Potential Consequences of Climate Variability and Change* (Cambridge Univ. Press, Cambridge, U.K.).
- Tilman, D. (1982) *Resource Competition and Community Structure* (Princeton Univ. Press, Princeton).
- Silvertown, J., Dodd, M. E., Gowing, D. J. G. & Mountford, J. O. (1999) *Nature* **400**, 61–63.
- Harms, K. E., Wright, S. J., Calderon, O., Hernandez, A. & Herre, E. A. (2000) *Nature* **404**, 493–495.
- McKane, R. B., Johnson, L. C., Shaver, G. S., Nadelhoffer, K. J., Rastetter, E. B., Fry, B., Giblin, A. E., Kieland, K., Kwiatkowski, B. L., Laundre, J. A. & Murray, G. (2002) *Nature* **415**, 68–71.
- Albertson, F. W. & Weaver, J. E. (1944) *Ecol. Monogr.* **14**, 393–479.
- Hill, R. R. (1920) *Ecology* **1**, 270–273.
- Law, R., Herben, T. & Dieckmann, U. (1997) *J. Ecol.* **85**, 505–517.
- Purves, D. W. & Law, R. (2002) *J. Ecol.* **90**, 121–129.
- Journel, A. & Alabert, F. (1989) *Terra Nova* **1**, 123–134.
- Goovaerts, P. (1997) *Geostatistics for Natural Resources Evaluation* (Oxford Univ. Press, New York).
- Pebesma, E. J. (2004) *Comput. Geosci.* **30**, 683–691.
- Doyen, P., Psaila, D. & Strandenes, S. (1994) in *Proceedings of the SPE 69th Annual Technical Conference and Exhibition* (Society of Petroleum Engineers, Richardson, TX), pp. 197–211.
- Chesson, P. (1994) *Theor. Popul. Biol.* **45**, 227–276.