



Published in final edited form as:

Tetrahedron. 2008 May 26; 64(22): 5322–5327. doi:10.1016/j.tet.2008.03.024.

Vinyl Tris(trimethylsilyl)silanes: Substrates for Hiyama Coupling

Zhizhong Wang, Jean-Philippe Pitteloud, Lucrezia Montes, Magdalena Rapp[†], Djenny Derane, and Stanislaw F. Wnuk^{*}

Department of Chemistry and Biochemistry, Florida International University, Miami, Florida 33199, USA

Abstract

The oxidative treatment of vinyl tris(trimethylsilyl)silanes with hydrogen peroxide in aqueous sodium hydroxide in tetrahydrofuran generates reactive silanol or siloxane species that undergo Pd-catalyzed cross-couplings with aryl, heterocyclic and alkenyl halides in the presence of Pd(PPh₃)₄ and tetrabutylammonium fluoride. Hydrogen peroxide and base are necessary for the coupling to occur while activation of the silanes with fluoride is not required. The conjugated and unconjugated tris(trimethylsilyl)silanes serve as good cross-coupling substrates. The (*E*)-silanes undergo coupling with retention of stereochemistry while coupling of (*Z*)-silanes occurred with lower stereoselectivity to produce an *E/Z* mixture of products.

Keywords

Cross-couplings; Organosilanes; Pd-catalyzed reactions; Tris(trimethylsilyl)silanes

Introduction

Pd-catalyzed cross-coupling reactions are a powerful method for the formation of carbon-carbon bonds under conditions that are compatible with a broad range of functional groups.¹ Among these methods, couplings between organometallics derived from Group 14 metals and various electrophiles are well developed. Thus, the Stille reaction has been widely applied in modern synthetic organic chemistry.² Furthermore, the Hiyama coupling has received increased attention due to the lower toxicity of organosilicon compounds.³ Procedures for coupling with organogermanes have also been reported.^{4,5}

Hiyama and Hatanaka reported on the positive effect that fluoride ion imparts on the nucleophilicity of certain substituents bonded to trialkylsilanes and attributed this enhancement to the formation of pentacoordinated silicon species.⁶ This strategy has opened up the door for the wide application of structurally diverse silanes including: (i) heteroatom functionalized precursors such as halosilanes, oxysilanes, silanols and polysiloxanes and (ii) all-carbon substituted silicon species such as phenyl-, benzyl-, 2-thienyl-, 2-pyridyldimethylsilanes.³

Denmark *et al.* developed Pd-catalyzed coupling reactions employing siletanes (alkenylsilacyclobutanes) in the presence of TBAF and Pd(0) such as Pd₂(dba)₃.^{7a} The

* Corresponding author. Tel.: +1 305 348 6195; fax: +1 305 348 3772; e-mail: E-mail: wnuk@fiu.edu.

[†] Present address: Faculty of Chemistry, Adam Mickiewicz University, Poznan, Poland

Publisher's Disclaimer: This is a PDF file of an unedited manuscript that has been accepted for publication. As a service to our customers we are providing this early version of the manuscript. The manuscript will undergo copyediting, typesetting, and review of the resulting proof before it is published in its final citable form. Please note that during the production process errors may be discovered which could affect the content, and all legal disclaimers that apply to the journal pertain.

siletanes were found to be converted *in situ* into reactive alkenyl(propyl)silanol and disiloxane species via the ring opening.^{7b} When the alkenylsilanols were synthesized independently, they were also found to undergo coupling.⁸ Hiyama, Mori and coworkers independently found that silver(I) oxide is an excellent activator for the coupling of alkenylsilanols with aryl iodides.⁹ Generally, the organosilanols can couple by two mechanistically distinct processes. One is operative under basic conditions and requires only formation of the silanolates while the second pathway involves the use of a fluoride activator that can form an active fluorosiliconate.¹⁰

Recent developments in Si-cross-coupling include the application of triallyl(aryl)silanes for the synthesis of biaryls,^{11a} a palladium-phosphinous acid-catalyzed and NaOH-promoted coupling of arylsiloxanes in water,^{11b} application of alkenyl- and aryl[2-(hydroxymethyl)phenyl]dimethylsilanes as a reusable silicon based precursor for the fluoride-free couplings via intramolecular activation,^{11c} vinylation of aryl bromides using an inexpensive vinylpolysiloxane,^{11d} application of (2-pyridyl)allyldimethylsilanes as novel pyridyl transfer,^{11e} and fluoride-free methodologies.^{11f,g} Herein, we report application of various tris(trimethylsilyl)silanes as “masked” substrates for the cross-coupling reactions with aryl halides and alkenyl bromides which occurred under oxidative conditions in the presence of aqueous sodium hydroxide with or without tetrabutylammonium fluoride.

Results and Discussion

The (*E*)-vinyl tris(trimethylsilyl)silanes (TTMS-silanes) **2a,c-f** were prepared by stereoselective radical-mediated silyldesulfonylations^{5a} of the corresponding (*E*)-vinyl sulfones **1** with (TMS)₃SiH (Scheme 1). The cyclohexylidene silane **2g** was similarly prepared. The (*Z*)-vinyl silanes **4a-d** were synthesized in 80-92% yield by the radical hydrosilylation¹² of the corresponding alkynes **3** with (TMS)₃SiH. Attempted hydrosilylation of 1-alkynes **3a-c** with (TMS)₃SiH in the presence of Rh(COD)₂BF₄/PPh₃/NaI or RhCl(PPh₃)₃/NaI catalyst systems¹³ produced *E* isomers **2a-c** in high yields but complete control of stereochemistry was generally difficult since *Z* isomers **4a-c** were also formed (~5-20%). Thus, hydrosilylation of **3b** gave **2b/4b** (*E/Z*, ~9:1) mixture, which was purified to afford **2b** (82%). Isomerization (20 h, 60 °C) of the (*Z*)-silanes **4a** and **4c** with 0.5 equivalent of (TMS)₃SiH in the presence of Rh catalyst¹³ also afforded the (*E*)-silanes **2a** (78%) and **2c** (89%). Prolonged heating (54 h) of **4b** in the presence of (TMS)₃SiH/RhCl(PPh₃)₃/NaI effected quantitative conversion of **4b** into **2b**.

We started by examining different coupling conditions. Thus, attempted coupling of (*Z*)-vinyl silane **4b** with iodobenzene under typical coupling conditions employed for organosilanes⁶ [e.g., TBAF/Pd(0)/THF] yielded the desired product **5b** in less than 5% (Table 1, entry 1). However, we found that fluoride-free treatment of **4b** with H₂O₂/NaOH^{5a} in aqueous THF for 15 min. followed by addition of iodobenzene and Pd(PPh₃)₄ provided (*E/Z*)-**5b** in 61% yield (entry 2). When NaOH was replaced with KOSiMe₃ base¹⁴ the yield did not improve, although the reaction mixture became homogeneous with the combination of KOSiMe₃/H₂O₂ (entry 3). TBAF was found to be an excellent activator under aqueous (H₂O₂/NaOH) and “anhydrous” (H₂O₂/KOSiMe₃) oxidative conditions furnishing coupling product **5b** in 90% and 81% yield, respectively (entries 4 and 5). Both peroxide and base were necessary since only 18% conversion to **5b** was obtained without NaOH or KOSiMe₃ (entry 6) and almost no product was formed without peroxide (entry 7). Other fluoride sources such as NaF and CsF did not show improvement over TBAF (entries 8 and 9). Anhydrous oxidative conditions [*t*-BuOOH/KH/Pd(0)] with or without TBAF did not give satisfactory results (entry 10), although such conditions worked well for the coupling of analogous TTMS-germanes.^{5b} These results indicate that the peroxide and base are necessary for the coupling of TTMS-silanes to occur while fluoride facilitates this conversion (*vide infra* Table 2 and 3 vs Table 4).

The protocols established above (Table 1, entries 2-5) have proven to be general for the coupling of a range of alkenyl, aryl and heterocyclic iodides and bromides with an array of vinyl TTMS-silanes. Thus, treatment of the conjugated silane (*Z*)-**4a** with H₂O₂/H₂O (30%, 3 equiv.) and NaOH (3 equiv.)/H₂O in THF followed by addition of bromobenzene, Pd (PPh₃)₄ and TBAF gave stilbene **5a** (82%, Table 2, entry 1). Analogously, (*Z*)-**4b** coupled with iodobenzene and bromobenzene to give *p*-methylstilbene **5b** in 90% and 86% yield, respectively (entries 3 and 4). Less reactive electrophiles such as chlorobenzene and aryl triflate¹⁵ failed to give the desired coupling products (entries 5 and 6). The substituent on the phenyl ring in (*Z*)-silanes **4a-d** (*p*-MeO, *p*-Me, H, *p*-CF₃) effects coupling reactions with bromobenzene, increasing both the yields (from 70% to 97%) and stereoselectivity outcome (*E/Z* from 55:45 to 9:91) as the substituent changed from an electron-withdrawing group to an electron-donating group (entries 1, 4, 12 and 13). TTMS-silanes also coupled with both π -deficient (entry 2) and electron-rich heterocyclic halides (entry 9) as well as with idonaphthalene (entry 11).

Not only aryl halides but also vinyl halides can be coupled with vinyl TTMS-silanes. Thus, oxidative treatment of (*Z*)-**4b** with β -bromostyrene produced the diene **6b** (72%, entry 7). The aliphatic 1-bromo-2-methyl-1-propene coupled with (*Z*)-**4b** yielding **7b** in high yield and high stereoselectivity (entry 8).

The (*E*)-TTMS-silanes **2a-f** underwent coupling with retention of stereochemistry. Thus, coupling of conjugated silanes **2a-d** with aryl, heterocyclic, and aliphatic bromides or iodides (H₂O₂/NaOH/Pd(0)/TBAF) provided products stereoselectively in good to excellent yields (48-90%, Table 3, entries 1-15). The electron-deficient aryl iodides gave to some extent higher yields than the electron rich aryl iodides in the reactions with silane **2a** (entries 1, 3 and 4).

The nonconjugated (*E*)-vinyl silanes **2e-f** also undergo coupling with iodobenzene and bromobenzene under oxidative conditions in the presence of aqueous NaOH and TBAF to give the desired *E* alkenes **5e-f** (70-85%; entries 16-19). The vinyl silane **2g**, derived from cyclohexanone, successfully coupled with aryl (entries 20 and 21), alkenyl (entry 22) and heterocyclic halides (entry 23) to produce trisubstituted alkenes.

Although TBAF promotes couplings of TTMS-silanes in the presence of H₂O₂/base, we found that fluoride activation of TTMS-silanes was not necessary for the cross-coupling to occur. Thus, oxidative treatment (H₂O₂/NaOH or KOSiMe₃) of the conjugated silane (*E*)-**2a** with bromo- and iodobenzene also produced (*E*)- stilbene (entries 1 and 2, Table 4). Other conjugated and nonconjugated (*E*)- and (*Z*)-silanes coupled with aryl, heterocyclic and aliphatic alkenyl halides (entries 3-12). Again coupling of (*Z*)-silanes occurred with lower stereoselectivity to produce *E/Z* mixture (entries 9-12). It is noteworthy that TBAF containing reactions are, however, generally higher yielding and more stereoselective than the fluoride-free reactions.

The lack of stereoselectivity for the coupling of (*Z*)-silanes probably results from the isomerization of the vinyl siloxane intermediates derived from (*Z*)-TTMS-silanes under the coupling conditions. Isomerization¹⁶ of the products was excluded based on the following experiments: (i) no isomerization of the (*Z*)-stilbene **5a** was observed when (*Z*)-**5a** was refluxed in THF in the presence of H₂O₂/NaOH or TMSOK with or without Pd(0) and/or TBAF, (ii) coupling of the (*Z*)-silane **4b** under typical conditions [H₂O₂/NaOH/Pd(0)/THF/with or without TBAF] with phenyl iodide or bromide in the presence of 0.25 or 1.0 equiv. of the (*Z*)-stilbene **5a** produced product **5b** as the *E/Z* mixture [see Table 2 (entries 3 and 4) and Table 4 (entries 10 and 11)], while isomerization of the (*Z*)-stilbene **5a** into *E* isomer was not observed (GC/MS).

A “side-by-side” comparison of the coupling of (*Z*)-**4b** with 1-iodonaphthalene [1 h (30%, *E/Z* 0:100); 3 h (58%, *E/Z* 3:97)] and 1-bromonaphthalene [1 h (22%, *E/Z* 5:95); 3 h (35%, *E/Z* 13:87)] showed that product **11b** is formed at different pace (Table 2, entry 11). It appears that coupling with the aryl iodides is faster and occurs with a higher degree of stereoretention than with the corresponding aryl bromides (see also Table 2, entry 3 vs. 4; Table 4, entry 10 vs. 11). Longer stirring of the silanes **2** and **4** with H₂O₂/NaOH (45 min. vs. 15 min.) prior to the addition of the aryl halide and the catalyst resulted in no improvement of yield and stereoselectivity.

Denmark and Tymonko have recently utilized substrates bearing two distinct silyl subunits [RSiMe₂OH vs. RSiMe₂Bn], which required complementary activations (TMSOK vs. TBAF), for the construction of unsymmetrical disubstituted 1,4-butadienes.¹⁷ TTMS-silanes can also serve as alternative organosilane substrates in Pd-catalyzed couplings. For example, TTMS-silane **2a** was remained intact under typical conditions employed in the coupling of dimethylsilanols^{14,17} [TMSOK(2 equiv.)/Pd₂(dba)₃/dioxane/r.t./4 h] with more than 95% of **2a** being recovered after 4 h and ~85% after 24 h. This experiment demonstrated that TTMS-silanes could act as masked silanols, which require hydrogen peroxide for initiation.

It is noteworthy that under the oxidative conditions required for coupling of TTMS-silanes, the reductive self-coupling of the halides has not been observed for the fluoride promoted reactions (Table 2 and 3) and was only sporadically observed for the fluoride-free reactions (Table 4, entries 2, 5 and 9; 1-3%, GC-MS). Moreover, byproducts resulting from the oxidative homocoupling¹⁸ of the vinyl silanes **2** and **4** have not been observed. Also, although the oxidative conditions employed for generation of the active organosilane species are similar to the ones used in Tamao-Kumada and Fleming oxidation of silanes to alcohols (including vinyl silanes to aldehydes and ketones), which involve cleavage of the C-Si bond,¹⁹ we did not observe conversion of the vinyl silanes **2** and **4** to the corresponding aldehydes. Apparently, Si-Si bond cleavage takes place chemoselectively with the C-Si bond tolerating the relatively mild oxidative conditions required for coupling.²⁰

We have not yet had the opportunity to systematically investigate the mechanism(s) of the TTMS-silanes Pd-catalyzed coupling but it appears that hydrogen peroxide chemoselectively cleaves^{20b} the Si-Si bond(s) to generate silanol species RSi(OH)_n(SiMe₃)_{3-n} (n = 1, 2, or 3). Subsequently, the silanol(s) are converted by the base to a silanolate anion, which might follow the coupling mechanism suggested by Denmark *et al.* for the organosilanols.¹⁰ Alternatively, TTMS-silanes can be converted by hydrogen peroxide to siloxane species RSi(OSiMe₃)_n(SiMe₃)_{3-n} (n = 1, 2, or 3), that can be further transformed to the reactive pentacoordinate species (hypervalent silicate anion)^{3b,e,10} by fluoride or base.

In order to obtain additional mechanistic insights, we examined the coupling reaction of **2a** with iodobenzene by ²⁹Si NMR. Thus, treatment of **2a** with hydrogen peroxide (THF-*d*₈/NaOH/H₂O) resulted in the appearance of new peaks at 9.82, 7.20 and 5.59 ppm, which are characteristic for the species having oxygen attached to silicon,^{7b,10a, 20a,b,21} with concurrent disappearance of the two distinctive peaks at -85.31 ppm (Si atom attached to *sp*² carbon) and -14.37 ppm (SiMe₃) for the silicon atoms present in substrate **2a**. Addition of Pd catalyst and phenyl iodide to the resulting mixture resulted in the formation of stilbene (*E*)-**5a**. Moreover, when coupling of **4b** with 1-iodonaphthalene under fluoride-free conditions was quenched after 2 h, the corresponding tris(trimethylsiloxy)silyl compound **12** [(4) CH₃C₆H₄CH=CHSi(OSiMe₃)₃] was isolated in 7% yield in addition to product **11b** (12%). The structure of **12** was assigned based on the HRMS and NMR spectra. Subjection of **12** to TBAF promoted coupling with 1-iodonaphthalene producing product **11b** but in low yield (8%; GC/MS).

In summary, we demonstrated that the conjugated and unconjugated vinyl tris(trimethylsilyl) silanes undergo Pd-catalyzed cross-coupling with aryl, heterocyclic and alkenyl iodides and bromides under aqueous oxidative conditions in the presence of sodium hydroxide with or without fluoride activation. Contrary to (*E*)-silanes, which undergo coupling with retention of stereochemistry, coupling of (*Z*)-silanes occurred with lower stereoselectivity giving an *E/Z* mixture of products. The best stereoselectivity was achieved when either aryl iodides or electron-rich TTMS-silanes were used. Under the oxidative coupling conditions neither reductive self-coupling of the halides nor oxidative homocoupling of the vinyl TTMS-silanes were observed. The tris(trimethylsilyl)silanes remained intact under typical basic conditions employed in the coupling of dimethylsilanols, thus making stable and readily accessible vinyl TTMS-silanes alternative substrates ("masked" silanols) for the Hiyama coupling. Hydrogen peroxide presumably chemoselectively cleaves Si–Si bond(s) generating active silanol/siloxane species that undergo coupling in the presence of base.

Experimental Section

¹H (Me₄Si) NMR spectra at 400 or 600 MHz, ¹³C (Me₄Si) at 100.6 MHz, ¹⁹F (CCl₃F) at 376.4 MHz and ²⁹Si (Me₄Si) at 119.2 MHz were determined with solutions in CDCl₃ unless otherwise noted. Mass spectra (MS) were obtained by electron ionization (EI) technique and HRMS were acquired by AP-ESI technique. Reagent grade chemicals were used and solvents were dried by reflux over and distillation from CaH₂ under an argon atmosphere. TLC was performed on Merck kieselgel 60-F₂₅₄ and products were detected with 254 nm light or by development of color with I₂. Merck kieselgel 60 (230-400 mesh) was used for column chromatography. Purity and identity of the products (crude and/or purified) were also established using a GC/MS (EI) system with a HP 5973 mass selective detector [capillary column HP-5MS (30 m × 0.25 mm × 25 μm)]. The vinyl sulfones **1a**,^{5a} **1c**,²² **1e**,^{5a} **1f**,^{5a} **1g**,^{5a} and silanes **2e**,^{5a} **4a**,^{12a} were prepared as reported.

(*E*)-2-(4-Methoxyphenyl)-1-[tris(trimethylsilyl)silyl]ethene (**2c**). Procedure A

Argon was bubbled through a solution of **1c**²² (*E*; 150 mg, 0.55 mmol) in anhydrous benzene (10 mL) for 15 min at ambient temperature. (Me₃Si)₃SiH (0.51 mL, 410 mg, 1.65 mmol) and AIBN (24 mg, 0.14 mmol) were added, and deoxygenation was continued for another 10 min. The resulting solution was refluxed at 85 °C for 4 h [additional AIBN (92 mg, 0.55 mmol) in degassed benzene (2 mL) was injected through a septum via an automatic syringe over the 4 h period or dropwise manually]. The volatiles were evaporated, and the residue was chromatographed in hexane to give **2c** (134 mg, 64%) as a colorless oil: ¹H NMR δ 0.25 (s, 27H), 3.84 (s, 3H), 6.29 (d, *J* = 18.8 Hz, 1H), 6.87 (d, *J* = 18.8 Hz, 1H), 6.89 (d, *J* = 8.8 Hz, 2H), 7.35 (d, *J* = 8.8 Hz, 2H); ¹³C NMR δ 1.0, 55.4, 114.0, 119.6, 127.2, 132.4, 145.0, 159.3; MS (EI) *m/z* 380 (15, M⁺), 174 (100). AP-ESI-HRMS Calcd for C₁₈H₃₆ONaSi₄ (MNa⁺): 403.1735. Found: 403.1739.

Treatment of **4c** (381 mg, 1 mmol) with (Me₃Si)₃SiH (0.15 mL, 124 mg, 0.5 mmol) in the presence of Rh catalyst, as described for **2a** [GC-MS of the crude reaction mixture: **2c/4c** (*E/Z*, 92:8; *t_R* 22.02 min, *Z*, *t_R* 22.34 min, *E*)], gave **2c** (338 mg, 89%).

(*Z*)-2-(4-Methylphenyl)-1-[tris(trimethylsilyl)silyl]ethene (**4b**). Procedure B

(Me₃Si)₃SiH (0.31 mL, 248 mg, 1 mmol) was added in one portion via a syringe to a degassed solution of **3b** (0.13 mL, 116 mg, 1 mmol) in dry benzene (3 mL) at ambient temperature under nitrogen atmosphere. AIBN (83.8 mg, 0.50 mmol) was then added and the resulting solution was heated (oil bath, 85 °C) for 3 h or until the alkyne was consumed (GC). The volatiles were evaporated in vacuo and the oily residue was flash chromatographed (hexane) on silica gel to give **4b** (336 mg, 92%) as a colorless oil: ¹H NMR δ 0.16 (s, 27H), 2.37 (s, 3H), 5.82 (d, *J* =

14.5 Hz, 1H), 7.16 (d, $J = 7.8$ Hz, 2H), 7.22 (d, $J = 7.8$ Hz, 2H), 7.40 (d, $J = 14.5$ Hz, 1H); ^{13}C NMR δ 1.4, 21.3, 123.1, 128.1, 129.0, 137.1, 137.8, 146.6; ^{29}Si NMR δ -88.33 [s, Si(SiMe₃)₃], -11.67 [s, Si(SiMe₃)₃]; GC-MS: (t_{R} 22.12 min) m/z 364 (6, M⁺), 174 (100). HRMS Calcd for C₁₈H₃₆Si₄ (M⁺): 364.1894. Found: 364.1896.

(E)-1,2-Diphenylethene (5a). Procedure C

Solution of NaOH (60 mg, 1.5 mmol) and H₂O₂ (30% solution, 0.15 mL, 1.5 mmol) in deionized H₂O (1.5 mL) were added to a stirred solution of **2a** (175 mg, 0.5 mmol) in THF (15 mL) at ambient temperature. After 15 minutes, iodobenzene (84 μL , 153 mg, 0.75 mmol), Pd(PPh₃)₄ (58 mg, 0.05 mmol) and tetrabutylammonium fluoride (1M/THF, 1.5 mL, 1.5 mmol) were added and the resulting brownish mixture was heated at 55 °C (oil bath) for 10 h. The volatiles were evaporated and the residue was partitioned (H₂O/CHCl₃). The aliquot of the organic layer was subjected to GC-MS and/or ^1H NMR analysis in order to establish the overall stereochemistry. The organic layer was dried (MgSO₄), evaporated and column chromatographed (hexane) to give (*E*)-**5a** (74 mg, 83%) with data identical to commercial sample: GC-MS (t_{R} 17.9 min, *E*) m/z 180 (100, M⁺).

Treatment of **2a** (35 mg, 0.10 mmol) with bromobenzene (16 μL , 23.6 mg, 0.15 mmol) by procedure C gave (*E*)-**5a** (12 mg, 67%).

Analogous treatment of **2a** (35 mg, 0.10 mmol) with iodobenzene (17 μL , 31 mg, 0.15 mmol) by procedure C (without TBAF) gave (*E*)-**5a** (13.5 mg, 75%).

Analogous treatment of **2a** (35 mg, 0.10 mmol) with bromobenzene (16 μL , 23.6 mg, 0.15 mmol) by procedure C (without TBAF) gave (*E*)-**5a** (9 mg, 50%). Also, biphenyl (1%; e.g., 2% consumption of bromobenzene) was detected: GC-MS (t_{R} 11.3 min) m/z 154 (100, M⁺).

Procedure D

KOSiMe₃ (38.5 mg, 0.3 mmol) and H₂O₂ (30% solution, 31 μL , 0.30 mmol) were added to a stirred solution of **2a** (35 mg, 0.10 mmol) in THF (3 mL) at ambient temperature. After 20 minutes, iodobenzene (17 μL , 31 mg, 0.15 mmol) and Pd(PPh₃)₄ (11 mg, 0.01 mmol) were added and the resulting mixture was heated at 55 °C (oil bath) for 10 h. Aqueous work-up and purification as described in procedure C gave (*E*)-**5a** (11 mg, 60%).

(E/Z)-1,2-Diphenylethene (5a)

Treatment of **4a**^{12a} (35 mg, 0.10 mmol) with bromobenzene (16 μL , 23.6 mg, 0.15 mmol) by procedure C gave **5a** (*E/Z*, 40:60; 15 mg, 82%) with data identical to commercial sample: GC-MS (t_{R} 15.1 min, *Z*; t_{R} 17.9 min, *E*) m/z 180 (100, M⁺). HRMS Calcd for C₁₄H₁₃ (MH⁺): 181.1073. Found: 181.1079.

Analogous treatment of **4a** (35 mg, 0.10 mmol) with bromobenzene (16 μL , 23.6 mg, 0.15 mmol) by procedure C (without TBAF) gave **5a** (*E/Z*, 25:75; 10 mg, 55%). Also, biphenyl (3%; e.g. 6% consumption of bromobenzene) was detected (GC-MS).

(E)-1-(4-Methylphenyl)-2-phenylethene (5b)

Treatment of **2b** (36.5 mg, 0.10 mmol) with iodobenzene (17 μL , 31 mg, 0.15 mmol) by procedure C gave (*E*)-**5b** (14 mg, 72%) with data as reported:²³ ^1H NMR δ 2.22 (s, 3H), 6.92 (d, $J = 18.1$ Hz, 1H), 6.98 (d, $J = 18.1$ Hz, 1H), 7.03 (d, $J = 7.9$ Hz, 2H), 7.13 (t, $J = 7.3$ Hz, 1H), 7.22 (t, $J = 7.4$ Hz, 2H), 7.30 (d, $J = 8.1$ Hz, 2H), 7.39 (d, $J = 7.9$ Hz, 2H), GC-MS (t_{R} 19.6 min) m/z 194 (100, M⁺).

(E/Z)-1-(4-Methylphenyl)-2-phenylethene (5b)

Treatment of **4b** (364 mg, 1.0 mmol) with iodobenzene (0.17 mL, 306 mg, 1.5 mmol) by procedure C gave **5b**^{23b} (*E/Z*, 3:97; 175 mg, 90%): GC-MS (t_R 16.8 min, *Z*; t_R 19.6 min, *E*) m/z 194 (100, M^+). HRMS Calcd for $C_{15}H_{15}$ (MH^+): 195.1174. Found: 195.1179. (*Z*)-**5b** had: 1H NMR δ 2.20 (s, 3H), 6.43 (s, 2H), 6.92 (d, $J = 7.9$ Hz, 2H), 7.03 (d, $J = 7.9$ Hz, 2H), 7.11-7.20 (m, 5H).

Treatment of **4b** (36.5 mg, 0.10 mmol) with bromobenzene (16 μ L, 23.6 mg, 0.15 mmol) by procedure C gave **5b** (*E/Z*, 30:70; 17 mg, 86%).

Analogous treatment of **4b** (36.5 mg, 0.10 mmol) with iodobenzene (17 μ L, 31 mg, 0.15 mmol) by procedure C (without TBAF) gave **5b** (*E/Z*, 15:85; 12 mg, 61%). Identical coupling with bromobenzene (0.15 mmol) gave **5b** (*E/Z*, 20:80; 8 mg, 40%).

Treatment of **4b** (36.5 mg, 0.10 mmol) with iodobenzene (17 μ L, 31 mg, 0.15 mmol) by procedure D gave **5b** (*E/Z*, 25:75; 11.6 mg, 60%). Identical coupling with bromobenzene (0.15 mmol) gave **5b** (*E/Z*, 10:90; 9 mg, 48%).

Analogous treatment of **4b** (36.5 mg, 0.10 mmol) with iodobenzene (17 μ L, 31 mg, 0.15 mmol) by procedure D [with addition of TBAF (0.3 mmol) as described in procedure C] gave **5b** (*E/Z*, 2:98; 15.7 mg, 81%).

Analogous treatment of **4b** (36.5 mg, 0.10 mmol) with iodobenzene by procedure C [using aqueous NaF (12.6 mg, 0.3 mmol) instead of TBAF] gave **5b** (*E/Z*, 40:60; 11.6 mg, 60%).

Analogous treatment of **4b** (36.5 mg, 0.10 mmol) with iodobenzene by procedure C [using $Pd_2(dba)_3$ (9.2 mg, 0.01 mmol) instead of $Pd(PPh_3)_4$ and without addition of TBAF] gave **5b** (*E/Z*, 25:75; 10 mg, 52%).

(Z)-2-(4-Methylphenyl)-1-[tris(trimethylsiloxy)silyl]ethene (12)

Treatment of **4b** (50 mg, 0.14 mmol) with 1-iodonaphthalene (22 μ L, 35 mg, 0.14 mmol) by procedure C [without TBAF, 2 h, NaOH (5 equiv.)] and column chromatography (hexane) gave **12** (4 mg, 7%) and **11b** (*E/Z*, 7:93; 4 mg, 12%). Compound **12** had: 1H NMR δ 0.07 (br s, 27H), 2.36 (s, 3H), 5.50 (d, $J = 15.5$ Hz, 1H), 7.12 (d, $J = 7.9$ Hz, 2H), 7.21 (d, $J = 15.5$ Hz, 1H) 7.44 (d, $J = 8.0$ Hz, 2H); GC-MS (t_R 17.60 min) m/z 412 (6, M^+), 175 (100); HRMS Calcd for $C_{18}H_{37}O_3Si_4$ (MH^+): 413.1814. Found: 413.1823.

Supplementary Material

Refer to Web version on PubMed Central for supplementary material.

Acknowledgments

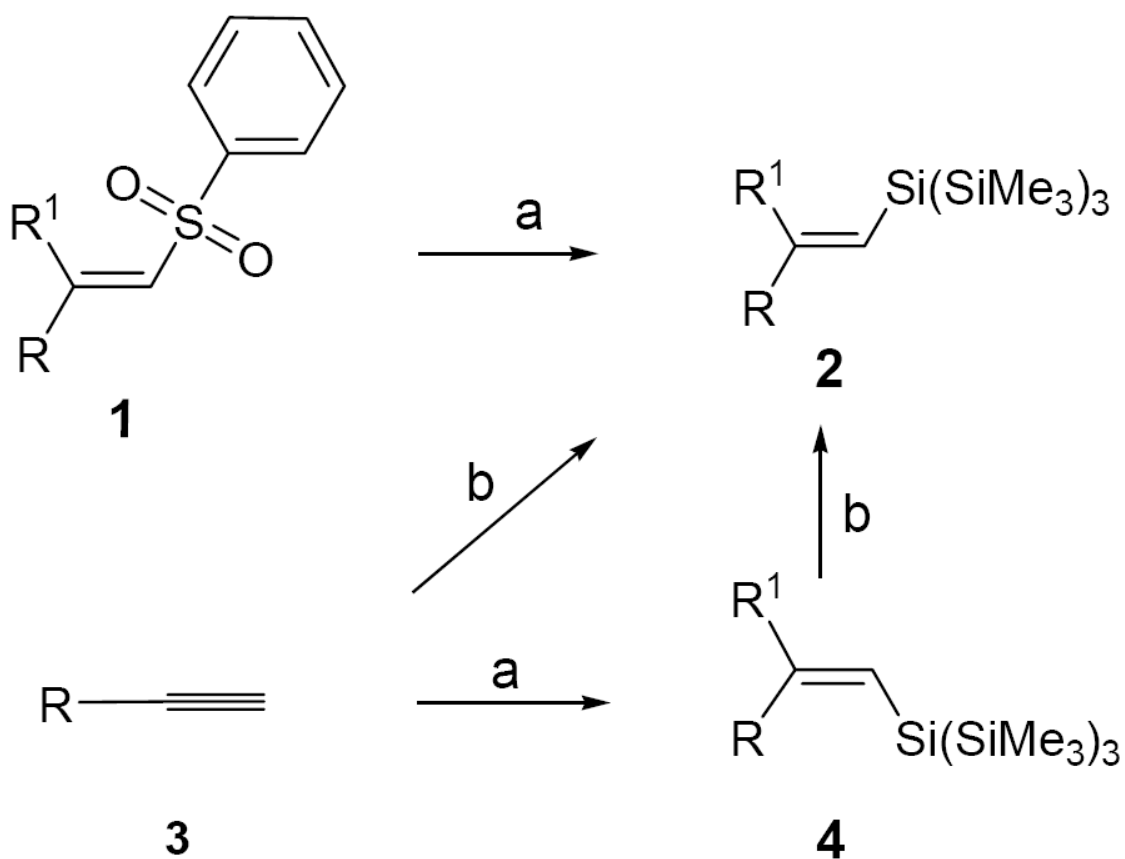
We thank NIH/NIGMS program (S06GM08205) for supporting this research. LM and DD were sponsored by the MBRS RISE program (NIH/NIGMS; R25 GM61347). The support of US ARO (W911NF-04-1-0022) for the purchase of 600 MHz NMR spectrometer is deeply acknowledged. We thank Dr. Donald V. Eldred (Dow Corning Co., Midland, MI) and Dr. Vered Marks (FIU) for assistance with ^{29}Si NMR and Myron Georgiadis from the Advanced Mass Spectrometry Facility at FIU for his assistance with GC/MS.

References

1. Diederich, F.; Stang, P.J., editors. *Metal-Catalyzed Cross-Coupling Reactions*. Wiley-VCH; Weinheim: 1998. Miyaura, N., editor. *Top Curr Chem Cross coupling reactions*. Springer-Verlag; Heidelberg: 2002. Meijere, A.; Diederich, F., editors. *Metal-Catalyzed Cross-Coupling Reactions*. Vol. Second. Wiley-VCH; Weinheim, Germany: 2004.

2. Stille JK. *Angew Chem Int Ed Engl* 1986;25:508–524. (b) Fugami K, Kosugi M. *Top Curr Chem* 2002;219:87–130. (c) Mitchell TN. Chapter 3:125–164.in Ref. 1(c): (d) Espinet P, Echavarren AM. *Angew Chem Int Ed* 2004;43:4704–4734. (e) Powell DA, Maki T, Fu GC. *J Am Chem Soc* 2005;127:510–511. [PubMed: 15643860] (f) Echavarren AM. *Angew Chem Int Ed* 2005;44:3962–3965.
3. (a) Hiyama T. Chapter 10:421–454.in Ref. 1(a): (b) Hiyama T, Shirakawa E. *Top Curr Chem* 2002;219:61–85. (c) Denmark SE, Ober MH. *Aldrichimica Acta* 2003;36:75–85. (d) Denmark SE, Sweis RF. Chapter 4:163–216.in Ref. 1(c): (e) Mowery ME, DeShong P. *J Org Chem* 1999;64:1684–1688. [PubMed: 11674236] (f) Denmark SE, Neuville L, Christy MEL, Tymonko SA. *J Org Chem* 2006;71:8500–8509. [PubMed: 17064026]
4. (a) Kosugi M, Tanji T, Tanaka Y, Yoshida A, Fugami K, Kameyama M, Migita T. *J Organometal Chem* 1996;508:255–257. (b) Faller JW, Kultyshev RG. *Organometallics* 2002;21:5911–5918. (c) Nakamura T, Kinoshita H, Shinokubo H, Oshima K. *Org Lett* 2002;4:3165–3167. [PubMed: 12201743] (d) Faller JW, Kultyshev RG, Parr J. *Tetrahedron Lett* 2003;44:451–453. (e) Enokido T, Fugami K, Endo M, Kameyama M, Kosugi M. *Adv Synth Catal* 2004;346:1685–1688.
5. (a) Wnuk SF, Garcia PI Jr, Wang Z. *Org Lett* 2004;6:2047–2049. [PubMed: 15176815] (b) Wang Z, Wnuk SF. *J Org Chem* 2005;70:3281–3284. [PubMed: 15822995] (c) Wang Z, Gonzalez A, Wnuk SF. *Tetrahedron Lett* 2005;46:5313–5316.
6. (a) Hatanaka Y, Hiyama T. *J Org Chem* 1988;53:920–923. (b) Hiyama T, Hatanaka Y. *Pure Appl Chem* 1994;66:1471–1478.
7. (a) Denmark SE, Choi JY. *J Am Chem Soc* 1999;121:5821–5822. (b) Denmark SE, Wehrli D, Choi JY. *Org Lett* 2000;2:2491–2494. [PubMed: 10956529]
8. (a) Denmark SE, Wehrli D. *Org Lett* 2000;2:565–568. [PubMed: 10814378] (b) Denmark SE, Sweis RF. *Org Lett* 2002;4:3771–3774. [PubMed: 12375940] (c) Denmark SE, Sweis RF. *Acc Chem Res* 2002;35:835–846. [PubMed: 12379136]
9. Hirabayashi K, Mori A, Kawashima J, Suguro M, Nishihara Y, Hiyama T. *J Org Chem* 2000;65:5342–5349. [PubMed: 10993364]
10. (a) Denmark SE, Sweis RF, Wehrli D. *J Am Chem Soc* 2004;126:4865–4875. [PubMed: 15080691] (b) Denmark SE, Sweis RF. *J Am Chem Soc* 2004;126:4876–4882. [PubMed: 15080692] (c) Denmark SE, Baird JD. *Chem Eur J* 2006;12:4954–4963.
11. (a) Sahoo AK, Oda T, Nakao Y, Hiyama T. *Adv Synth Catal* 2004;346:1715–1727. (b) Wolf C, Lerebours R. *Org Lett* 2004;6:1147–1150. [PubMed: 15040744] (c) Nakao Y, Imanaka H, Sahoo AK, Yada A, Hiyama T. *J Am Chem Soc* 2005;127:6952–6953. [PubMed: 15884929] (d) Denmark SE, Butler CR. *Org Lett* 2006;8:63–66. [PubMed: 16381568] (e) Nokami T, Tomida Y, Kamei T, Itami K, Yoshida J-I. *Org Lett* 2006;8:729–731. [PubMed: 16468753] (f) Alacid E, Najera C. *Adv Synth Catal* 2006;348:945–952. (g) Shi S, Zhang Y. *J Org Chem* 2007;72:5927–5930. [PubMed: 17585827]
12. (a) Kopping B, Chatgililoglu C, Zehnder M, Giese B. *J Org Chem* 1992;57:3994–4000. 4000 For Lewis-acid controlled regioselective hydrosilylation of propiolate ester with (TMS)₃SiH see: (b) Liu Y, Yamazaki S, Yamabe S. *J Org Chem* 2005;70:556–561.561 [PubMed: 15651801]
13. (a) Takeuchi R, Nitta S, Watanabe D. *J Org Chem* 1995;60:3045–3051. (b) Mori A, Takahisa E, Nishihara Y, Hiyama T. *Can J Chem* 2001;79:1522–1524. (c) Mori A, Takahisa E, Yamamura Y, Kato T, Mudalige AP, Kajiro H, Hirabayashi K, Nishihara Y, Hiyama T. *Organometallics* 2004;23:1755–1765.
14. (a) Denmark SE, Sweis RF. *J Am Chem Soc* 2001;123:6439–6440. [PubMed: 11427080] (b) Denmark SE, Tymonko SA. *J Org Chem* 2003;68:9151–9154. [PubMed: 14604401]
15. For a review on Pd-catalyzed coupling reactions of aryl chlorides, see: (a) Littke AF, Fu GC. *Angew Chem Int Ed Engl* 2002;41:4176–4211.4211 [PubMed: 12434342] (b) Faller, et al. reported^{4d} that arylalkynyl oxagermatranes underwent coupling with aryl chlorides and triflates; substrates not normally successful under the conventional Sonogashira coupling reaction conditions
16. Methods for isomerization of *cis* alkenes into *trans* isomers usually involve radical or photochemical processes. For (*Z*)- to (*E*)-alkene isomerization in the presence of BzOOBz/NBS/AIBN see: Baag MM, Kar A, Argade NP. *Tetrahedron* 2003;59:6489–6492.6492 For the Pd(II)-catalyzed isomerization of *cis*-arylalkenes see: Yu J, Gaunt MJ, Spencer JB. *J Org Chem* 2002;67:4627–4629.4629 [PubMed: 12076172]

17. Denmark SE, Tymonko SA. *J Am Chem Soc* 2005;127:8004–8005. [PubMed: 15926811]
18. (a) Babudri F, Cicciolessere AR, Farinola GM, Fiandanese V, Marchese G, Musio R, Naso F, Sciacovelli O. *J Org Chem* 1997;62:3291–3298. [PubMed: 11671716] (b) Yoshida H, Yamaro Y, Ohshita J, Kunai A. *Chem Commun* 2003:1510–1511. (c) Itami K, Ushioji Y, Nokami T, Ohashi Y, Yoshida J-I. *Org Lett* 2004;6:3695–3698. [PubMed: 15469326]
19. Joens GR, Landais Y. *Tetrahedron* 1996;52:7599–7662.
20. For the cleavage of the Si-Si σ -bond which are known to have low oxidation potentials (with bond dissociation energies 332 kJ/mol vs. 394 kJ/mol for C-Si bond^{19d}) see: (a) Naka A, Yoshida K, Ishikawa M, Miyahara I, Hirotsu K, Cha S-H, Lee KK, Kwak Y-W. *Organometallics* 2001;20:1204–1209.1209 (with O₂/AIBN or *m*-CPBA). (b) Ackerhans C, Roesky HW, Labahan T, Magull J. *Organometallics* 2002;21:3671–3674.3674 (with H₂O₂/H₂O). (c) Mochida K, Shimizu H, Kugita T, Nanjo M. *J Organomet Chem* 2003;673:84–94.94 (with tetracyanoethylene). (d) Becerra R, Walsh R. *The Chemistry of Organic Silicon Compounds* Rappoport Z, Apeloig Y. John Wiley Chichester, U.K.1998;Chapter 4, Vol. 2(Part 1):153–180.180
21. Williams, EA. *The Chemistry of Organic Silicon Compounds*. Patai, S.; Rappoport, Z., editors. Vol. Chapter 8, Vol. 1. John Wiley; New York: 1989. p. 511-544. Takeuchi, Y.; Takayama, T. *The Chemistry of Organic Silicon Compounds*. Rappoport, Z.; Apeloig, Y., editors. Vol. Chapter 6, Vol. 2. John Wiley; Chichester, U.K.: 1998. p. 267-354.
22. Lee JW, Oh DY. *Synth Commun* 1989;19:2209–2212.
23. (a) Arvela R, Leadbeater N. *J Org Chem* 2005;70:1786–1790. [PubMed: 15730302] (b) Lawrence NJ, Muhammad F. *Tetrahedron* 1998;54:15361–15370.



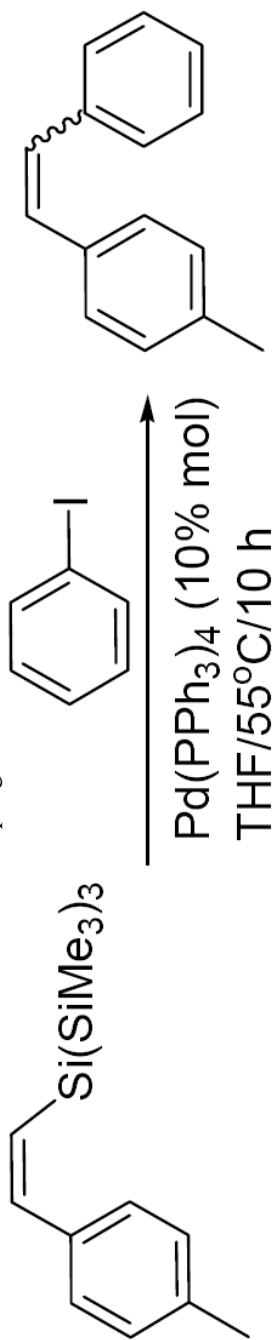
Series: **a** R = Ph, R¹ = H
b R = (4)CH₃Ph, R¹ = H
c R = (4)CH₃OPh, R¹ = H
d R = (4)CF₃Ph, R¹ = H
e R = PhCH₂CH₂, R¹ = H
f R = C₆H₁₃, R¹ = H
g R = R¹ = -(CH₂)₅-

Scheme 1. Stereoselective synthesis of (*E*)- and (*Z*)-vinyl tris(trimethylsilyl)silanes (2 and 4)^a

^a Reagents and conditions: (a) (Me₃Si)₃SiH/AIBN/toluene or benzene (85 °C; oil-bath); (b) (Me₃Si)₃SiH/RhCl(PPh₃)₃ or Rh(COD)₂BF₄/PPh₃/NaI/neat/Δ.

Table 1

Effect of Reaction Parameters on the Cross-Coupling of TTMS-Silanes



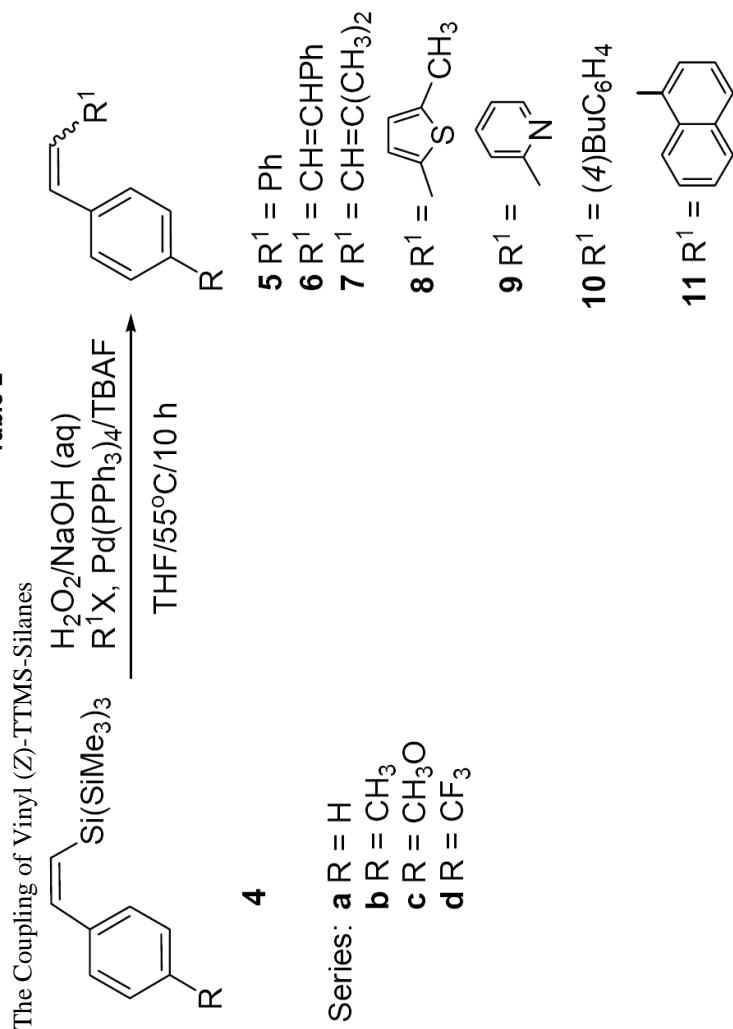
| entry | peroxide | base | fluoride | yield ^d (%) | <i>E/Z</i> ^b |
|-------|-------------------------------|----------------------------------|-------------------|------------------------|-------------------------|
| 1 | none | none | TBAF | <5 ^c | 5/95 |
| 2 | H ₂ O ₂ | NaOH | none | 61 ^{d,e,f} | 15/85 |
| 3 | H ₂ O ₂ | KOSiMe ₃ | none | 60 | 25/75 |
| 4 | H ₂ O ₂ | NaOH | TBAF | 90 | 3/97 |
| 5 | H ₂ O ₂ | KOSiMe ₃ | TBAF | 81 | 2/98 |
| 6 | H ₂ O ₂ | none | TBAF | 18 ^c | 67/33 |
| 7 | none | KOSiMe ₃ ^g | TBAF | <2 ^c | n/a |
| 8 | H ₂ O ₂ | NaOH | NaF | 60 | 40/60 |
| 9 | H ₂ O ₂ | NaOH | CsF | 12 ^c | 60/40 |
| 10 | <i>t</i> -BuOOH | KH | none ^h | 15 ^c | 75/25 |

^a Isolated yields (combined for both isomers of **5b**). Couplings were performed on 0.1 mmol scale of silane (0.03 mM).^b Determined by GC-MS [with internal standard of (*E*)- and (*Z*)-stilbenes] and/or ¹H NMR of the crude reaction mixture.^c Based on GC-MS.^d Pd₂(dba)₃ also gave **5b** (52%; *E/Z*, 25:75).^e Attempted couplings with H₂O₂ (without NaOH) or with NaOH (without H₂O₂) failed to give **5b**.^f Coupling with bromobenzene instead of iodobenzene gave **5b** (40%; *E/Z*, 20:80).

^gReaction with NaOH instead of KOSiMe₃ was also unsuccessful.

^hCoupling in the presence of TBAF gave **5b** in ~2% yield.

Table 2



| entry | silane | R ¹ X | product | yield ^d (%) | E/Z ^b |
|-------|--------|--|---------|------------------------|--------------------|
| 1 | 4a | PhBr | 5a | 82 | 40/60 |
| 2 | 4a | 2-iodopyridine | 9a | 60 | 2/98 |
| 3 | 4b | PhI | 5b | 90 | 3/97 |
| 4 | 4b | PhBr | 5b | 86 | 30/70 |
| 5 | 4b | PhCl | 5b | <5 ^c | n/a |
| 6 | 4b | PhOTf | 5b | <5 ^c | n/a |
| 7 | 4b | PhCH=CHBr ^d | 6b | 72 | 44/56 ^e |
| 8 | 4b | (CH ₃) ₂ C=CHBr | 7b | 87 | 4/96 |
| 9 | 4b | iodothiophene ^f | 8b | 75 | 15/85 |
| 10 | 4b | (4)BuPhI | 10b | 61 | 24/76 |

| entry | silane | R ¹ X | product | yield ^c (%) | E/Z ^b |
|-------|-----------|--------------------------------|------------|------------------------|------------------|
| 11 | 4b | 1-iodonaphthalene ^g | 11b | 73 | 15/85 |
| 12 | 4c | PhBr | 5c | 97 | 9/91 |
| 13 | 4d | PhBr | 5d | 70 | 55/45 |

^a Isolated yields (combined for the *E/Z* isomers). Couplings were performed on 0.1-1.0 mmol scale of silanes (0.03 mM), Pd(PPh₃)₄ (10% mol).

^b Determined by GC-MS and/or ¹H NMR of the crude reaction mixture.

^c GC-MS.

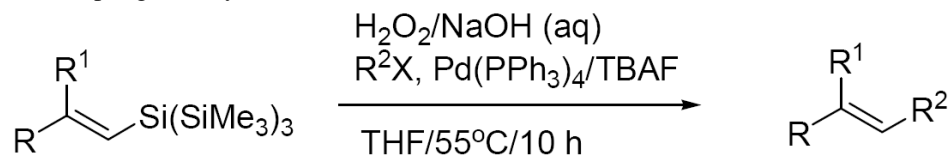
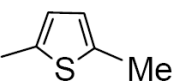

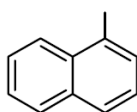
^d *E/Z* = 88:12.

^e 1*E*:3*E*/1*Z*:3*E*.

^f 2-Iodo- 5-methylthiophene.

^g Coupling with 1-bromonaphthalene gave **11b** (51%, *E/Z* = 27:73).

Table 3

The Coupling of Vinyl (*E*)-TTMS-Silanes**2**Series: **a** R = Ph, R¹ = H**b** R = (4)CH₃Ph, R¹ = H**c** R = (4)CH₃OPh, R¹ = H**d** R = (4)CF₃Ph, R¹ = H**e** R = PhCH₂CH₂, R¹ = H**f** R = C₆H₁₃, R¹ = H**g** R = R¹ = -(CH₂)₅-**5** R² = Ph**6** R² = CH=CHPh**7** R² = CH=C(CH₃)₂**8** R² = **9** R² = **10** R² = (4)BuC₆H₄**11** R² = 

| entry | silane | R ² X | product ^a (<i>E</i>) | yield ^b (%) |
|-------|--------|--|-----------------------------------|------------------------|
| 1 | 2a | PhI | 5a | 83 |
| 2 | 2a | PhBr | 5a | 67 |
| 3 | 2a | (4)CH ₃ OPhI | 5c | 79 |
| 4 | 2a | (4)CF ₃ PhI | 5d | 90 |
| 5 | 2a | (CH ₃) ₂ C=CHBr | 7a | 85 |
| 6 | 2a | iodothiophene ^c | 8a | 58 |
| 7 | 2a | 2-iodopyridine | 9a | 70 |
| 8 | 2b | PhI | 5b | 72 |
| 9 | 2b | iodothiophene ^c | 8b | 66 |
| 10 | 2b | (4)BuPhI | 10b | 59 |
| 11 | 2b | 1-bromonaphthalene | 11b | 48 |
| 12 | 2b | 1-iodonaphthalene | 11b | 70 |
| 13 | 2c | PhBr | 5c | 63 |
| 14 | 2c | PhCH=CHBr ^d | 6c ^e | 60 |
| 15 | 2d | PhBr | 5d | 86 |
| 16 | 2e | PhI | 5e | 85 |
| 17 | 2e | PhBr | 5e | 72 |
| 18 | 2f | PhI | 5f | 70 |
| 19 | 2f | PhBr | 5f | 78 |
| 20 | 2g | PhI | 5g | 84 |
| 21 | 2g | PhBr | 5g | 65 |

| entry | silane | R ² X | product ^a (<i>E</i>) | yield ^b (%) |
|-------|-----------|--|-----------------------------------|------------------------|
| 22 | 2g | (CH ₃) ₂ C=CHBr | 7g | 50 |
| 23 | 2g | iodothiophene ^c | 8g | 83 |

^aOnly *E*-isomers were detected (¹H NMR, GC-MS) except for the **g** series where stereochemistry is not relevant. Couplings were performed on 0.1-0.5 mmol scale of silanes (0.03 mM). Pd(PPh₃)₄ (10% mol).

^bIsolated yields.

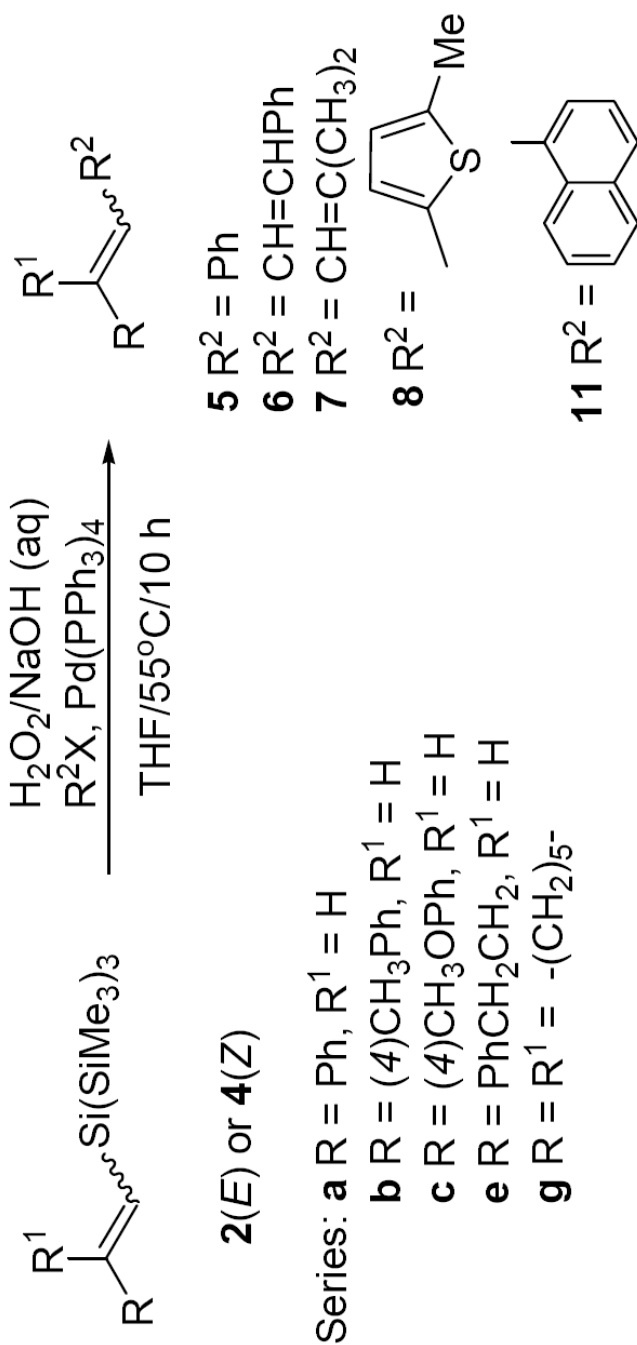
^c2-Iodo-5-methylthiophene.

^d*E/Z* = 88:12.

^e₁*E/3E*.

Table 4

Fluoride-Free Coupling of the Vinyl TMS-Silanes



| entry | silane | R ¹ X | product | Yield ^a (%) | E/Z ^b |
|-------|-----------|--|------------|------------------------|--------------------|
| 1 | 2a | PhI | 5a | 75 ^c | 100/0 |
| 2 | 2a | PhBr | 5a | 50 | 100/0 |
| 3 | 2b | iodothiophene ^d | 8b | 52 | 100/0 |
| 4 | 2b | 1-iodonaphthalene | 11b | 46 | 100/0 |
| 5 | 2c | PhCH=CHBr ^e | 6c | 45 | 100/0 ^f |
| 6 | 2e | PhI | 5e | 56 | 100/0 |
| 7 | 2g | PhI | 5g | 65 | n/a |
| 8 | 2g | (CH ₃) ₂ C=CHBr | 7g | 42 | n/a |
| 9 | 4a | PhBr | 5a | 55 | 25/75 |
| 10 | 4b | PhI | 5b | 61 ^g | 15/85 |
| 11 | 4b | PhBr | 5b | 40 ^h | 20/80 |
| 12 | 4b | 1-bromonaphthalene | 11b | 30 | 17/83 |

| entry | silane | R ¹ X | product | Yield ^a (%) | E/Z ^b |
|--------------|---|------------------|---------|------------------------|------------------|
| ^a | Isolated yields. Couplings were performed on 0.1 mmol scale of silanes (0.03 mM), Pd(PPh ₃) ₄ (10% mol). | | | | |
| ^b | Determined by ¹ H NMR and/or GC-MS of the crude reaction mixture. | | | | |
| ^c | With KOSiMe ₃ instead of NaOH yield was 60% (E/Z, 100:0). | | | | |
| ^d | 2-Iodo-5-methylthiophene. | | | | |
| ^e | E/Z, 88:12. | | | | |
| ^f | Only E,E isomer was observed. | | | | |
| ^g | With KOSiMe ₃ instead of NaOH yield was 60% (E/Z, 25:75). | | | | |
| ^h | With KOSiMe ₃ instead of NaOH yield was 48% (E/Z, 10:90). | | | | |