



Published in final edited form as:

J Am Chem Soc. 2009 February 25; 131(7): 2547–2560. doi:10.1021/ja805843n.

A Hierarchy of Homodesmotic Reactions for Thermochemistry

Steven E. Wheeler^{§,a}, Kendall N. Houk^{§,b}, Paul v. R. Schleyer[‡], and Wesley D. Allen^{‡,c}

[§]Department of Chemistry and Biochemistry, University of California, Los Angeles, CA 90095

[‡]Center for Computational Chemistry and Department of Chemistry, University of Georgia, Athens, GA 30602

Abstract

Chemical equations that balance bond types and atom hybridization to different degrees are often used in computational thermochemistry, for example, to increase accuracy when lower levels of theory are employed. We expose the widespread confusion over such classes of equations and demonstrate that the two most widely used definitions of “homodesmotic” reactions are not equivalent. New definitions are introduced and a consistent hierarchy of reaction classes (RC1 – RC5) for hydrocarbons is constructed: isogyric (RC1) \supseteq isodesmic (RC2) \supseteq hypohomodesmotic (RC3) \supseteq homodesmotic (RC4) \supseteq hyperhomodesmotic (RC5). Each of these successively conserves larger molecular fragments. The concept of isodesmic bond separation reactions is generalized to all classes in this hierarchy, providing a unique sectioning of a given molecule for each reaction type. Several *ab initio* and density functional methods are applied to the bond separation reactions of 38 hydrocarbons containing five or six carbon atoms. RC4 and RC5 reactions provide bond separation enthalpies with errors consistently less than 0.4 kcal mol⁻¹ across a wide range of theoretical levels, performing significantly better than the other reaction types and far superior to atomization routes. Our recommended bond separation reactions were demonstrated by determining the enthalpies of formation (at 298 K) of 1,3,5-hexatriyne (163.7 ± 0.4 kcal mol⁻¹), 1,3,5,7-octatetrayne (217.6 ± 0.6 kcal mol⁻¹), the larger polyynes C₁₀H₂ through C₂₆H₂, and an infinite acetylenic carbon chain.

I. Introduction

In 1970, Pople and co-workers introduced “isodesmic” reactions in order to predict thermochemistry at low levels of electronic structure theory.^{1–3} Such transformations balance the number of bonds of each type (*e.g.*, C–C single, double, and triple). At that time the only generally feasible *ab initio* computations were Hartree-Fock applications with small basis sets. Zero-point and thermal energies were not available, as vibrational frequencies could not be computed. Since then, other types of chemical equations have been constructed to improve the accuracy of thermochemical computations. A widely used class of balanced reactions is designated “homodesmotic”.^{4–6} Unfortunately, the two common definitions of this term are not consistent, and their misuse is common in the literature. Because basic chemical concepts surrender much of their utility when applied inconsistently, uniform definitions of reaction classes are essential.

The various types of balanced reactions are intertwined with group additivity schemes for hydrocarbon thermochemistry.^{7–13} In the extensive group increment scheme developed and refined by Benson,^{10,11} enthalpies of formation (or other thermodynamic quantities) are

Correspondence to: Steven E. Wheeler; Kendall N. Houk; Wesley D. Allen.

^aElectronic mail: swheele2@chem.ucla.edu

^bElectronic mail: houk@chem.ucla.edu

^cElectronic mail: wdallen@uga.edu

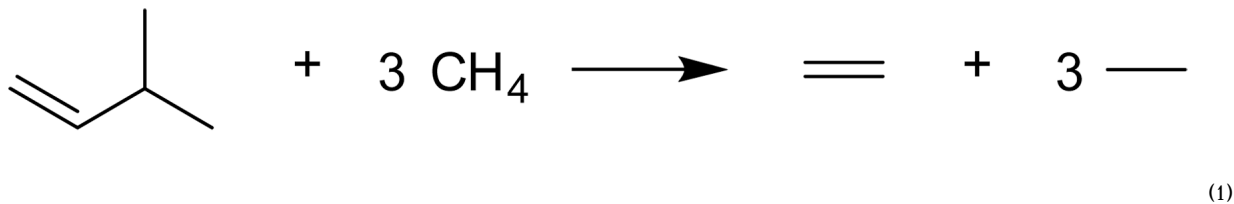
approximated by summing contributions from “groups.” These groups, like C, CH, CH₂ and CH₃ for hydrocarbons, consist of a polyvalent atom and selected neighboring atoms, and account for the surrounding environment.¹¹ While the groups utilized in such additivity schemes are not generally the same as those preserved in balanced reactions, both underlying philosophies build on the additivity of energetic interactions in what are regarded as “non-strained” hydrocarbons.¹⁴

In contrast to using error-canceling transformations for predicting thermochemistry,³ much recent work^{15–20} seeks to compute enthalpies of formation to “subchemical accuracy” (near 0.1 kcal mol⁻¹) directly. This approach favors the use of atomization reactions in order to minimize the reference set for which enthalpies of formation ($\Delta_f H_f^\circ$) must be known very precisely. However, atomization schemes demand rigorous accounting of the homolytic cleavage of all bonds simultaneously, a notorious problem requiring exceptionally high levels of theory. To approach subchemical accuracy in this manner generally requires complete basis set extrapolations of high-order coupled cluster theory with at least a perturbative correction for quadruple excitations [CCSDT(Q)] and auxiliary terms for core correlation, post-Born-Oppenheimer effects, special relativity, and the anharmonicity of zero-point vibrations. Moreover, even at such high levels of theory, errors are proportional to system size; hence, subchemical accuracy is not achievable for larger molecules via current atomization schemes. This realization has recently led the developers of the HEAT (High-accuracy Extrapolated *Ab initio* Thermochemistry) protocol to consider balanced reaction schemes for determining enthalpies of formation.²⁰

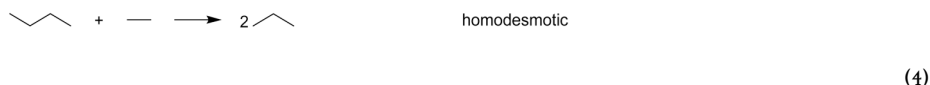
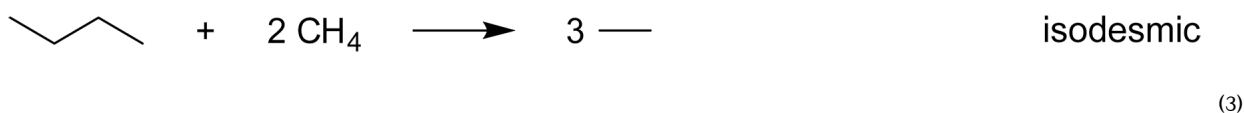
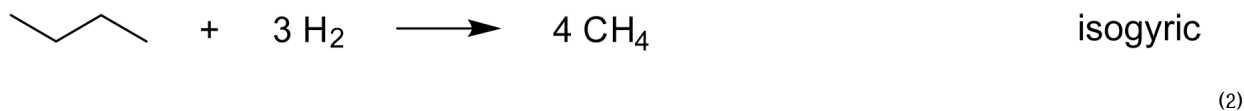
The present paper is concerned with the construction of a consistent hierarchy of chemical equations, from isogyric to hyperhomodesmotic, and with the performance in computing thermochemical quantities at each level. A third concern is not investigated here, namely the quantification of many virtual (not directly measurable) chemical concepts such as π -conjugation, hyperconjugation, ring strain, and aromaticity. Quantifying these effects depends critically on the scheme for partitioning the total molecular energy, as well as the choice of reference compounds and of defining equations. Basing analyses of these virtual concepts on different types of reactions can yield disturbing, seemingly inconsistent results.²¹ We reserve further investigation of this issue for subsequent research.

II. Existing Homodesmotic Definitions

The current hierarchy of reaction types preserves energetic interactions in reactants and products to varying extents. Isogyric reactions³ are those in which the total number of electron pairs is conserved. For hydrocarbons, the subset of isogyric reactions in which the number of C–C bonds of a given formal type (single, double, and triple) is conserved was defined as isodesmic (from Greek, *desmos* = bond) by Pople and co-workers^{1–3} in 1970. Isodesmic transformations include “bond separation reactions”, a term for reactions in which each bond between non-hydrogen atoms is separated into the simplest two-heavy-atom fragments with the same formal bond types.³ For example, the isodesmic bond-separation reaction for 3-methyl-1-butene is given by eq (1), where one C–C double bond and three C–C single bonds are on each side.

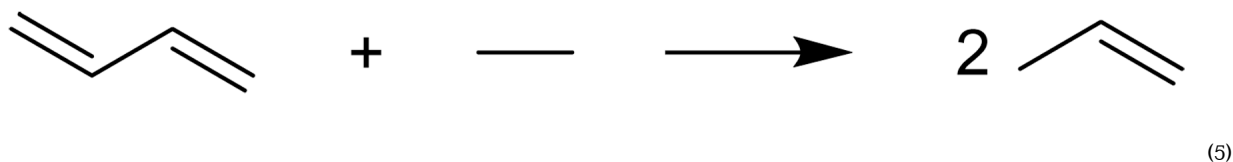


Homodesmotic reactions (with “equal bonds”) were first constructed by George, Trachtman, Bock, and Brett (GTBB)⁴ to provide a greater balance of bond types than isodesmic transformations. The initial definition (HD1) of homodesmotic reactions set forth the following criteria: (a) *equal numbers of carbon atoms in their various states of hybridization in reactants and products*, and (b) *a matching of carbon-hydrogen bonds in terms of the number of hydrogen atoms joined to individual carbon atoms in reactants and products*. To clarify this concept, the simplest isogyric, isodesmic, and homodesmotic reactions for the decomposition of butane are:



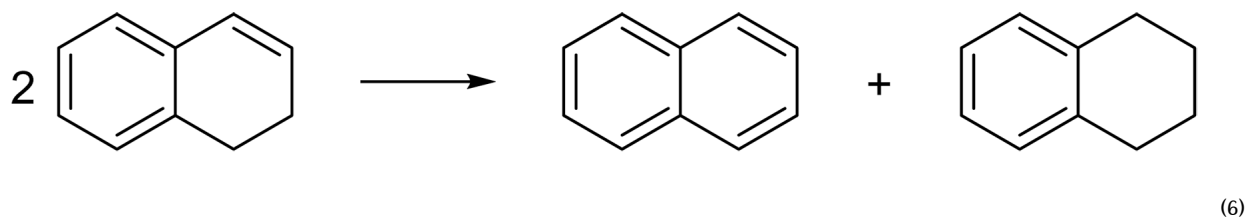
In a largely overlooked *Note added in proof*, GTBB⁴ pointed out that HD1 is not applicable to systems containing combinations of sp , sp^2 , and sp^3 atoms, promising²² a refined definition in a subsequent (though unspecified) paper. The following year, the same authors⁵ presented homodesmotic reactions as a means of evaluating ring strain in cyclic hydrocarbons. They retained HD1 and went on to assert that this definition “implies that there are equal numbers of each type of C–C bond (sp^3 – sp^3 , sp^2 – sp^3 , *etc.*) and that the various types of C–H bonds (H – C_{sp^3} , H – C_{sp^2} , *etc.*) are matched as closely as possible.” In light of the earlier *Note Added in Proof*,⁴ the word “implies” was probably intended only for the specific hydrocarbon reactions under investigation. This alternative description of homodesmotic transformations was refined in a subsequent publication by George and co-workers⁶ to yield new defining conditions (HD2) for a homodesmotic reaction: (a) *equal numbers of each type of carbon-carbon bond [C_{sp^3} – C_{sp^3} , C_{sp^2} – C_{sp^3} , C_{sp^2} – C_{sp^2} , $C_{sp^2}=C_{sp^2}$ *etc.*] in reactants and products*, and (b) *equal numbers of each type of carbon atom (sp^3 , sp^2 , sp) with zero, one, two, and three hydrogens attached in reactants and products*.

Unfortunately, definitions HD1 and HD2 have been mistakenly perceived as equivalent for general hydrocarbon reactions. IUPAC officially sanctions HD1.²³ A simple transformation proving that HD1 does not imply HD2 is



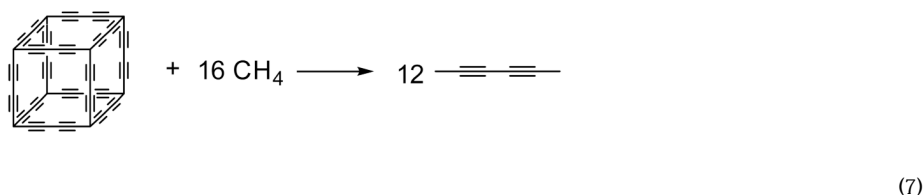
In this equation, the C_{sp^2} – C_{sp^2} , C_{sp^3} – C_{sp^3} and C_{sp^2} – C_{sp^3} single bonds are unbalanced. The literature is peppered with examples^{24–44} of “homodesmotic” reactions that satisfy HD1 but not HD2. For instance, Stahl and co-workers³⁸ employed equation (6) to assess the aromatic stabilization of naphthalene. This reaction does not meet the HD2 requirements, since there

are eight sp^2 - sp^2 single bonds, four sp^2 - sp^3 single bonds, and two sp^3 - sp^3 single bonds in the reactants but nine, two, and three in the products, respectively.



A litany of reaction classes has followed the homodesmotic concept: hyperhomodesmotic,⁴⁵ semihomodesmotic,⁴⁶ quasihomodesmotic,^{47,48} homomolecular homodesmotic,⁴⁹ isogeitonic (from Greek *geitonas* = neighbor),⁵⁰ isoplesiotic (from Greek *plesios* = near to, close to),⁵¹ homoplesiotic,⁵¹ and *s*-homodesmotic,⁵²⁻⁵⁴ among others. These reactions balance the types of bonds and hybridization of constituent atoms to various extents. The idea of homodesmotic reactions has also been extended by many to non-hydrocarbons, although inconsistencies in such efforts have been noted previously.⁵⁵

Illustrating the confusion over reaction classes, many chemical transformations claimed to be homodesmotic satisfy neither HD1 nor HD2, but instead are merely isodesmic⁵⁶⁻⁶² or even isogyric.^{63,64} For example, reaction (7) has been used⁶¹ to compute enthalpies of formation of diacetylene-expanded polyhedranes, but this transformation is only isodesmic, satisfying neither HD1 nor HD2, because the number of $-CH$, $-CH_3$ and CH_4 components is not balanced.

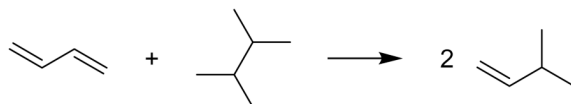


Befuddlement also results from the widespread use of the term “homodesmic” in place of “homodesmotic”. This abbreviation, which was first proposed by Schulman and Disch (see footnote 4 of ref ⁶⁵), has caused unintended confusion. The term “homodesmic” is already used in crystallography⁶⁶ to refer to materials with identical interactions between constituent atoms, and its use in the context of computational thermochemistry should be avoided. Similarly, the term “homoisodesmic” has appeared in the literature as a pseudonym for homodesmotic.⁶⁷⁻⁶⁹ We recommend that the original term (“homodesmotic”) be employed uniformly.

While the misinterpreted statement⁵ that definition HD1 *implies* HD2 is not true for general hydrocarbon transformations, the converse does hold, namely, a reaction satisfying HD2 will necessarily satisfy HD1, because the second criterion of HD2 clearly encompasses both criteria for HD1. In brief, the requirements of HD2 are more stringent than HD1, and HD2 reactions constitute a subset of HD1 reactions.

In 1983, Hess and Schaad⁴⁵ recognized that some key interactions would be unbalanced in homodesmotic equations based on definition HD1. In response, Hess and Schaad apologetically defined⁴⁵ *hyperhomodesmotic reactions* as those in which eight carbon-carbon bond types ($H_2C=CH$, $HC=CH$, $H_2C=C$, $HC=C$, $C=C$, $HC-CH$, $HC-C$, and $C-C$) are conserved,⁷⁰ constituting a further refinement of homodesmotic reactions. However, only conjugated polyenes were considered (in which case HD1 and HD2 are equivalent). To

generalize the original hyperhomodesmotic concept, eight additional types of carbon-carbon bonds must be introduced ($\text{H}_3\text{C}-\text{CH}_2$, $\text{H}_3\text{C}-\text{CH}$, $\text{H}_2\text{C}-\text{CH}_2$, $\text{H}_3\text{C}-\text{C}$, $\text{H}_2\text{C}-\text{CH}$, $\text{H}_2\text{C}-\text{C}$, $\text{HC}\equiv\text{C}$, and $\text{C}\equiv\text{C}$), giving a total of 16 bond types to be conserved. Unfortunately, such hyperhomodesmotic transformations are only subsets of HD1, but not HD2, homodesmotic reactions. To demonstrate this flaw, equation (8) satisfies the generalized hyperhomodesmotic conditions but is not homodesmotic under definition HD2, due to the imbalance of sp^2-sp^2 , sp^3-sp^3 , and sp^2-sp^3 C-C bonds.



(8)

III. A New Hierarchy of Homodesmotic Reactions

To construct an unambiguous hierarchy of reaction classes (RC1 – RC5), we first redefine a *hyperhomodesmotic reaction* (RC5) as one containing:

- equal numbers of carbon-carbon bond types [$\text{H}_3\text{C}-\text{CH}_2$, $\text{H}_3\text{C}-\text{CH}$, $\text{H}_2\text{C}-\text{CH}_2$, $\text{H}_3\text{C}-\text{C}$, $\text{H}_2\text{C}-\text{CH}$, $\text{H}_2\text{C}-\text{C}$, $\text{HC}-\text{CH}$, $\text{HC}-\text{C}$, $\text{C}-\text{C}$, $\text{H}_2\text{C}=\text{CH}$, $\text{HC}=\text{CH}$, $\text{H}_2\text{C}=\text{C}$, $\text{HC}=\text{C}$, $\text{C}=\text{C}$, $\text{HC}\equiv\text{C}$, and $\text{C}\equiv\text{C}$] in reactants and products, and
- equal numbers of each type of carbon atom (sp^3 , sp^2 , sp) with zero, one, two, and three hydrogens attached in reactants and products.

It is clear that such hyperhomodesmotic reactions are a subset of HD2 reactions, which in turn are a subset of HD1 transformations. We recommend that reactions satisfying only HD1 be called *hypohomodesmotic*, reserving the term *homodesmotic* for HD2 reactions. This nomenclature establishes an appealing hierarchy of reaction types, with each group constituting a subset of the preceding one: isogyric (RC1) \supseteq isodesmic (RC2) \supseteq hypohomodesmotic (RC3) \supseteq homodesmotic (RC4) \supseteq hyperhomodesmotic (RC5). Extending the hierarchy past RC4 may have limited use for chemical interpretation but often has substantial merits in thermochemical computations, as shown below. For clarity, our new canonical definitions of homodesmotic and hypohomodesmotic reactions, *applicable to closed-shell hydrocarbons*,⁷¹ have the following criteria.

Homodesmotic reactions (RC4):

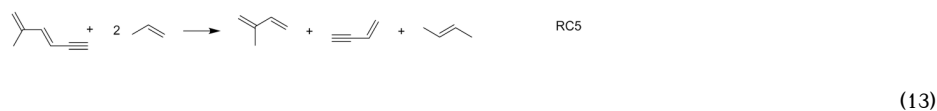
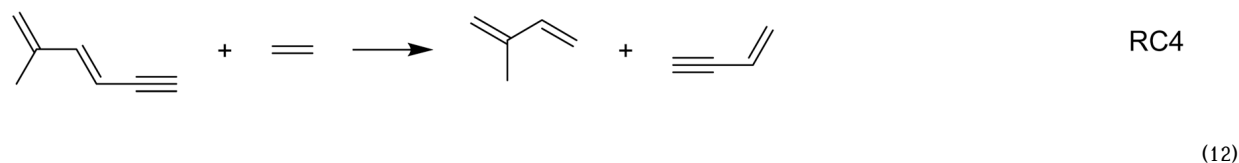
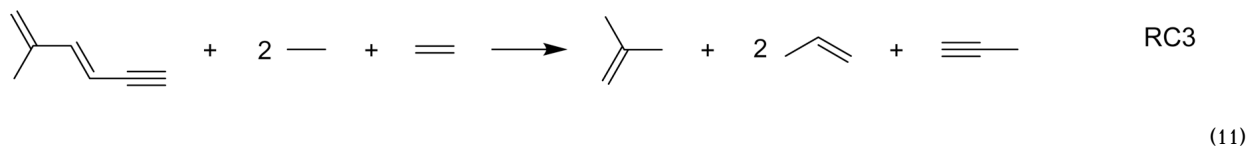
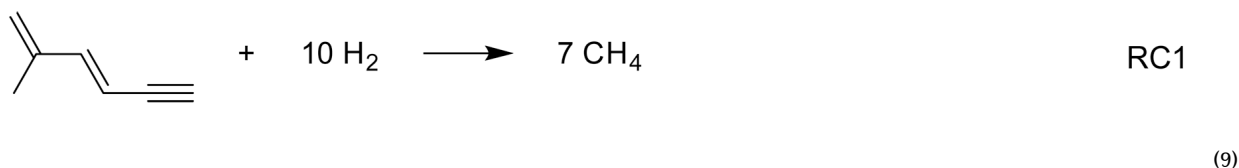
- equal numbers of each type of carbon-carbon bond [$\text{C}_{\text{sp}^3}-\text{C}_{\text{sp}^3}$, $\text{C}_{\text{sp}^3}-\text{C}_{\text{sp}^2}$, $\text{C}_{\text{sp}^3}-\text{C}_{\text{sp}}$, $\text{C}_{\text{sp}^2}-\text{C}_{\text{sp}^2}$, $\text{C}_{\text{sp}^2}-\text{C}_{\text{sp}}$, $\text{C}_{\text{sp}}-\text{C}_{\text{sp}}$, $\text{C}_{\text{sp}^2}=\text{C}_{\text{sp}^2}$, $\text{C}_{\text{sp}^2}=\text{C}_{\text{sp}}$, $\text{C}_{\text{sp}}=\text{C}_{\text{sp}}$, $\text{C}_{\text{sp}}\equiv\text{C}_{\text{sp}}$] in reactants and products, and
- equal numbers of each type of carbon atom (sp^3 , sp^2 , sp) with zero, one, two, and three hydrogens attached in reactants and products.

Hypohomodesmotic reactions (RC3):

- equal numbers of carbon atoms in their various states of hybridization in reactants and products, and
- equal numbers of carbon atoms (regardless of hybridization state) with zero, one, two, and three hydrogens attached in reactants and products.

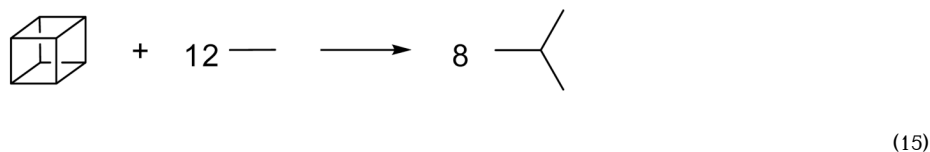
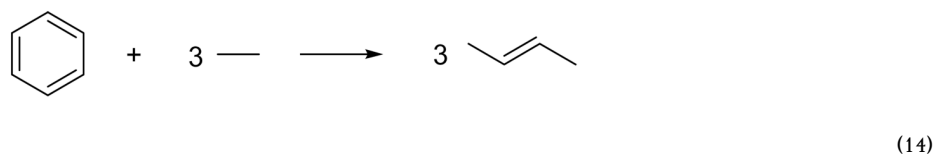
An often touted advantage of isodesmic bond separation reactions³ is that they are uniquely defined, unlike general isodesmic and homodesmotic transformations, of which limitless examples can be written involving a given molecule. However, the concept of isodesmic bond

separation reactions can be generalized to our entire homodesmotic hierarchy. First, we define *elemental products* for each reaction type as the hydrocarbons that cannot be broken down further while maintaining the constraints of the given reaction type. The elemental products for each type of reaction in the homodesmotic hierarchy are compiled in Chart 1. Similarly, for each reaction type there are characteristic *elemental reactants*, as given in Chart 2. For a closed-shell hydrocarbon, the *generalized bond separation reaction* of each type is the uniquely defined transformation in which the target compound is sectioned into the elemental products via reactions with the elemental reactants. To illustrate this concept, the hierarchy of bond separation reactions for 2-methylhexa-1,3-diene-5-yne is given in reactions (9) – (13). In each case the bonds are maximally separated within the constraints of the reaction type.

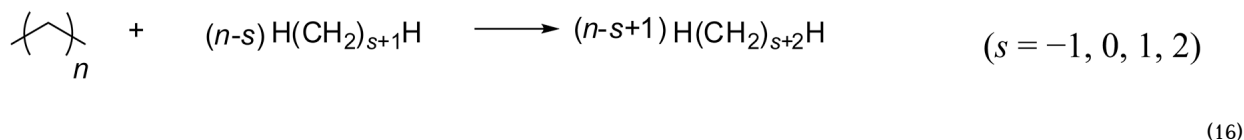


Vianello, Liebman, and Maksić⁴⁷ introduced the term “quasihomodesmotic” in 2004 to describe equations such as (14), in which the number of carbon atoms in each hybridization state is conserved, but not the number of σ -bonds between carbons of a given hybridization. In this context, quasihomodesmotic reactions appear to be the same as our newly coined term hypohomodesmotic. More recently, Barić and Maksić⁷² recycled the term “quasihomodesmotic” to describe reactions of highly strained alkanes, such as reaction (15). In this case the hybridization imbalance arises from a more subtle source: the strain in cubane engenders additional p -character in the C-C bonds and hence an effective mismatch in the number of sp^3 carbons. Such quasihomodesmotic transformations are intermediate between hypohomodesmotic and homodesmotic reactions. We suggest that the later meaning⁷² of

quasihomodesmotic reactions be maintained, using the term hypohomodesmotic to describe imbalances as in equation (14).



Zhao and Gimarc⁵³ introduced “*s*-homodesmotic reactions” in 1993 as a succession of isogyric ($s = -1$), isodesmic ($s = 0$), homodesmotic ($s = 1$), and hyperhomodesmotic ($s = 2$) reactions. General reactions were initially defined for the decomposition of cyclic oxygen species and later extended to nitrogen rings and eventually cyclic alkanes (see ref⁷³). Reaction (16) is the corresponding decomposition scheme for linear alkanes. The *s*-homodesmotic construction is of limited utility because it cannot be straightforwardly extended to polyenes, or hydrocarbons in general.



Our proposed reaction hierarchy can be categorized as *n*-homodesmotic reactions, where *n* is the length of the main chain of the elemental products (Chart 1). Specifically, isogyric, isodesmic, hypohomodesmotic, and hyperhomodesmotic reactions are *n*-homodesmotic reactions with $n = 1, 2, 3,$ and 4 , respectively. Extension to $n = 5, 6, \dots$ is possible to provide an ever increasing balance of bonding environments when sectioning larger hydrocarbons. Homodesmotic reactions must be considered a special case, since the elemental products include all possible acyclic hydrocarbons of main chain length three, plus six conjugated species of main chain length four. Homodesmotic reactions are the only reactions in the hierarchy for which the sets of elemental reactants and products are not mutually exclusive, as propene, propyne, and 2-methylpropene are both homodesmotic elemental reactants and products.

IV. Schemes for Computational Thermochemistry

The hierarchy of bond separation reactions proposed here provides a means of computing highly accurate (gas-phase) enthalpies of formation of general hydrocarbons. The requirement is that reliable reference $\Delta_f H_f^\circ$ values must be established for all elemental reactants and products involved in the bond separation reaction of the target compound. The chosen bond separation reaction should be at a sufficiently high rung in the homodesmotic hierarchy to ensure adequate balance of errors. The target enthalpy of formation is then simply derived from the corresponding bond separation reaction enthalpy, which can be computed accurately from lower levels of theory as the homodesmotic hierarchy is traversed and error-balancing is successively improved. Pinpointing reference enthalpies for all compounds in Chart 1 and Chart 2 is a lofty but yet unrealized goal, demanding a confluence of the best experimental

measurements with the most rigorous *ab initio* computations. The experimental determination of enthalpies for larger molecules is complicated by the existence of multiple conformers with non-negligible Boltzmann populations. Nonetheless, the database of reference compounds is steadily growing, as exemplified by the recent theoretical determinations of $\Delta_f H_0^\circ$ for allene,⁷⁴ propyne,⁷⁴ 1,3-butadiene,⁷⁵ vinylacetylene,⁷⁵ and diacetylene,⁷⁶ for which the associated uncertainties are all less than 0.3 kcal mol⁻¹. For allene, propyne, and 1,3-butadiene, precise experimental values were found to match the theoretical determinations within 0.3 kcal mol⁻¹, whereas the experimental enthalpies for vinylacetylene and diacetylene were far less accurate.

We now assess the position in the homodesmotic hierarchy necessary to achieve subchemical accuracy (*ca.* 0.1 kcal mol⁻¹) as a function of level of electronic structure theory. While valuable previous work^{77,78} has found that homodesmotic reaction schemes yield more accurate enthalpies of formation than atomization reactions, we now have a logically consistent methodology to extend these concepts to new limits.

V. Theoretical Methods

For a collection of generalized bond separation reactions of hydrocarbons, as well as a series of hypohomodesmotic prototypes, benchmark reaction enthalpies were computed by the rigorous focal point approach (FPA),^{74,75,79–82} which systematically extrapolates high-level energies to the *ab initio* limit. Experimental reaction enthalpies of comparable accuracy were not available in most cases. Optimized geometric structures and (unscaled) harmonic zero-point vibrational energies (ZPVEs) were taken from B3LYP density functional⁸³ computations with the 6-31G(d) basis set.⁸⁴ In the focal point analyses, Hartree-Fock (HF) energies computed with a series of correlation-consistent basis sets cc-pVXZ ($X = T, Q, 5$)⁸⁵ were extrapolated to the complete basis set (CBS) limit using an exponential form.⁸⁶ Likewise, correlation energies from second-order Møller-Plesset perturbation theory (MP2) were evaluated with the cc-pVXZ ($X = Q, 5$) basis sets and extrapolated with a standard two-parameter X^{-3} asymptotic formula.⁸⁷ Higher-order electron correlation was accounted for by coupled cluster theory including single and double excitations (CCSD)^{88–90} with a perturbative treatment of connected triple excitations [CCSD(T)].^{91,92} Coupled-cluster computations with the cc-pVTZ basis set were conjoined with the extrapolated MP2 results to approximate CBS CCSD(T) reaction energies. The carbon 1s core electrons were frozen in the focal point analyses; however, core correlation corrections were subsequently appended, as determined from MP2 computations with the cc-pCVTZ basis set.⁹³ As a check, all reaction energies were also computed using the popular G3 (ref 94) and CBSQB3 (refs 95,⁹⁶) composite approaches. The FPA, G3, and CBS-QB3 results were in full accord, and comparison of them is included in Supporting Information (SI).

To investigate the performance of commonly used theoretical procedures for our error-canceling reactions, the associated enthalpy changes were computed via the B3LYP, M05-2X,⁹⁷ M06, and M06-2X^{98,99} density functional approaches applied with the 6-31G(d) basis, as well as the HF, MP2, and CCSD(T) wave function methods utilizing the cc-pVTZ set. To further assess errors arising at lower levels of theory, the benchmark FPA reaction enthalpies at 0 K were partitioned into several terms:

$$\begin{aligned}\epsilon_{\text{basis}}(\text{HF}) &= \text{HF/CBS} - \text{HF/cc-pVDZ} \\ \epsilon_{\text{basis}}(\text{MP2}) &= \text{MP2/CBS} - \text{MP2/cc-pVDZ} \\ \Delta_{\text{corr}} &= \text{CCSD(T)/cc-pVTZ} - \text{HF/cc-pVTZ} \\ \epsilon_{\text{corr}} &= \text{CCSD(T)/cc-pVTZ} - \text{MP2/cc-pVTZ} \\ \Delta_{\text{(T)}} &= \text{CCSD(T)/cc-pVTZ} - \text{CCSD/cc-pVTZ}\end{aligned}$$

$$\Delta_{\text{core}} = \text{MP2}(\text{all-electron})/\text{cc-pCVTZ} - \text{MP2}(\text{frozen-core})/\text{cc-pCVTZ}$$

$$\Delta_{\text{ZPVE}} = \text{ZPVE}(\text{products}) - \text{ZPVE}(\text{reactants})$$



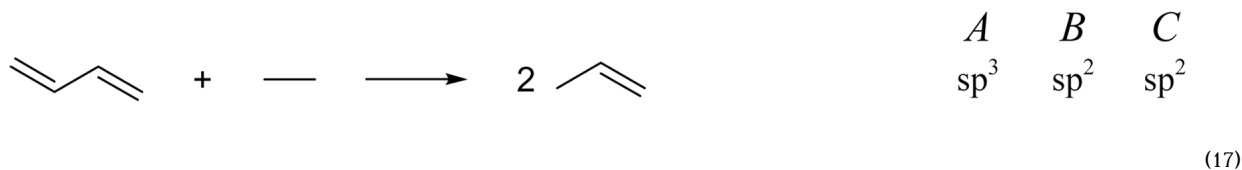
The $\epsilon_{\text{basis}}(\text{HF})$ and $\epsilon_{\text{basis}}(\text{MP2})$ terms quantify errors in reaction energies from truncating the basis set to double- ζ plus polarization quality; Δ_{corr} estimates the total electron correlation contribution to the reaction enthalpy, whereas ϵ_{corr} is the error made by evaluating correlation effects only at the MP2 level; $\Delta_{(\text{T})}$ measures the importance of higher-order excitations; and Δ_{core} and Δ_{ZPVE} are the core correlation and harmonic ZPVE contributions, respectively. Together, these quantities characterize the main computational demands for the accurate determination of a given reaction energy. We are not interested here in analyzing smaller errors from sources such as relativity, the Born-Oppenheimer approximation, and ZPVE anharmonicity,¹⁰⁰ which are accounted for in thermochemical work of the highest accuracy.^{15–18,20,79–81,101}

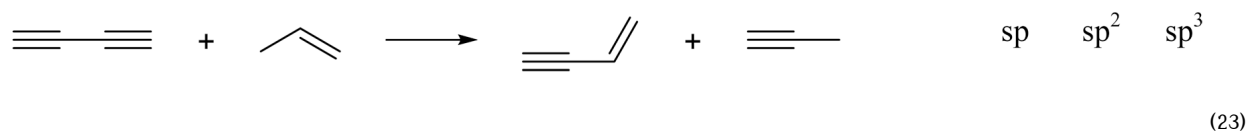
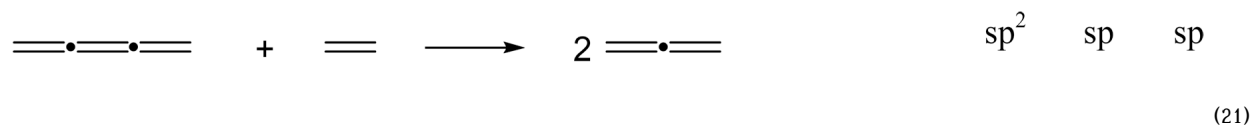
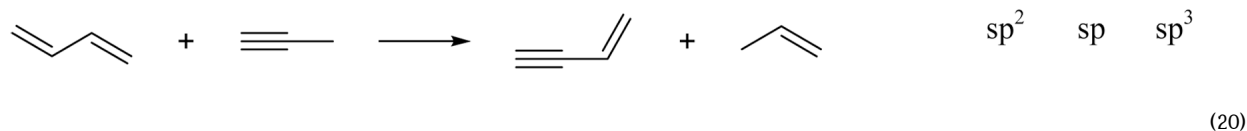
For comparison with error-balanced reactions, atomization energies were also computed. For the atomic C(³P) fragments, all wave function computations were based on restricted open-shell Hartree-Fock (ROHF) reference determinants, whereas spin-unrestricted density functional methods were employed. In particular, we elected to use the RHF-UCCSD and RHF-UCCSD(T) approaches^{102,103} for coupled cluster computations and Z-averaged perturbation theory (ZAPT)^{104,105} for second-order correlation treatments. Spin-orbit effects were accounted for by appending a correction of $-0.09 \text{ kcal mol}^{-1}$ to the total energy of C(³P).

The Gaussian03 package¹⁰⁶ was employed for the B3LYP, G3, and CBS-QB3 computations. The MP2, CCSD, and CCSD(T) jobs were executed with MOLPRO2006,¹⁰⁷ while MPQC 2.1¹⁰⁸ was utilized for ZAPT2 energies. The M05-2X, M06, and M06-2X density functional results were obtained from NWChem 5.0.^{109,110} Absolute total energies and Cartesian coordinates for all computations are tabulated in SI.

VI. Hypohomodesmotic Reaction Prototypes

For reactions involving closed-shell hydrocarbons, a distinction between hypohomodesmotic (RC3) and homodesmotic (RC4) reactions arises in any transformation where C_A-C_A and C_B-C_C bonds are replaced with C_A-C_B and C_A-C_C bonds ($A \neq B, C$), where A , B , and C denote the hybridization state (sp^3 , sp^2 , or sp). Reactions of this kind are embodied in the prototypes (17) – (23), which are representative of the myriad examples of hypohomodesmotic reactions in the literature.^{24–44,111}





Conjugative and hyperconjugative interactions are clearly not balanced in these RC3 reactions, unlike the RC4 and RC5 cases. For example, equation (17) juxtaposes the π -conjugation between the two double bonds in butadiene with twice the hyperconjugation in propene. The effects of such imbalances on the computed reaction energies of (17)–(23) are shown in Table 1. The basis set requirements for these reactions are all rather modest, as the differences between cc-pVDZ and extrapolated CBS results (Δ_{basis}) are less than 0.7 kcal mol⁻¹ both at the HF and MP2 levels. However, the electron correlation contributions to the reaction energies are considerably larger. For equation (18), equation (21), and equation (23), Δ_{corr} is 3.61, 2.54, and 2.42 kcal mol⁻¹, respectively, and in the first two cases the higher-order correlation effect [$\Delta_{\text{(T)}}$] is greater than 1.1 kcal mol⁻¹. The ϵ_{corr} data for (17)–(23) show that relying on the MP2/cc-pVTZ method engenders reaction energy errors between 0.03 and 1.25 kcal mol⁻¹ relative to CCSD(T)/cc-pVTZ. Core correlation effects are miniscule for these reactions ($|\Delta_{\text{corr}}| \leq 0.06$ kcal mol⁻¹).

The performance of commonly employed levels of theory for the hypohomodesmotic prototypes is documented in Table 2. The largest errors occur for equation (18), for which CCSD(T)/cc-pVTZ is the only method predicting the reaction energy to better than 1 kcal mol⁻¹. Equation (18) is unbalanced because the π -conjugation in diacetylene is not present in either of the product molecules, and the hyperconjugation in propyne is not compensated in either of the reactant species. On the other hand, both types of conjugation are largely balanced in equation (20), and not surprisingly all methods in Table 2 give its reaction energy to better than 0.6 kcal mol⁻¹. Nevertheless, the errors for the meta-GGA functionals (M05-2X, M06, M06-2X) do not always parallel the number of unbalanced interactions, although these DFT methods are overall more accurate than B3LYP. This observation is consistent with recent findings¹¹² that reaction energy errors for M05-2X are less systematic than those from B3LYP and other functionals.

VII. Bond Separation Reactions

For each reaction type, we have computationally assessed the generalized bond separation reactions for the collection of 36 hydrocarbons shown in Chart 3. The collection is divided into two sets: (A) conjugated systems containing the diene, diyne, enyne, and cumulene functionalities exhibited in the hypohomodesmotic prototype reactions (17) – (23), and (B) nonconjugated compounds, for which there is no distinction between the homodesmotic (RC4) and hypohomodesmotic (RC3) classes. In Table 3, the enthalpy changes of the bond separation reactions of each type are dissected into the ϵ_{basis} , Δ_{corr} , ϵ_{corr} , $\Delta_{(\text{T})}$, Δ_{core} , and Δ_{ZPVE} terms defined above. For brevity, the only quantities given are mean absolute values over the hydrocarbon sets; details for individual reactions are provided in SI. Table 4 lists mean absolute errors (relative to our FPA benchmarks) in the bond separation reaction energies predicted at commonly used levels of theory. For comparison, results are also given in both tables for atomization reactions (RC0), which could be considered the very bottom of the homodesmotic hierarchy. For visual emphasis, the data in Table 3 and Table 4 are plotted in Fig. 1 and Fig. 2.

The most prominent result is that the bond separation reaction energies (E_{FPA}) decrease dramatically and uniformly as the reaction hierarchy is traversed, and the various energetic components and errors at each level of theory largely follow this trend. For example, within Set B hyperhomodesmotic (RC5) balancing decreases the atomization (RC0), isogyric (RC1), and isodesmic (RC2) mean reaction energies by factors of 2500, 198, and 28, respectively, and the corresponding reductions in $\epsilon_{\text{basis}}(\text{MP2})$ are almost as large. The bar diagrams in Fig. 1 and Fig. 2 vividly show how effective the homodesmotic hierarchy is in balancing electronic effects and canceling errors in computational thermochemistry. There are some cautionary exceptions to the general trends; notably, the homodesmotic mean E_{FPA} is a little smaller than the corresponding hyperhomodesmotic value within Set A, and the DFT methods perform better for atomization than isogyric reactions.

Another key conclusion is that the distinction among the isodesmic (RC2), hypohomodesmotic (RC3), and homodesmotic (RC4) reaction classes has considerable energetic consequences for conjugated hydrocarbons (Set A). The top panel of Fig. 1 reveals that basis set incompleteness errors and electron correlation are substantial components for RC2 and RC3 reactions but only a few tenths of a kcal mol⁻¹ for RC4 bond separations. The large isodesmic $\epsilon_{\text{corr}} = 3.35$ kcal mol⁻¹ in Set A casts doubt on common assumptions¹¹³ that these reactions sufficiently balance errors in computed reaction energies. In contrast, RC5 reactions offer a nearly complete cancellation of errors, as highlighted by $\epsilon_{\text{basis}}(\text{HF}) = 0.10$, $\epsilon_{\text{basis}}(\text{MP2}) = 0.10$, $\Delta_{\text{corr}} = 0.16$, and $\Delta_{(\text{T})} = 0.07$ kcal mol⁻¹ for Set A.

The lower panels of Figs. 4 and 5 demonstrate that for Sets A and B drastically different levels of theory give essentially indistinguishable results at or beyond the homodesmotic rung of the hierarchy. Accordingly, the small-basis density functional method B3LYP/6-31G(d) delivers homodesmotic reaction energies with mean absolute errors of only 0.24 and 0.38 kcal mol⁻¹, respectively, for Sets A and B; in addition, the new meta-GGA functionals considered here (M05-2X, M06, M06-2X) perform about as well as B3LYP in this assessment. The most promising result is that the use of hyperhomodesmotic (RC5) bond separation reactions allows 0.2 ± 0.1 kcal mol⁻¹ mean thermochemical accuracy to be achieved with all density functionals tested here, for both conjugated and non-conjugated hydrocarbons. In stark contrast, for the isodesmic, isogyric, and atomization reactions, the B3LYP/6-31G(d) mean errors are all above 7 kcal mol⁻¹. The new meta-GGAs generally outperform B3LYP for these less refined reaction classes. However, some notable failures are observed – for example, in Set A the mean absolute errors in the M05-2X isogyric and M06 isodesmic cases exceed 21 and 8 kcal mol⁻¹, respectively.

An ancillary benefit of our hierarchy is that the zero-point vibrational contribution (Δ_{ZPVE}) drops precipitously in going from RC0 to RC5 reactions, due to successively better vibrational mode balancing. While Δ_{ZPVE} for the atomization processes rivals the energy of a strong chemical bond, this effect is less than 0.2 kcal mol⁻¹ for the hyperhomodesmotic reactions of both Sets A and B. For RC3 through RC5, Δ_{ZPVE} is small enough to warrant its evaluation from vibrational frequencies at a modest level of theory without inclusion of any anharmonicity effects.

In a similar manner, the effects of core electron correlation are eliminated by homodesmotic thermochemical routes. As shown in Table 3, for atomization reactions the inclusion of some correction for core correlation is mandatory to achieve even modest accuracy. Once the RC5 class is reached in the hierarchy, Δ_{core} is less than 0.1 kcal mol⁻¹.

Finally, to examine the influence of ring strain on error cancellation, we consider the bond separation reactions of cyclopentadiene and cyclohexa-1,3-diene (Set C). Data averaged over the two reactions are provided in Table 3 and Table 4; details for the individual reactions are given in SI For our cyclic test compounds, the various contributions (Table 3) to the reaction energy once again exhibit excellent successive reductions in going from RC0 to RC3 reactions. In the RC3 case, $\bar{\Delta}_{corr}$, $\bar{\Delta}_{(T)}$, $\bar{\epsilon}_{basic}(HF)$, and $\bar{\epsilon}_{basic}(MP2)$ are significantly smaller for the rings of Set C than for the conjugated chains of Set A, although $\bar{\Delta}_{ZPVE}$ and $\bar{\epsilon}_{corr}$ are larger for Set C. However, unlike both acyclic Sets A and B, the RC4 and RC5 reactions for Set C fail to deliver further reductions in the terms comprising the reaction energy decompositions and in some cases provide poorer balancing than the RC3 transformations. Most notably, $\bar{\Delta}_{corr}$, $\bar{\epsilon}_{basic}(HF)$, and $\bar{\epsilon}_{basic}(MP2)$ for Set C remain in the 0.7–1.2 kcal mol⁻¹ range even at the RC5 tier. Likewise, in Table 4 the RC4 and RC5 reaction energy errors for the density functional methods lie between 1.2 and 2.2 kcal mol⁻¹ for Set C, showing diminished performance relative to the corresponding levels of the homodesmotic hierarchy for Sets A and B, as well as the RC3 results of Set C.

In brief, the energetic effects and electronic structure errors in the bond separation reactions of cyclopentadiene and cyclohexa-1,3-diene are not generally balanced beyond about 1 kcal mol⁻¹ in the last two tiers (RC4 and RC5) of the homodesmotic hierarchy, presumably as a consequence of ring strain. The difference between the RC3 and RC4 reactions for these systems is the preservation of the 1,3-diene unit in the latter reaction type. The diminished balancing in the RC4 and RC5 reactions in Set C thus appears to arise from dissimilarities between the strained cis-1,3-diene moiety in the cyclic systems and the unstrained trans-1,3-butadiene elemental product. These effects are similar to the features underlying the “quasihomodesmotic reactions” of Barić and Maksić,⁷² in which ring and cage strain causes deviations from ideal hybridization. The addition of strained reference species to the list of elemental products may be a simple means of extending the exceptional balance observed here for acyclic compounds also to rings and cages. Regardless, RC3, RC4, and RC5 reactions provide far greater error cancellation than RC1 and RC2 reactions even for the strained molecules tested here, and reliable reaction enthalpies can be obtained for these hydrocarbons even with modest levels of theory.

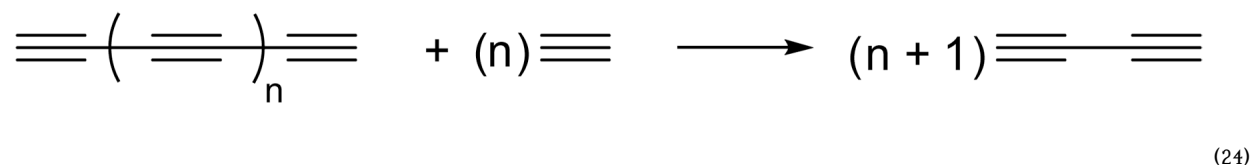
VIII. Application to Polyynes

Polyynes (C_{2n}H₂) are ubiquitous in modern chemistry.¹¹⁴ They are potential carriers of the diffuse interstellar bands,^{115,116} as well as models of carbyne,¹¹⁷ the long-sought *sp*-hybridized carbon allotrope.^{114,118–120} Polyynes exhibit unique electronic and nonlinear optical properties, and are used extensively in the development of nanodevices.^{121,122} Naturally occurring derivatives of polyynes (*e.g.*, caryoynencins) have even demonstrated potent antimicrobial activity.^{123,124} Polyynes have been detected in meteorites,¹²⁵ in the

atmospheres of Titan^{126–128} and Saturn,¹²⁹ are key intermediates in combustion and soot formation,^{130–133} and are possible synthetic precursors to fullerenes.^{134,135}

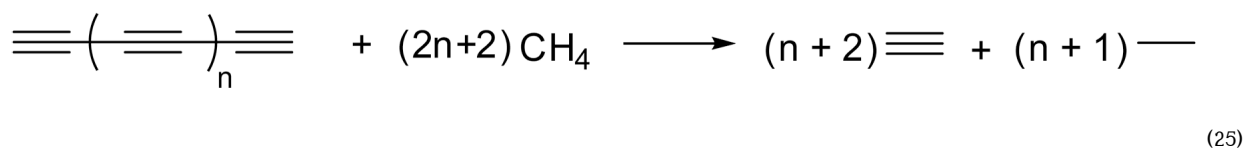
Despite the prevalence of these species, there is a dearth of reliable thermochemical data, with published enthalpies of formation of modestly sized polyynes ($C_{2n}H_2$, $n \leq 10$) spanning over 50 kcal mol⁻¹ for some species.^{136–140} Experimental determinations are plagued by the kinetic instabilities of polyynes under laboratory conditions. The computational determination of accurate enthalpies of formation of polyynes, which are too large for the application of the most rigorous *ab initio* methods, is hampered by systematic errors in DFT energies for acetylenic systems.³⁹ In our investigations, the polyacetylenic systems in Set A of Chart 3 consistently yielded the largest errors at all levels of the homodesmotic hierarchy (see SI Tables S1, S2, S4, S6, S8, and S9), and thus they pose a particular challenge to computational thermochemistry. Simmonett, Schaefer, and Allen⁷⁶ recently reported a high-accuracy enthalpy of formation for the simplest polyyne, diacetylene. This reference enthalpy of formation, combined with $\Delta_f H^\circ$ (acetylene) from the Active Thermochemical Tables (ATcT),^{141–144} enables the determination of accurate enthalpies of larger polyynes through homodesmotic bond separation reactions.

For a general polyyne the homodesmotic (RC4) bond separation equation is



As an application of the thermochemical procedures advocated in this paper, we have computed benchmark enthalpies of formation for $n = 1$ and 2 (1,3,5-hexatriyne and 1,3,5,7-octatetrayne, respectively) within the focal point approach,^{74,75,79–82} including extrapolation of CCSD (T) correlation energies and higher-order CCSDT(Q) computations.^{145,146} These two species then serve as reference compounds for the determination of accurate enthalpies of formation for larger polyynes via DFT methods. Single-point energies were computed at geometries optimized with CCSD(T)¹⁴⁷ paired with the TZ(2d1f,2p1d) basis set.^{75,148} A correction for core-correlation effects was determined as the difference between all-electron and frozen-core CCSD(T)/cc-pCVTZ energies.⁹³ Harmonic ZPVE corrections were derived from CCSD(T)/ANO4321 vibrational frequencies.^{149,150}

Valence focal point analyses for homodesmotic equation (24) ($n = 1$ and 2) are laid out in Table 5. Analogous tables are included in SI (see Table S27) for the corresponding isodesmic (RC2) bond separations:



In accord with our observations in Section VII, the homodesmotic bond separation reaction energies converge more rapidly with respect to one-particle basis set completeness and inclusion of electron correlation than their isodesmic counterparts. By combining the extrapolated valence energies for homodesmotic reaction (24) with corrections for core-correlation effects and harmonic ZPVEs, we arrive at 0 K reaction enthalpies of 1.42 kcal mol⁻¹ and 3.30 kcal mol⁻¹ for hexatriyne and octatetrayne, respectively. To account for higher-

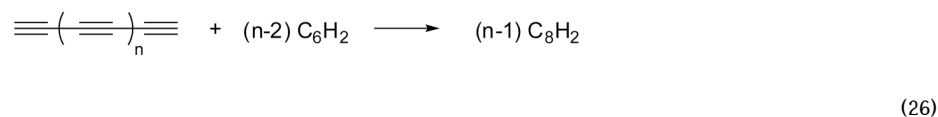
order correlation effects, CCSDT(Q)/cc-pVDZ reaction energies were computed. In each case, the CCSDT(Q)/cc-pVDZ correction was less than $0.1 \text{ kcal mol}^{-1}$, indicating that the CCSD (T) results are well-converged towards the full CI limit.

Combining the FPA bond separation enthalpies with $\Delta_f H_0^\circ$ (acetylene) = $54.69 \pm 0.07 \text{ kcal mol}^{-1}$ (ref 16) and $\Delta_f H_0^\circ$ (diacetylene) = $109.4 \pm 0.3 \text{ kcal mol}^{-1}$ (ref 76), we arrive at $\Delta_f H_0^\circ$ (C_6H_2) = $162.7 \pm 0.4 \text{ kcal mol}^{-1}$ and $\Delta_f H_0^\circ$ (C_8H_2) = $215.6 \pm 0.6 \text{ kcal mol}^{-1}$. The quoted uncertainties in these numbers represent 95% confidence intervals. With thermal corrections from standard rigid-rotor/harmonic-oscillator expressions, we obtain $\Delta_f H_{298}^\circ$ (C_6H_2) = $163.7 \pm 0.4 \text{ kcal mol}^{-1}$ and $\Delta_f H_{298}^\circ$ (C_8H_2) = $217.6 \pm 0.6 \text{ kcal mol}^{-1}$. Despite the slower convergence of the isodesmic bond separation reaction energies, the corresponding FPA enthalpies of formation are similar (see SI Table S27), albeit with considerably higher uncertainties.

Sorkhabi and co-workers¹³⁷ presented 0 K enthalpies of formation for 1,3,5-hexatriyne based on B3LYP/6-311+G(d,p) and the G2 model chemistry applied to an isogyric reaction involving H_2 and acetylene. The G2 datum ($161 \text{ kcal mol}^{-1}$) is significantly lower than the present 0 K value of $162.7 \text{ kcal mol}^{-1}$, while B3LYP overshoots by about 7 kcal mol^{-1} . That same work¹³⁷ contained an experimentally-derived upper limit on the enthalpy of formation of hexatriyne of $160 \pm 4 \text{ kcal mol}^{-1}$, which is consistent with our recommended value. Rogers and co-workers¹⁴⁰ utilized G3(MP2) theory paired with atomization energies to derive 298 K enthalpies of formation for 1,3,5-hexatriyne and 1,3,5,7-octatetrayne of 163.4 and $217.5 \text{ kcal mol}^{-1}$, respectively, which are in good agreement with our results. Rodriguez *et al.*¹³⁸ presented atomization-energy-derived enthalpies of formation for C_{2n}H_2 up to $n = 40$. The G3 model chemistry was employed for C_4H_2 through C_{10}H_2 , B3LYP/6-31G(d) for C_4H_2 through C_{12}H_2 , and PM3 for the remaining polyynes. For C_6H_2 and C_8H_2 , the G3-predicted 298 K enthalpies of formation (164.8 and $219.1 \text{ kcal mol}^{-1}$, respectively) are 1 kcal mol^{-1} higher than the present benchmark results. Apparently, in this context the more economical G3(MP2) approach outperforms the original G3 method. The B3LYP/6-31G(d) enthalpies of formation exceed the present homodesmotic results by over 10 kcal mol^{-1} , while PM3 underestimates our recommended values by a similar amount. Zahradník and Šroubková¹³⁹ published 298 K values of 164.9 and $216.9 \text{ kcal mol}^{-1}$ for hexatriyne and octatetrayne, respectively, computed at the B3LYP/cc-pVTZ level of theory. The B3P86 functional paired with the cc-pVTZ basis set predicted an enthalpy of formation for hexatriyne more than 30 kcal mol^{-1} below the presently recommended value.

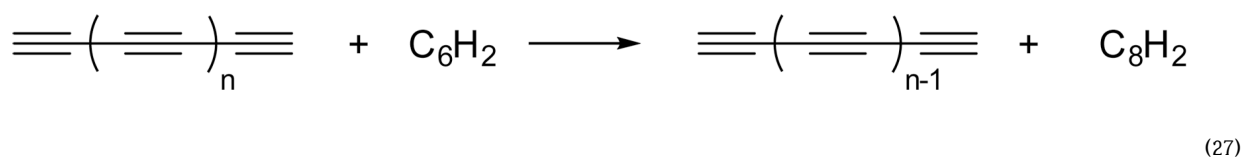
Enthalpies of formation per carbon atom for hexatriyne and octatetrayne derived from B3LYP, M05-2X, M06-2X, and M06 computations are listed in Table 6, all evaluated at B3LYP/6-31G(d) optimized geometries. For all four DFT functionals, homodesmotic bond separation reactions yield enthalpies of formation in good agreement with the reference focal point values, with errors of at most $1.5 \text{ kcal mol}^{-1}$ (B3LYP for octatetrayne), in contrast to atomization routes.¹³⁸ The meta-GGA functional M06 performs best giving $\Delta_f H_{298}^\circ$ (C_6H_2) = $6(27.29) = 163.7 \text{ kcal mol}^{-1}$ and $\Delta_f H_{298}^\circ$ (C_8H_2) = $8(27.21) = 217.7 \text{ kcal mol}^{-1}$, which reproduces the focal point benchmark enthalpies of formation within $0.1 \text{ kcal mol}^{-1}$.

Computed enthalpies of formation per carbon atom for larger polyynes ($\text{C}_{10}\text{H}_2 - \text{C}_{26}\text{H}_2$), are also provided in Table 6. From the valence focal point tables for C_6H_2 and C_8H_2 (Table 5), it is clear that the increments for each level of theory are systematic, with each δ value for C_8H_2 equaling roughly twice the corresponding value for C_6H_2 . Thus, enthalpies were computed using our new reference values for C_6H_2 and C_8H_2 via highly balanced eq (26), designed to cancel the remaining systematic errors revealed by the focal point analysis. Eq (26) is an 8-homodesmotic reaction in the parlance of Section III.



This scheme leads to a very consistent set of predicted enthalpies of formation from all four DFT functionals; the enthalpies of formation for C_{26}H_2 span just over 0.1 kcal/(mol per carbon atoms). Based on the agreement with the FPA results for C_6H_2 and C_8H_2 , the final recommended enthalpies of formation for C_{10}H_2 through C_{24}H_2 are from M06/6-31+G(d). Utilization of an equation similar to (26) but employing only C_4H_2 and C_6H_2 yielded less consistent results.

The enthalpy of formation of the gaseous carbyne allotrope can be gleaned from the thermodynamic data for the polyynes listed in Table 6 by extrapolating to the limit of an infinite acetylenic chain. The enthalpic cost of removing an acetylenic unit from a given polyne can be accurately evaluated using DFT by means of the balanced reaction



This is simply the *difference* between eq (26) for $\text{C}_{2n+4}\text{H}_2$ and $\text{C}_{2n+2}\text{H}_2$. Differences between successive enthalpies of formation are given in Table 6, based on the M06/6-31G(d) data. Simple bond additivity arguments suggest the following asymptotic forms for large numbers of carbons (m):

$$\Delta_f H^\circ(\text{C}_{m+2}\text{H}_2) - \Delta_f H^\circ(\text{C}_m\text{H}_2) = 2\Delta_f H^\circ(\text{carbyne}) + \frac{B}{m^2} + \frac{C}{m^3} + \dots \quad (28)$$

and

$$\frac{\Delta_f H^\circ(\text{C}_m\text{H}_2)}{m} = \Delta_f H^\circ(\text{carbyne}) + \frac{B'}{m} + \frac{C'}{m^2} + \dots \quad (29)$$

where $\Delta_f H^\circ$ (carbyne) is the target enthalpy per carbon atom of an infinite acetylenic carbon chain, and B , C , B' , and C' are adjustable parameters. The M06/6-31G(d) data in Table 6 yield $\Delta_f H^\circ$ (carbyne) = 25.97 ± 0.05 kcal/(mol carbon atoms) regardless of whether eq (28) is fit for $m = 2n+2$ with odd and even values of n separately (SI Figure S1) or eq (29) is fit for all even m (SI Figure S2). Including possible uncertainties in the reference enthalpies for C_6H_2 and C_8H_2 , we arrive at a final prediction of $\Delta_f H^\circ$ (carbyne) = 26.0 ± 0.2 kcal/(mol carbon atoms). Baughman, Eckhardt, and Kertesz¹⁵¹ arrived at an enthalpy of formation for carbyne of 25.4 kcal/(mol carbon atoms) based on the difference in enthalpies of formation of 2-butyne and 2,3-hexadiyne. Cataldo¹⁵² derived a much lower value of 23.3 kcal/(mol carbon atoms) based on a group increment scheme.¹⁵³ Most recently, Rodriguez *et al.*¹³⁸ computed quite different values of [24.3, 24.9, and 23.6 kcal/(mol carbon atoms)] based on [G3 theory, B3LYP/6-31G(d), and PM3] combined with the finite cluster method of Cioslowski.¹⁵⁴

IX. Summary and Prospectus

In this paper we have advanced a consistent hierarchy of hydrocarbon reaction classes (RC1 – RC5) as a rigorous sequence of subsets satisfying an ever more stringent balance of chemical bonding environments: isogyric (RC1) \supseteq isodesmic (RC2) \supseteq hypohomodesmotic (RC3) \supseteq homodesmotic (RC4) \supseteq hyperhomodesmotic (RC5). The need for such a canonical hierarchy is demonstrated by the nonequivalence of the two definitions of homodesmotic reactions prevailing in the literature, as well as widespread confusion over hydrocarbon reaction classes. We have also extended the concept of isodesmic bond separation reactions throughout the homodesmotic hierarchy. Within each class, a *generalized bond separation reaction* provides a unique sectioning of a target hydrocarbon into well-defined *elemental products* via reactions with *elemental reactants*. The set of elemental products for each reaction class is composed of those hydrocarbons that cannot be broken down further while maintaining the balance of bonding environments required by the the class definition. We specify the complete sets of elemental products and reactants for each class in Chart 1 and Chart 2. The generalized bond separation reactions can be conveniently categorized as *n*-homodesmotic ($n = 1, 2, 3,$ and 4) transformations, where *n* is the length of the main chain of the elemental products, and this principle can be used to systematically extend the hierarchy past the hyperhomodesmotic tier if necessary.

Our extensive computations, including high-level focal-point benchmarks, on the bond separation reactions of a large set of C₅- and C₆-hydrocarbons (Chart 3) demonstrate the effectiveness of the homodesmotic hierarchy in balancing energetic effects and canceling electronic structure errors. Figure 1 and Figure 2 provide a vivid, visual synopsis of our computational results. For reactions of unstrained carbon chains, hyperhomodesmotic (RC5) balancing reduces the basis set and electron correlation errors of simple Hartree-Fock/double- ζ -plus-polarization computations to mere tenths of a kcal mol⁻¹ and also cancels zero-point vibrational effects to a similar extent. Similarly, the RC5 construction allows the B3LYP, M05-2X, M06, and M06-2X density functionals employed with the modest 6-31G(d) basis set to predict bond separation reaction energies of acyclic hydrocarbons to 0.1–0.3 kcal mol⁻¹. Homodesmotic reactions (RC4) perform almost as well for hydrocarbon chains as their more complicated RC5 counterparts, and both of these balancing schemes are clearly superior to RC1, RC2, and RC3 reactions. Therefore, homodesmotic transformations may be preferred for practical thermochemical computations, given the small number and size of the elemental reactants and products for this reaction class.

Recent investigations of failures of density functional methods for larger hydrocarbons^{112, 113,155–157} show that seemingly small errors can rapidly become significant with increasing system size. The proper use of error-canceling reactions in the prediction of thermochemical quantities will minimize the accumulation of such errors. Moreover, when striving for high accuracy, maximizing error cancellation is vital in systems with more than four heavy atoms, for which very high accuracy methods are currently not feasible.^{15–18,20} Even for the most rigorous theoretical methods,^{15–18,20} systematic errors arise in the computation of atomization energies due to grossly unbalanced interactions in reactants and products. These atomization energy errors, even if small for systems with two and three heavy atoms, will grow unacceptably large as one considers more chemically relevant systems. In contrast to atomization approaches, generalized bond separation reactions constitute a well-defined and highly effective scheme for computing accurate enthalpies of formation for large hydrocarbons, provided that accurate reference enthalpies are known for the elementary reactants and products. Pinpointing $\Delta_f H_r^\circ$ values for all species in Chart 1 and Chart 2 thus gains renewed importance and provides key targets for new *ab initio* studies at the highest levels. While the paucity of reliable experimental thermochemical data for these elemental compounds is severe,

electronic structure theory has matured to a point that accurately computing the necessary enthalpies of formation is feasible.

As an application of the recommended procedures, accurate enthalpies of formation for a series of polyynes have been predicted. Benchmark values of 163.7 ± 0.4 and 217.6 ± 0.6 kcal mol⁻¹ were first derived for C₆H₂ and C₈H₂ by application of the focal point approach to homodesmotic bond separation reactions. These new reference species were then utilized to derive enthalpies of formation for C₁₀H₂ through C₂₆H₂ using M06/6-31G(d). Finally, a new enthalpy of formation for gaseous carbyne of 26.0 ± 0.2 kcal/(mol carbon atoms) was derived based on the convergence of the enthalpic cost of extending these polyyne chains by a single acetylenic unit.

The homodesmotic hierarchy set forth here directly applies only to closed-shell hydrocarbons and thus does not provide a universal thermochemical scheme. However, extensions of our refined definitions to more diverse systems can be readily envisioned. For hydrocarbon radicals, Suresh and Koga⁵⁹ have given examples of putative homodesmotic reactions, without providing explicit criteria for the reaction type. From our perspective, a viable general procedure for hydrocarbon radicals would first construct the (hyper)homodesmotic bond separation reaction for the parent compound that arises by quenching the radical site(s) with hydrogen atoms. Hydrogen atoms would subsequently be removed from both sides of the balanced equation, to regenerate the target radical as a reactant and to create the most structurally similar radical(s) from the elemental products. The enthalpy of formation of the hydrocarbon radical could then be computed using only modest levels of theory, if accurate C-H bond dissociation energies [$D_0(\text{C-H})$] were known for the reference species in Chart 1 and Chart 2. Establishing the necessary database of $D_0(\text{C-H})$ values is an arduous task but is certainly within reach of state-of-the-art *ab initio* methods.

For cyclic hydrocarbons, our preliminary work indicates that ring strain diminishes the error cancellation afforded by homodesmotic (RC4) and hyperhomodesmotic (RC5) reactions. In practice, ring strain problems in thermochemical computations may be evidenced by a lack of convergence of reaction enthalpies either across the homodesmotic hierarchy for a fixed level of theory or across levels of theory for a given reaction class. The addition of selectively strained reference structures to the set of elemental reactants and products may rectify such problems. For example, in the bond separation reactions of cyclopentadiene and cyclohexa-1,3-diene, the trans-1,3-butadiene elemental product could be replaced by a cis-1,3-butadiene fragment in which the backbone bond angles are constrained to mimic the environment of the five- and six-membered rings of the reactants. In this case the energy difference between the cis- and trans-1,3-butadiene structures would be computed at higher levels of theory than employed for the bond separation reactions. A general study on how to best modify the homodesmotic hierarchy to balance ring and cage strain is clearly warranted.

Finally, it should be emphasized that the principles discussed here are not restricted to hydrocarbons and may be generally applied to compounds in which the formal bond types and hybridizations of the constituent atoms are unambiguous. For example, a consistent homodesmotic hierarchy and computational thermochemistry scheme might be constructed for organic systems that contain N, O, P, and S atoms. Numerous papers have already applied homodesmotic concepts to non-hydrocarbons, as illustrated in representative studies.^{31,52–54,158–164} However, the development of a systematic hierarchy of reaction classes and elemental products for general systems is still needed. The primary challenge for such extensions is the growth in the number of formal bond types and fragments involved in the definitions of the reaction classes, as well as the sets of elemental reactants and products for which accurate enthalpies of formation are required.

Supplementary Material

Refer to Web version on PubMed Central for supplementary material.

Acknowledgments

This work was supported by NIH fellowship 1F32GM082114 (SEW), NSF grant CHE-0548209 (KNH), NSF Grant CHE-0716718 (PvRS), and Department of Energy grant DE-FG02-97ER14748 (WDA). We would like to thank Prof. A. G. Császár, Prof. Z. Maksić, Prof. J. M. L. Martin, and H. M. Jaeger for helpful comments on the manuscript. Computer time was provided in part by the UCLA Institute for Digital Research and Education (IDRE).

References

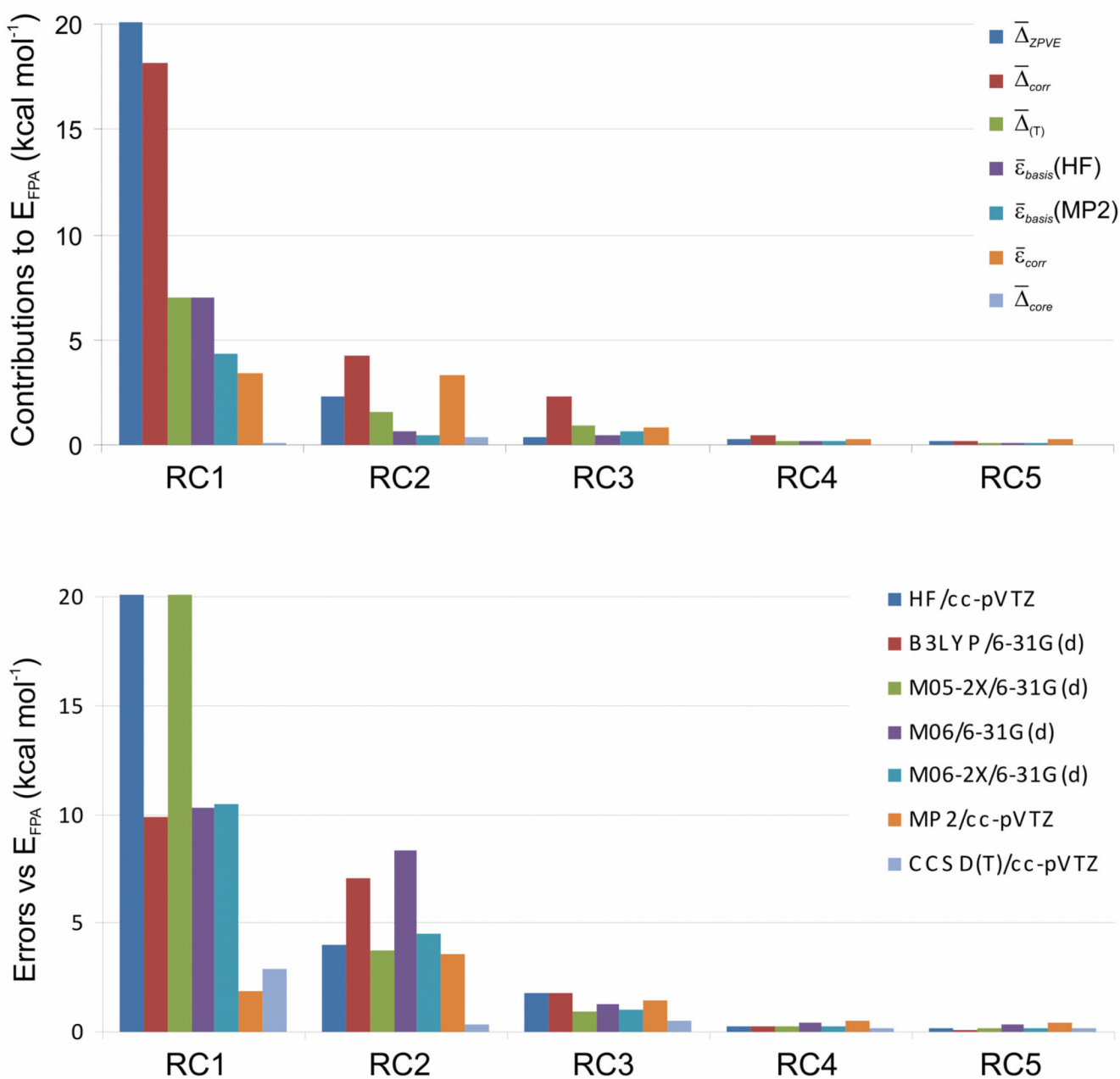
1. Hehre WJ, Ditchfield R, Radom L, Pople JA. *J. Am. Chem. Soc* 1970;92:4796–4801.
2. Radom L, Hehre WJ, Pople JA. *J. Am. Chem. Soc* 1971;93:289–300.
3. Hehre, WJ.; Radom, L.; Schleyer, PvR; Pople, JA. *Ab Initio Molecular Orbital Theory*. New York: Wiley-Interscience; 1986.
4. George P, Trachtman M, Bock CW, Brett AM. *Theor. Chem. Acc* 1975;38:121–129.
5. George P, Trachtman M, Bock CW, Brett AM. *Tetrahedron* 1976;32:317–232.
6. George P, Trachtman M, Bock CW, Brett AM. *J. Chem. Soc., Perkin Trans. 2* 1976:1222–1227.
7. Wiberg KB. *J. Comp. Chem* 1984;5:197–199.
8. Wiberg KB. *J. Org. Chem* 1985;50:5285–5291.
9. Ibrahim MR, Schleyer PvR. *J. Comp. Chem* 1985;6:157–167.
10. Cohen N, Benson SW. *Chem. Rev* 1993;93:2419–2438.
11. Benson, SW. *Thermochemical Kinetics*. Vol. 2nd ed.. New York: Wiley; 1976.
12. Wodrich MD, Schleyer PvR. *Org. Lett* 2006;8:2135–2138. [PubMed: 16671800]
13. Gronert S. *J. Org. Chem* 2006;71:1209–1219. [PubMed: 16438539]
14. "Strain" is associated with energy-raising structural features, typically distortions of bond angles, torsional arrangements, and non-bonded distances from optimum values. See Wiberg K. Agnew. *Chem. Int. Ed. Engl* 1986;25:312–322.322 and de Meijere A, Blechert S. *Strain and Its Implications in Organic Chemistry*. 1988DordrechtKluwer Academic Publishers
15. Tajti A, Szalay PG, Császár AG, Kállay M, Gauss J, Valeev EF, Flowers BA, Vázquez J, Stanton JF. *J. Chem. Phys* 2004;121:11599–11613. [PubMed: 15634125]
16. Bomble YJ, Vázquez J, Kállay M, Michauk C, Szalay PG, Császár AG, Gauss J, Stanton JF. *J. Chem. Phys* 2006;125:064108.
17. Karton A, Rabinovich E, Martin JML, Ruscic B. *J. Chem. Phys* 2006;125:144108. [PubMed: 17042580]
18. Martin, JML. *Annual Reports in Computational Chemistry*. Vol. Vol. 1. Amsterdam: Elsevier; 2005. p. 31-43.
19. Karton A, Taylor PR, Martin JML. *J. Chem. Phys* 2007;127:064104. [PubMed: 17705585]
20. Harding ME, Vázquez J, Ruscic B, Wilson AK, Gauss J, Stanton JF. *J. Chem. Phys* 2008;128:114111. [PubMed: 18361558]
21. Wodrich MD, Wannere CS, Mo Y, Jarowski PD, Houk KN, Schleyer PV. *Chem. Eur. J* 2007;13:7731–7744.
22. The actual text of the Note added in Proof to ref 4 is: "In reactions involving combinations of sp, sp² and sp³ hybridized carbon atoms the definition of an homodesmotic reaction requires more stringent condition than those given in this paper. These will be treated in a forthcoming publication."
23. Minkin VI. *Pure Appl. Chem* 1999;71:1919–1981.
24. Rogers DW, Podosenin A, Liebman JF. *J. Org. Chem* 1993;58:2589–2592.
25. Schleyer, PvR; Freeman, PK.; Jiao, H.; Goldfuss, B. *Angew. Chem. Chem. Int. Ed* 1995;34:337–340.
26. Maksić ZB, Kovacek D, Eckert-Maksić M, Bockmann M, Klessinger M. *J. Phys. Chem* 1995;99:6410–6416.

27. Maksić ZB, Kovacek D, Eckert-Maksić M, Zrinski I. *J. Org. Chem* 1996;61:6717–6719. [PubMed: 11667546]
28. Jiao HJ, Hommes N, Schleyer PV, deMeijere A. *J. Org. Chem* 1996;61:2826–2828. [PubMed: 11667118]
29. Cerioni G, Janoschek R, Rappoport Z, Tidwell TT. *J. Org. Chem* 1996;61:6212–6217. [PubMed: 11667457]
30. Mo O, Yanez M, Esseffar M, Herreros M, Notario R, Abboud JLM. *J. Org. Chem* 1997;62:3200–3207. [PubMed: 11671704]
31. Chesnut DB. *Chem. Phys* 1998;231:1–11.
32. Nendel M, Goldfuss B, Houk KN, Hafner K. *Theochem* 1999;461–462:23–28.
33. Zhou LX, Mang CY, Zhang YF, Xiang SC, Huang ZX. *Int. J. Quant. Chem* 2000;78:443–449.
34. Zhou LX, Zhang YF, Wu LM, Li JQ. *J. Mol. Struct. THEOCHEM* 2000;497:137–144.
35. Zhou LX. *Theor. Chem. Acc* 2000;105:86–92.
36. Chesnut DB, Bartolotti LJ. *Chem. Phys* 2000;257:175–181.
37. Rogers DW, McLafferty FJ. *J. Phys. Chem. A* 2002;106:1054–1059.
38. Stahl F, Moran D, Schleyer PvR, Prall M, Schreiner PR. *J. Org. Chem* 2002;67:1453–1461. [PubMed: 11871873]
39. Woodcock HL, Schaefer HF, Schreiner PR. *J. Phys. Chem. A* 2002;106:11923–11931.
40. de Meijere A, Kozhushkov SI, Rauch K, Schill H, Verevkin SP, Kuemmerlin M, Beckhaus H-D, Ruechardt C, Yufit DS. *J. Am. Chem. Soc* 2003;125:15110–15113. [PubMed: 14653746]
41. Kovacevic B, Barić D, Maksić ZB, Muller T. *J. Phys. Chem. A* 2004;108:9126–9133.
42. Qin CY, Davis SR, Zhao ZD, Magers DH. *J. Phys. Chem. A* 2006;110:2034–2038. [PubMed: 16451039]
43. Xue ZM, Cheng JJ, Chen CH. *J. Mol. Struct. THEOCHEM* 2006;763:181–186.
44. Chesnut DB. *Chem. Phys. Lett* 2007;338:75–77.
45. Hess BA Jr, Schaad LJ. *J. Am. Chem. Soc* 1983;105:7500–7505.
46. Nyulaszi L, Varnai P, Veszpremi T. *J. Mol. Struct. THEOCHEM* 1995;358:55–61.
47. Vianello R, Liebman JF, Maksić ZB. *Chem. Eur. J* 2004;10:5751–5760.
48. Barić D, Kovacevic B, Maksić ZB, Muller T. *J. Phys. Chem. A* 2005;109:10594–10606. [PubMed: 16834316]
49. Chesnut DB, Davis KM. *J. Comput. Chem* 1997;18:584–593.
50. El-Nahas AM, Bozzelli JW, Simmie JM, Navarro MV, Black G, Curran HJ. *J. Phys. Chem. A* 2006;110:13618–13623. [PubMed: 17165890]
51. George P, Bock CW, Trachtman M. *Theor. Chim. Acta* 1987;71:289–298.
52. Gimarc BM, Zhao M. *J. Phys. Chem* 1994;98:1596–1600.
53. Zhao M, Gimarc BM. *J. Phys. Chem* 1993;97:4023–4030.
54. Warren DS, Gimarc BM. *J. Phys. Chem* 1993;97:4031–4035.
55. Horner DA, Grev RS, Schaefer HF. *J. Am. Chem. Soc* 1992;114:2093–2098.
56. Ma BY, Sulzbach HM, Xie YM, Schaefer HF. *J. Am. Chem. Soc* 1994;116:3529–3538.
57. Minkin VI, Minyaev RM. *Chem. Rev* 2001;101:1247–1265. [PubMed: 11710220]
58. Delamere C, Jakins C, Lewars E. *Can. J. Chem* 2001;79:1492–1504.
59. Suresh CH, Koga N. *J. Org. Chem* 2002;67:1965–1968. [PubMed: 11895419]
60. Mo O, Yanez M, Elguero J, Roux MV, Jimenez P, Davalos JZ, da Silva MAV, da Silva M, Cabildo P, Claramunt R. *J. Phys. Chem. A* 2003;107:366–371.
61. Jarowski PD, Diederich F, Houk KN. *J. Org. Chem* 2005;70:1671–1678. [PubMed: 15730286]
62. Caramori GF, de Oliveira KT, Galembeck SE, Bultinck P, Constantino MG. *J. Org. Chem* 2007;72:2698–2698.
63. Ball DW. *J. Mol. Struct. THEOCHEM* 1996;364:183–188.
64. Myers AG, Sogi M, Lewis MA, Arvedson SP. *J. Org. Chem* 2004;69:2516–2525. [PubMed: 15049653]

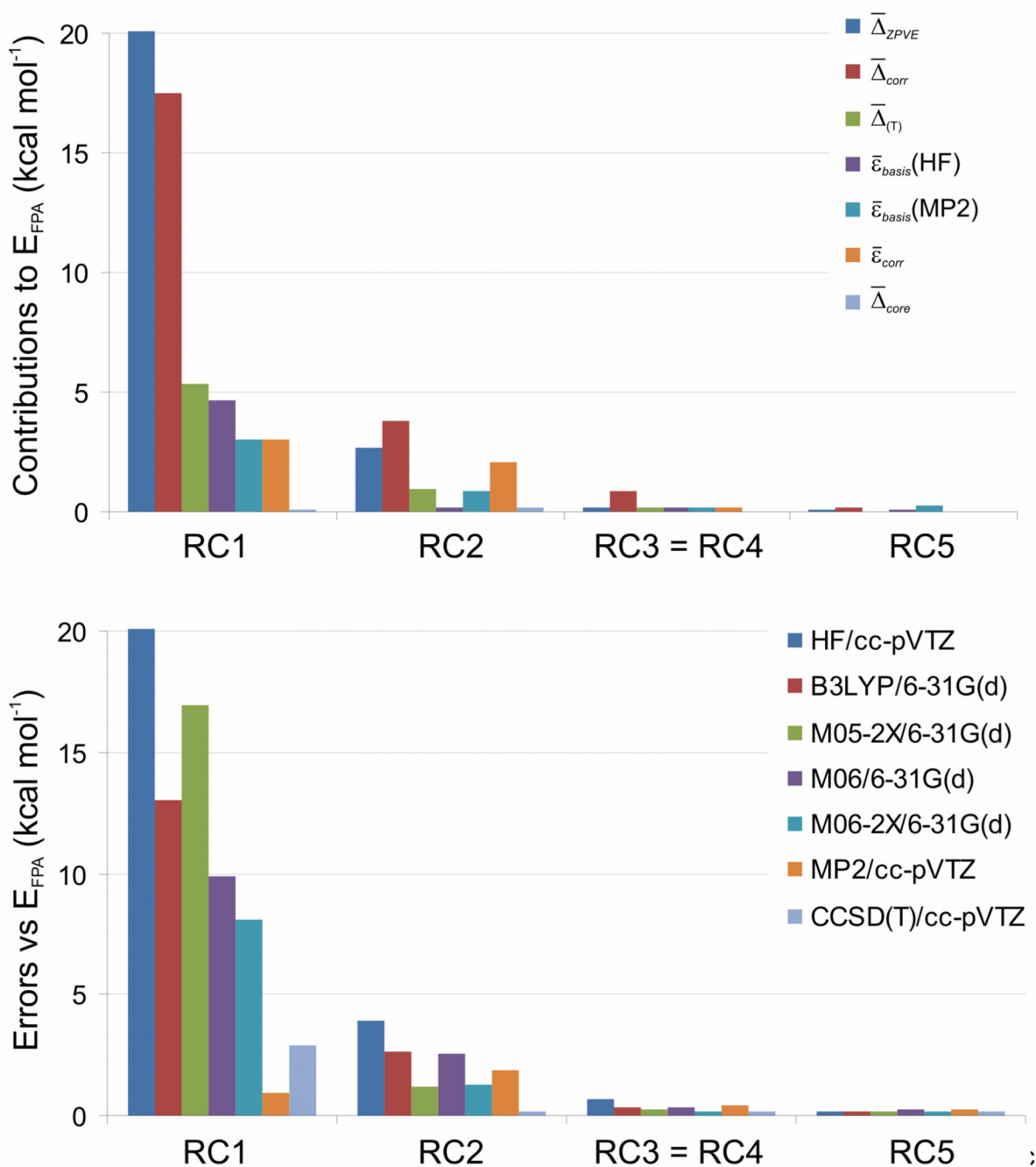
65. Schulman JM, Disch RL. *J. Am. Chem. Soc* 1984;106:1202–1204.
66. Vainshtein, BK.; Fridkin, VM.; Indenbom, VL. *Modern Crystallography 2: Structure of Crystals*. New York: Springer; 2000.
67. Wiberg KB. *Chem. Rev* 2001;101:1317–1332. [PubMed: 11710223]
68. Wehner SG, Boehme C, Reinscheid UM. *J. Mol. Struct. THEOCHEM* 2007;820:85–89.
69. Tirado-Rives J, Jorgensen WL. *J. Chem. Theory Comput* 2008;4:297–306.
70. Hess BA, Schaad LJ. *J. Am. Chem. Soc* 1971;93:305–310.
71. The application of these definitions becomes problematic in unusual cases in which the hybridizations or formal bond types at one or more sites are ambiguous. Large, cyclic poly-yne are examples, because they exhibit both acetylenic and cumulenic resonance structures
72. Barić D, Maksić ZB. *Theor. Chem. Acc* 2005;114:222–228.
73. Alcamí M, Mó O, Yáñez M. *J. Comp. Chem* 1998;19:1072–1086.
74. Wheeler SE, Robertson KA, Allen WD, Schaefer HF, Bomble YJ, Stanton JF. *J. Phys. Chem. A* 2007;111:3819–3830. [PubMed: 17402717]
75. Wheeler SE, Allen WD, Schaefer HF. *J. Chem. Phys* 2004;121:8800–8813. [PubMed: 15527344]
76. Simmonett AC, Allen WD, Schaefer HF. *J. Chem. Phys.* 2009in press
77. Redfern PC, Zapol P, Curtiss LA, Raghavachari K. *J. Phys. Chem. A* 2000;104:5850–5854.
78. Curtiss LA, Raghavachari K, Redfern PC. *J. Chem. Phys* 1998;108:692–697.
79. Császár AG, Allen WD, Schaefer HF. *J. Chem. Phys* 1998;108:9751–9764.
80. East ALL, Allen WD. *J. Chem. Phys* 1993;99:4638–4650.
81. Allen, WD.; East, ALL.; Császár, AG. *Structures and Conformations of Non-Rigid Molecules*. Laane, J.; Dakkouri, M.; van der Veken, B.; Oberhammer, H., editors. Dordrecht: Kluwer; 1993. p. 343-373.
82. Schuurman MS, Muir SR, Allen WD, Schaefer HF. *J. Chem. Phys* 2004;120:11586–11599. [PubMed: 15268193]
83. Becke AD. *J. Chem. Phys* 1993;98:5648–5652.
84. Franci MM, Pietro WJ, Hehre WJ, Binkley JS, Gordon MS, Defrees DJ, Pople JA. *J. Chem. Phys* 1982;77:3654–3665.
85. Dunning TH Jr. *J. Chem. Phys* 1989;90:1007–1023.
86. Feller D. *J. Chem. Phys* 1993;98:7059–7071.
87. Helgaker T, Klopper W, Koch H, Noga J. *J. Chem. Phys* 1997;106:9639–9646.
88. Purvis GD, Bartlett RJ. *J. Chem. Phys* 1982;76:1910–1918.
89. Scuseria GE, Scheiner AC, Lee TJ, Rice JE, Schaefer HF. *J. Chem. Phys* 1987;86:2881–2890.
90. Hampel C, Peterson KA, Werner H-J. *Chem. Phys. Lett* 1992;190:1–12.
91. Raghavachari K, Trucks GW, Pople JA, Head-Gordon M. *Chem. Phys. Lett* 1989;157:479–483.
92. Bartlett RJ, Watts JD, Kucharski SA, Noga J. *Chem. Phys. Lett* 1990;165:513–522.
93. Woon DE, Dunning TH Jr. *J. Chem. Phys* 1995;103:4572–4585.
94. Curtiss LA, Raghavachari K, Redfern PC, Rassolov V, Pople JA. *J. Chem. Phys* 1998;109:7764–7776.
95. Montgomery JA Jr, Frisch MJ, Ochterski JW, Petersson GA. *J. Chem. Phys* 1999;110:2822–2827.
96. Montgomery JA Jr, Frisch MJ, Ochterski JW, Petersson GA. *J. Chem. Phys* 2000;112:6532–6542.
97. Zhao Y, Schultz NE, Truhlar DG. *J. Chem. Theory and Comp* 2006;2:364–382.
98. Zhao Y, Truhlar DG. *Theo. Chem. Acc* 2008;120:215–241.
99. Zhao Y, Truhlar DG. *Acc. Chem. Res* 2008;41:157–167. [PubMed: 18186612]
100. Feller D, Peterson KA, Crawford TD. *J. Chem. Phys* 2006;124:054107. [PubMed: 16468851]
101. Császár, AG.; Tarczay, G.; Leininger, ML.; Polyansky, OL.; Allen, WD. *Spectroscopy from Space*. Demaison, J.; Sarka, K., editors. Dordrecht: Kluwer; 2001. p. 317-339.
102. Knowles PJ, Hampel C, Werner H-J. *J. Chem. Phys* 1993;99:5219–5227.
103. Knowles PJ, Hampel C, Werner H-J. *J. Chem. Phys* 2000;112:3106–3107.
104. Lee TJ, Jayatilaka D. *Chem. Phys. Lett* 1993;201:1–10.
105. Wheeler SE, Allen WD, Schaefer HF. *J. Chem. Phys* 2008;128:074107. [PubMed: 18298140]

106. Gaussian 03, Revision C.02, Frisch, et al.; Wallingford CT: Gaussian, Inc.; 2004.
107. MOLPRO. version 2006.1, is a package of ab initio programs written by H.-J. Werner, et al.
108. Janssen, CL.; Nielson, IB.; Leininger, ML.; Seidl, ET.; Colvin, ME. Massively Parallel Quantum Chemistry (MPQC). Livermore, California: Sandia National Laboratories; 2002.
109. Kendall RA, Apra E, Bernholdt DE, Bylaska EJ, Dupuis M, Fann GI, Harrison RJ, Ju J, Nichols JA, Nieplocha J, Straatsma TP, Windus TL, Wong AT. *Computer Phys. Comm* 2000;128:260–283.
110. Bylaska, EJ., et al. NWChem, A Computational Chemistry Package for Parallel Computers, Version 5.1. Richland, Washington 99352, USA: Pacific Northwest National Laboratory; 2007.
111. There are many other hypohomodesmotic reactions in the literature. The ones cited here are merely the ones labeled as homodesmotic.
112. Pieniazek SN, Clemente F, Houk KN. *Angew. Chem. Int. Ed* 2008;47:7746–7749.
113. Schreiner PR. *Angew. Chem. Int. Ed* 2007;46:4217–4219.
114. Cataldo, F., editor. *Polyynes: Synthesis, Properties, and Applications*. Boca Raton, FL: Taylor & Francis; 2006.
115. Tielens, AGGM.; Snow, TP., editors. *The Diffuse Interstellar Bands*. Dordrecht: Kluwer Academic Publishers; 1995.
116. Fulara J, Krelowski J. *New Astron. Rev* 2000;44:581–597.
117. Eisler S, Slepov AD, Elliott E, Luu T, McDonald R, Hegmann FA, Tykwinski RR. *J. Am. Chem. Soc* 2005;127:2666–2676. [PubMed: 15725024]
118. Smith PPK, Buseck PR. *Science* 1982;216:984–986. [PubMed: 17809068]
119. Baughman RH. *Science* 2006;312:1009–1010. [PubMed: 16709775]
120. Heimann, RB.; Evsyukov, SE.; Kavan, L., editors. *Carbyne and Carbynyoid Structures*. Dordrecht: Kluwer Academic Publishers; 1999.
121. Schwab PFH, Smith JR, Michl J. *Chem. Rev* 2005;105:1197–1279. [PubMed: 15826013]
122. Schwab PFH, Levin MD, Michl J. *Chem. Rev* 1999;99:1863–1933. [PubMed: 11849014]
123. Yamaguchi M, Park H-J, Ishizuka S, Omata K, Hiramama M. *J. Med. Chem* 1995;38:5015–5022. [PubMed: 8544177]
124. Yamaguchi M, Park H-J, Hiramama M. *Chem. Lett* 1997;535–536.
125. Kwok S. *Nature* 2004;430:985–991. [PubMed: 15329712]
126. Bandy RE, Lakshminarayan C, Frost RK, Zwier TS. *Science* 1992;258:1630–1633. [PubMed: 17742532]
127. Vuitton V, Gée C, Raulin F, Bénilan Y, Crépin C, Gazeau M-C. *Planetary and Space Science* 2003;51:847–852.
128. Stahl F, Schleyer PvR, Schaefer HF, Kaiser RI. *Planetary and Space Science* 2002;50:685–692.
129. Moses JI, Bézard B, Lellouch E, Gladstone GR, Feuchtgruber H, Allen M. *Icarus* 2000;143:244–298.
130. Krestinin AV. *Combust. Flame* 2000;121:513–524.
131. Richter H, Howard JB. *Prog. Energy Combust. Sci* 2000;26:565–608.
132. Hausmann M, Homann K-H. *Ber. Bunsenges. Phys. Chem* 1997;101:651–667.
133. Kiefer JH, Sidhu SS, Kern RD, Xie K, Chen H, Harding LB. *Combust. Sci. and Tech* 1992;82:101–130.
134. Rubin Y, Parker TC, Salvador JP, Jalisatgi S, Boule C, Wilkins CL. *Angew. Chem. Chem. Int. Ed. Engl* 1998;37:1226–1229.
135. Kroto HW, Walton DRM. *Phil. Trans. R. Soc. Lond. A* 1993;343:103–112.
136. Golovin AV, Takhistov VV. *J. Mol. Struct* 2004;701:57–91.
137. Sorkhabi O, Qi F, Rizvi AH, Suits AG. *J. Am. Chem. Soc* 2001;123:671–676. [PubMed: 11456579]
138. Rodriguez KR, Williams SM, Young MA, Teeters-Kennedy S, Heer JM, Coe JV. *J. Chem. Phys* 2006;125:194716. [PubMed: 17129159]
139. Zahradník R, Šroubková L. *Helv. Chim. Acta* 2003;86:979–1000.
140. Rogers DW, Matsunaga N, McLafferty FJ, Zavitsas AA, Liebman JF. *J. Org. Chem* 2004;69:7143–7147. [PubMed: 15471463]

141. Ruscic B, Pinzon RE, Morton ML, von Laszewski G, Bittner SJ, Nijsure SG, Amin KA, Minkoff M, Wagner AF. *J. Phys. Chem. A* 2004;108:9979–9997.
142. Ruscic B, Boggs JE, Burcat A, Császár AG, Demaison J, Janoschek R, Martin JML, Morton ML, Rossi MJ, Stanton JF, Szalay PG, Westmoreland PR, Zabel F, Berces T. *J. Phys. Chem. Ref. Data* 2005;34:573–656.
143. Ruscic B, Pinzon RE, Von Laszewski G, Kodeboyina D, Burcat A, Leahy D, Montoya D, Wagner AF. *J. Phys. Conf. Ser* 2005;16:561–570.
144. Ruscic B, Pinzon RE, Morton ML, Srinivasan NK, Su M-C, Sutherland JW, Michael JV. *J. Phys. Chem. A* 2006;110:6592–6601. [PubMed: 16722670]
145. Bomble YJ, Stanton JF, Kállay M, Gauss J. *J. Chem. Phys* 2005;123:054101. [PubMed: 16108625]
146. Kállay M, Gauss J. *J. Chem. Phys* 2005;123:214105. [PubMed: 16356037]
147. Watts JD, Gauss J, Bartlett RJ. *Chem. Phys. Lett* 1992;200:1–7.
148. King RA, Allen WD, Ma B, Schaefer HF. *Faraday Discuss* 1998;110:23–50.
149. Almlöf J, Taylor PR. *J. Chem. Phys* 1987;86:4070–4077.
150. Martin JML, Lee TJ, Taylor PR. *J. Chem. Phys* 1998;108:676–691.
151. Baughman RH, Eckhardt H, Kertesz M. *J. Chem. Phys* 1987;87:6687–6699.
152. Cataldo F. *Fullerene Sci. Technol* 1997;5:1615–1620.
153. Van Krevelen, DW. *Properties of Polymers*. Vol. 3rd ed.. Amsterdam: Elsevier; 1990.
154. Cioslowski J. *Chem. Phys. Lett* 1988;153:446–450.
155. Wodrich MD, Corminboeuf C, Schleyer PvR. *Org. Lett* 2006;8:3631–3634. [PubMed: 16898778]
156. Grimme S. *Angew. Chem. Int. Ed* 2006;45:4460–4464.
157. Schreiner PR, Fokin AA, Pascal RA Jr, de Meijere A. *Org. Lett* 2006;8:3635–3638. [PubMed: 16898779]
158. Benton CW, Magers DH. *Int. J. Quant. Chem* 2004;100:788–800.
159. Magers DH, Davis SR. *J. Mol. Struct. THEOCHEM* 1999;487:205–210.
160. Lewis LL, Turner LL, Salter EA, Magers DH. *J. Mol. Struct. THEOCHEM* 2002;592:161–171.
161. Nyulászi L, Várnai P, Veszprémi T. *J. Mol. Struct. THEOCHEM* 1995;358:55–61.
162. Zhao M, Gimarc BM. *J. Phys. Chem* 1994;98:7497–7503.
163. Bock CW, Trachtman M, George P. *Struct. Chem* 1990;1:345–354.
164. Cyrański MK, Krygowski TM, Katritzky AR, Schleyer PvR. *J. Org. Chem* 2002;67:1333–1338. [PubMed: 11846683]
165. Parthiban S, Martin JML, Liebman JF. *Mol. Phys* 100:453–464.

**Figure 1.**

Analysis of bond separation reaction energies for the conjugated systems (Set A) in Chart 3: upper panel, FPA energy decomposition; lower panel, performance of commonly used theoretical methods. Abbreviations: RC1 = isogyric, RC2 = isodesmic, RC3 = hypohomodesmotic, RC4 = homodesmotic, RC5 = hyperhomodesmotic.

**Figure 2.**

Analysis of bond separation reaction energies for the non-conjugated systems (Set B) in Chart 3: upper panel, FPA energy decomposition; lower panel, performance of commonly used theoretical methods. Abbreviations: RC1 = isogyric, RC2 = isodesmic, RC3 = hypohomodesmotic, RC4 = homodesmotic, RC5 = hyperhomodesmotic

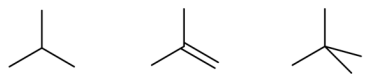
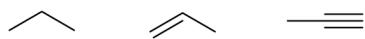
Isogyric (RC1)



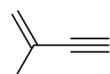
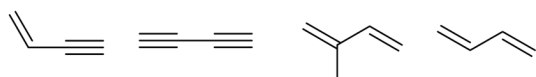

Isodesmic (RC2)



Hypohomodesmotic (RC3)



Homodesmotic (RC4)



Hyperhomodesmotic (RC5)

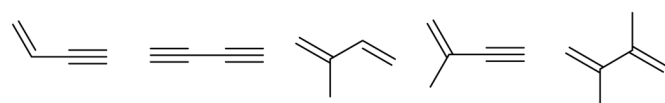
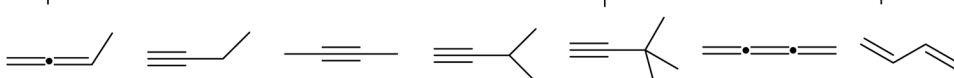
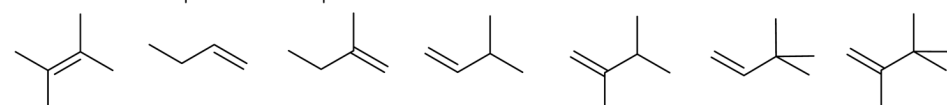
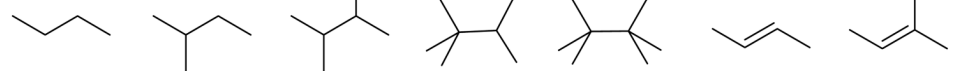


Chart 1.
Elemental products.


Isogyric (RC1)



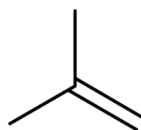
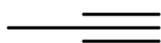
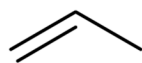

Isodesmic (RC2)



Hypohomodesmotic (RC3)



Homodesmotic (RC4)



Hyperhomodesmotic (RC5)

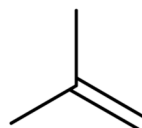
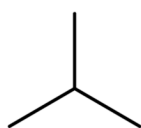
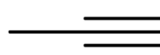
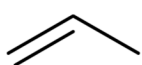
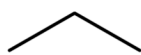
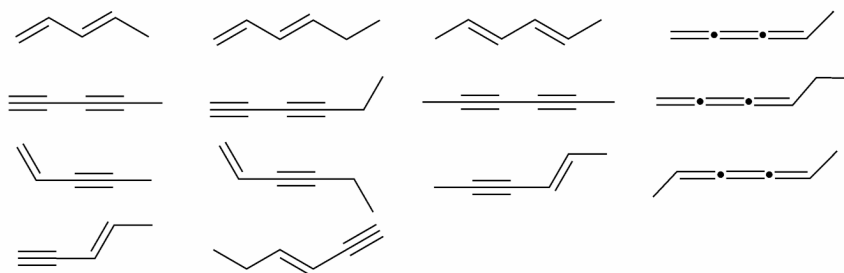


Chart 2.
Elemental reactants.

Conjugated Systems (Set A)



Non-Conjugated Systems (Set B)

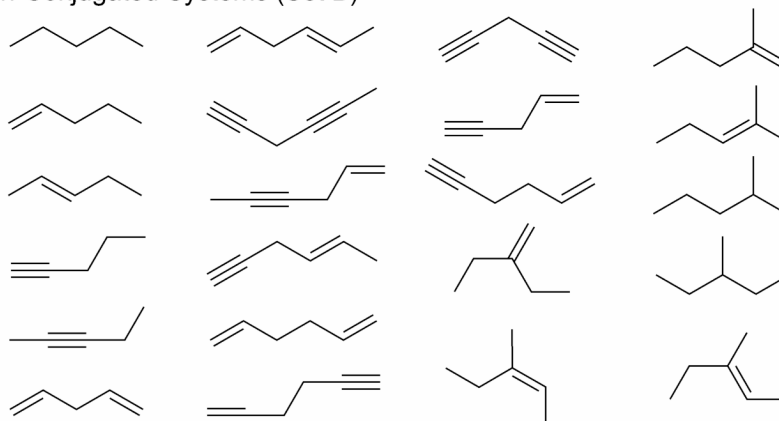


Chart 3.
Acyclic hydrocarbons selected for investigation of bond separation reactions.

Table 1
Energetic analysis (in kcal mol⁻¹) of prototypical hypohomodesmotic reactions.^a

Hypohomodesmotic Equation	E_{FPA}	Δ_{ZPVE}	Δ_{corr}	$\Delta_{\text{(T)}}$	$\epsilon_{\text{basis}}(\text{HF})$	$\epsilon_{\text{basis}}(\text{MP2})$	ϵ_{corr}	Δ_{core}
17	2.96	-0.33	0.55	0.43	-0.22	-0.35	-0.40	-0.01
18	-1.88	-1.19	3.61	1.16	-0.66	-0.65	-1.25	-0.02
19	-0.18	-0.38	1.19	0.50	-0.40	-0.58	-0.37	-0.03
20	3.14	-0.05	-0.64	-0.07	0.18	0.24	-0.03	0.02
21	1.10	-0.56	2.54	1.11	-0.02	-0.39	-0.25	-0.06
22	1.44	-0.77	1.77	0.59	-0.08	0.16	-0.90	0.03
23	-1.70	0.81	2.42	0.66	-0.26	-0.07	-0.87	0.01
Abs. Mean	1.77	0.58	1.82	0.64	0.26	0.35	0.58	0.02

^a E_{FPA} is the high-level focal point reaction energy at 0 K. The other symbols are defined in the text. All energies are evaluated at B3LYP/6-31G(d) optimized geometries.

Table 2
Performance of commonly used theoretical methods for reaction energies of hypohomodesmotic prototypes.^a

Hypohomodesmotic Equation	HF/cc-pVTZ	B3LYP/6-31G(d)	M05-2X/6-31G(d)	M06/6-31G(d)	M06-2X/6-31G(d)	MP2/cc-pVTZ	CCSD(T)/cc-pVTZ
17	+0.37	-1.38	-0.56	-0.76	-0.42	-0.58	-0.18
18	+2.91	-4.15	-1.39	-2.71	-1.49	-1.94	-0.69
19	+0.79	-1.93	-0.76	-0.98	-0.73	-0.77	-0.40
20	-0.42	+0.55	+0.20	+0.22	+0.30	+0.20	+0.23
21	+2.13	-2.22	-0.63	-1.73	-0.76	-1.16	-0.29
22	+1.71	-1.67	-0.43	-1.51	-0.45	-0.97	-0.07
23	+2.31	-0.14	+1.45	+0.70	+1.39	-0.47	-0.23
Abs. Mean	1.52	1.72	0.77	1.23	0.79	0.87	0.30

^aErrors are given in kcal mol⁻¹ relative to FPA benchmarks (*E*FPA, Table 1); B3LYP/6-31G(d) optimized geometries were employed throughout.

Table 3
Energetic analysis (mean absolute quantities in kcal mol⁻¹) of bond separation reaction types for various hydrocarbon classes.^a

Reaction Class ^b	E_{FPA}^c	$\bar{\Delta}_{\text{ZPVE}}$	$\bar{\Delta}_{\text{corr}}$	$\bar{\Delta}_{(\text{T})}$	$\bar{\epsilon}_{\text{basic}}(\text{HF})$	$\bar{\epsilon}_{\text{basic}}(\text{MP2})$	$\bar{\epsilon}_{\text{corr}}$	$\bar{\Delta}_{\text{core}}$
Conjugated hydrocarbons (Set A)								
RC0	1273.35	68.03	292.83	21.78	22.16	95.56	32.13	4.34
RC1	148.88	43.43	18.15	6.99	6.97	4.35	3.37	0.06
RC2	19.33	2.32	4.21	1.58	0.62	0.48	3.35	0.32
RC3	1.28	0.38	2.32	0.91	0.48	0.66	0.86	0.03
RC4	0.53	0.29	0.46	0.16	0.15	0.16	0.32	0.01
RC5	1.03	0.18	0.16	0.07	0.10	0.10	0.30	0.02
Non-conjugated hydrocarbons (Set B)								
RC0	1423.33	84.72	319.89	20.09	22.28	102.12	26.22	4.28
RC1	114.96	33.82	17.49	5.33	4.66	3.01	2.98	0.06
RC2	16.11	2.71	3.77	0.96	0.14	0.87	2.03	0.20
RC3 = RC4	1.33	0.16	0.83	0.20	0.14	0.18	0.21	0.01
RC5	0.58	0.09	0.19	0.03	0.06	0.24	0.03	0.00
Cyclopentadiene and 1,3-cyclohexadiene (Set C)								
RC0	1262.54	67.68	286.97	21.21	19.79	91.97	31.68	4.20
RC1	118.43	40.63	20.49	6.80	5.09	3.42	3.40	0.02
RC2	24.58	5.79	5.48	1.81	0.06	1.73	4.33	0.32
RC3	1.38	1.84	0.49	0.55	0.23	0.20	1.46	0.00
RC4	4.33	2.17	0.28	0.12	0.45	0.30	1.06	0.01
RC5	4.45	1.37	1.20	0.11	0.92	0.76	1.10	0.01

^aSymbols as defined in text. All energies evaluated at B3LYP/6-31G(d) optimized geometries. Details for each reaction are provided in Supporting Information.

^bAbbreviations: RC0 = atomization, RC1 = isogyric, RC2 = isodesmic, RC3 = hypohomodesmotic, RC4 = homodesmotic, RC5 = hyperhomodesmotic.

^cZPVE corrected energy. ZPVE from unscaled B3LYP/6-31G(d) harmonic vibrational frequencies.

Performance of commonly theoretical methods for the energetics (mean absolute errors in kcal mol⁻¹) of bond separation reactions.^a

Table 4

Reaction Class ^b	HF/cc-pVTZ	B3LYP/6-31G(d)	M05-2X/6-31G(d)	M06/6-31G(d)	M06-2X/6-31G(d)	MP2/cc-pVTZ	CCSD(T)/cc-pVTZ
Conjugated hydrocarbons (Set A)							
RC0	327.93	7.03	8.88	2.09	1.96	6.15	35.10
RC1	21.08	9.87	21.53	10.27	10.51	1.91	2.93
RC2	3.96	7.06	3.71	8.31	4.47	3.59	0.31
RC3	1.77	1.75	0.91	1.25	0.98	1.41	0.55
RC4	0.29	0.24	0.24	0.40	0.22	0.49	0.17
RC5	0.18	0.11	0.18	0.32	0.19	0.43	0.14
Non-conjugated hydrocarbons (Set B)							
RC0	356.89	10.62	9.75	3.84	3.18	12.12	37.00
RC1	20.34	13.02	16.93	9.83	8.06	0.94	2.85
RC2	3.92	2.67	1.18	2.51	1.30	1.88	0.16
RC3 = RC4	0.67	0.38	0.21	0.34	0.18	0.40	0.19
RC5	0.14	0.14	0.18	0.28	0.21	0.22	0.19
Cyclopentadiene and 1,3-cyclohexadiene (Set C)							
RC0	321.94	10.72	6.36	3.32	2.17	3.29	34.97
RC1	24.20	13.51	18.94	12.37	10.69	0.34	3.71
RC2	6.07	0.14	0.19	1.56	0.58	3.74	0.59
RC3	0.46	0.37	0.70	1.16	1.40	1.48	0.13
RC4	0.41	1.45	1.26	1.92	1.82	0.90	0.15
RC5	0.85	1.15	1.44	2.09	2.16	0.75	0.35

^a Errors relative to FPA benchmarks in Table 3. All energies were evaluated at B3LYP/6-31G(d) optimized geometries. Details for each reaction are provided in Supporting Information.

^b Abbreviations: RC0 = atomization, RC1 = isogyric, RC2 = isodesmic, RC3 = hypohomodesmotic, RC4 = homodesmotic, RC5 = hyperhomodesmotic.

Table 5
Incremental valence focal point table (kcal mol⁻¹) for the homodesmotic (RC4) bond separation reactions of 1,3,5-hexatriyne and 1,3,5,7-octatetrayne.^{a,b}

Basis Set	$\Delta E_0[\text{RHF}]$	$+\delta[\text{MP2}]$	$+\delta[\text{CCSD}]$	$+\delta[\text{CCSD(T)}]$	$\Delta E_0[\text{CCSD(T)}]$
cc-pVDZ	0.57	+1.67	-1.35	+0.43	[+1.32]
cc-pVTZ	0.39	+2.08	-1.42	+0.45	[+1.50]
cc-pVQZ	0.33	+1.9	-1.42	+0.44	[+1.26]
cc-pV5Z	0.35	+1.86	[-1.44]	[+0.44]	[+1.19]
CBS Limit	[+0.37]	[+1.83]	[-1.47]	[+0.44]	[+1.16]
	$\Delta E^{\text{FPA}} = \Delta E_0[\text{CCSD(T)}] + \delta[\text{CCSDT(Q)/cc-pVDZ}] + \Delta E(\text{core}) + \Delta E(\text{ZPVE})$ $= 1.16 + 0.03 + 0.02 + 0.21 = 1.42 \text{ kcal mol}^{-1}$				
	$\Delta_f H_0^\square (\text{C}_6\text{H}_2) = 162.7 \pm 0.4 \text{ kcal mol}^{-1}; \Delta_f H_{298}^\square (\text{C}_6\text{H}_2) = 163.7 \pm 0.4 \text{ kcal mol}^{-1}$				
cc-pVDZ	1.12	+4.17	-3.31	+1.05	[+3.03]
cc-pVTZ	0.74	+4.88	-3.43	+1.09	[+3.29]
cc-pVQZ	0.65	+4.60	-3.43	+1.08	[+2.90]
cc-pV5Z	0.68 +4.53	[-3.46]	[+1.07]	[+2.83]	
CBS Limit	[+0.71]	[+4.46]	[-3.50]	[+1.07]	[+2.74]
	$\Delta E^{\text{FPA}} = \Delta E_0[\text{CCSD(T)}] + \delta[\text{CCSDT(Q)/cc-pVDZ}] + \Delta E(\text{core}) + \Delta E(\text{ZPVE})$ $= 2.74 + 0.06 + 0.04 + 0.46 = 3.30 \text{ kcal mol}^{-1}$				
	$\Delta_f H_0^\square (\text{C}_8\text{H}_2) = 215.6 \pm 0.6 \text{ kcal mol}^{-1}; \Delta_f H_{298}^\square (\text{C}_8\text{H}_2) = 217.6 \pm 0.6 \text{ kcal mol}^{-1}$				
Fit	$a+be^{-cx}$	$a+bX^{-3}$	$a+bX^{-3}$	$a+bX^{-3}$	$a+bX^{-3}$
Points (X=)	3,4,5	4,5	3,4	3,4	3,4

Basis Set	ΔE_e [RRHF]	+ δ [MP2]	+ δ [CCSD]	+ δ [CCSD(T)]	ΔE_e [CCSD(T)]
-----------	---------------------	------------------	-------------------	----------------------	------------------------

^aThe symbol δ denotes the increment in the energy difference (ΔE_e) with respect to the previous level of theory. Bracketed numbers are the result of basis set extrapolations (using the fits denoted in the table), while unbracketed numbers were explicitly computed. All energies evaluated at frozen-core CCSD(T)/TZ(2d1f,2p1d) optimized geometries.

^bReference enthalpies of formation (kcal mol^{-1}) were as follows: $\Delta_f H_0^\circ$ (acetylene) = 54.69 ± 0.07 (ref 16); $\Delta_f H_{298}^\circ$ (acetylene) = 54.52 ± 0.07 (refs 16 and 165); $\Delta_f H_0^\circ$ (diacetylene) = 109.4 ± 0.3 (ref 76); $\Delta_f H_{298}^\circ$ (diacetylene) = 109.7 ± 0.3 (ref 76)

Table 6

Enthalpies of formation $\left[\frac{1}{2n+4}\Delta_f H_{298}^0\right]$ for C_nH_2 through $C_{24}H_2$, predicted using various DFT functionals. Rigorous focal point results (FPA) are included for comparison.^a

$C_{2n+4}H_2$	B3LYP	M05-2X	M06-2X	M06	FPA	$\frac{1}{2}[\Delta_f H_{298}^0(C_{m+2}H_2) - \Delta_f H_{298}^0(C_mH_2)]^{2b}$
C_6H_2	27.21	27.34	27.34	27.29	27.28	
C_8H_2	27.04	27.30	27.30	27.21	27.20	
$C_{10}H_2$	26.82	26.84	26.84	26.82		26.16
$C_{12}H_2$	26.72	26.74	26.75	26.71		26.19
$C_{14}H_2$	26.63	26.68	26.69	26.64		26.06
$C_{16}H_2$	26.56	26.62	26.63	26.57		26.11
$C_{18}H_2$	26.49	26.59	26.60	26.52		26.01
$C_{20}H_2$	26.44	26.54	26.56	26.47		26.07
$C_{22}H_2$	26.40	26.52	26.53	26.43		25.99
$C_{24}H_2$	26.36	26.48	26.50	26.39		26.06
$C_{26}H_2$	26.33	26.47	26.48	26.37		

^aValues for C_6H_2 and C_8H_2 were derived from eq (24), while eq (26) was used for the larger polyynes. All DFT energies were evaluated at B3LYP/6-31G(d) geometries using the 6-31G(d) basis set.

^bBased on M06/6-31G(d) results. Asymptotic limit: 25.97 ± 0.05 kcal/(mol carbon atoms). See SI Figure S1 and S2.