

Published in final edited form as:

Adv Synth Catal. 2008 February 26; 350(4): 537–541. doi:10.1002/adsc.200700331.

Synthesis of 2,3,4-Trisubstituted Thiochromanes using an Organocatalytic Enantioselective Tandem Michael–Henry Reaction

Rajasekhar Dodda^a, Joshua J. Goldman^a, Tanmay Mandal^a, Cong-Gui Zhao^a, Grant A. Broker^a, and Edward R. T. Tiekink^a

^a Department of Chemistry, University of Texas at San Antonio, One UTSA Circle, San Antonio, Texas 78249-0698, USA, Fax: (+1)-210-458-7428; e-mail: cong.zhao@utsa.edu

Abstract

Enantioenriched 2,3,4-trisubstituted thiochromanes have been synthesized by using a cupreine-catalyzed tandem Michael addition–Henry reaction between 2-mercaptobenzaldehydes and β -nitrostyrenes. Good diastereoselectivities and enantioselectivities were obtained for the title compounds, which may be further improved through a single recrystallization (up to 98% *de* and >99% *ee*).

Keywords

Henry reaction; 2-mercaptobenzaldehyde; Michael addition; β -nitrostyrene; organocatalysis; tandem reaction

Chromanes are an important class of compounds that are found in many biologically active natural products.[1] Thiochromanes, the sulfur analogues of chromanes, have also been reported to possess important biological activities.[2] There are also reports that the replacement of the oxygen atom in chromanes with a sulfur atom results in enhanced bioactivities.[2d,f] Some representative examples are collected in Figure 1. Tertatolol (**1**) has been shown to have affinity to 5HT_{A1} receptors in human and rat brains.[2a,b] Thiochromane derivative **2** also displays a mixed binding affinity to dopamine D₂, D₃ and 5HT_{A1} receptors, [2d] whereas thiochromane derivative **3** shows potent anti-HIV activity.[2e]

Owing to their biological activities, several asymmetric methods have been developed for the synthesis of these compounds, which include asymmetric reduction of thiochroman-4-ones, [3] enzymatic resolution of racemic 4-hydroxythiochromanes or 4-acyloxythiochromanes,[4] and enantioselective alkylation of thiochromanes *via* conjugate addition.[5] Last year Wang and co-workers reported an enantioselective tandem Michael–aldol reaction for the synthesis of thiochromenes catalyzed by a proline derivative.[6] Most recently, the same group also reported a quinine thiourea-catalyzed tandem Michael–aldol reaction for synthesis of

Correspondence to: Cong-Gui Zhao.

Dedicated to Professor Rong-Yu Zhang on the occasion of his 73th birthday.

Supporting information for this article is available on the WWW under <http://asc.wiley-vch.de/home/>.

Supporting Information

Detailed experimental procedure, NMR spectra for new compounds, HPLC analysis and X-ray data are available as Supporting Information

thiochromanes.[7] Nonetheless, even with these progresses, an enantioselective method for the synthesis of 3-amino-4-hydroxythiochromanes (such as **2**) is still lacking.

Recently, as part of our continued interest in enantioselective organocatalysis,[8] we reported a highly enantioselective Henry reaction[9] for the synthesis of α -hydroxyphosphonates by using cupreine derivatives as the catalysts.[10] During this study, we envisioned that a tandem [11] Michael–Henry reaction may be achieved if the starting material has both a nucleophilic and an electrophilic site, such as 2-mercaptobenzaldehyde. Although tandem Michael–Henry reactions are known in the literature,[12] only very recently have Hayashi and co-workers reported a catalytic enantioselective method.[13] Moreover, the synthesis of thiochromanes by using this tandem reaction has never been studied.[14] Herein, we report an organocatalytic, enantioselective tandem Michael–Henry reaction for the direct synthesis of 2-aryl-3-nitro-4-hydroxythiochromanes.

By using 2-mercaptobenzaldehyde (**8**) and β -nitrostyrene (**9**) as the model compounds, we initially studied the tandem Michael–Henry reaction using 5 mol% of DABCO as the catalyst at room temperature (entry 1, Table 1). We were pleased to find that the reaction was completed in just 5 min and only two diastereomers of the expected 2-phenyl-3-nitro-4-hydroxythiochromane (**10a**) were obtained in a ratio of 70:30, according to the ^1H NMR analysis of the crude product. Encouraged by this result, we further screened some readily available alkaloid catalysts **4–7** (Figure 2) in an effort to develop an enantioselective reaction, and the results are summarized in Table 1.

As shown in Table 1, with 5 mol% loading of quinine (**4**) in diethyl ether, the reaction of **8** and **9** proceeds smoothly, and complete conversion was achieved in just 5 min (entry 2). The same two diastereomers were formed in a ratio of 75:25. However, the *ee* value of the major diastereomer was only 8% for the enantiomer of **10a** [i.e., the (2*S*,3*R*,4*S*)-stereo-isomer]. Catalyst **5** (9-*O*-benzylcupreine) also produces a similar diastereoselectivity (67:33) with a modest *ee* value of 29%, but with **10a** as the major product of the major diastereomer (entry 3). In contrast, cupreine (**6**) proved to be a good catalyst for this reaction, and an *ee* value of 75% for **10a** was obtained under similar conditions (entry 4). As expected, catalyst **7**, the diastereomer of **6**, yielded **10a** in similar diastereoselectivity and enantioselectivity as **6**, except that the enantiomer of **10a** was obtained (entry 5). The reaction conditions were further optimized for **6**. Screening of some common organic solvents (toluene, CHCl_3 , and EtOAc, entries 6–8) revealed that ether (entry 4) is the best one in terms of both diastereoselectivity and enantioselectivity.

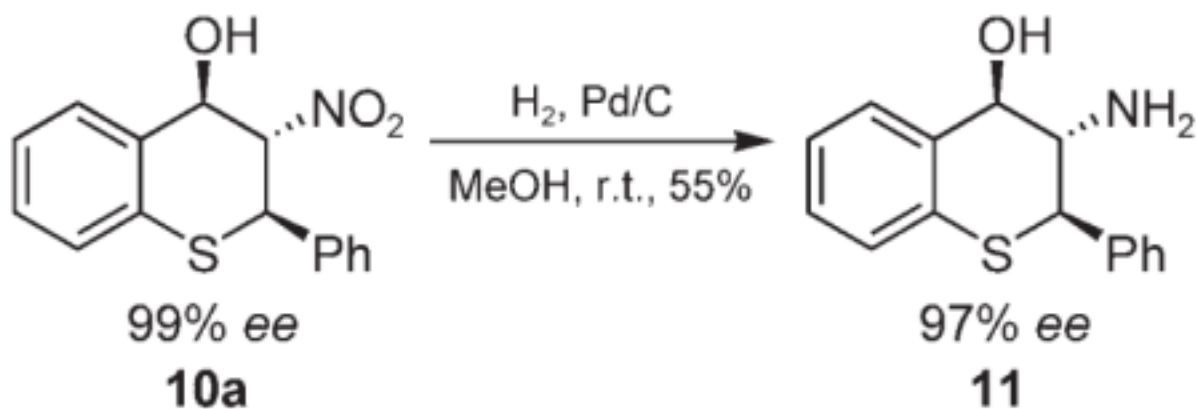
It was also found that the reaction temperature has subtle effects on the reaction (entries 9–11): the highest enantioselectivity of 86% was obtained by carrying out the reaction at -10°C (entry 10), whereas higher (entries 5 and 9) or lower temperatures (entry 11) all led to inferior *ee* values. In contrast, the diastereoselectivity of this reaction is essentially not affected by the reaction temperature (entries 5, 9, and 11). Since the reaction proceeds very quickly under the optimized conditions (-10°C in ether), 5 mol% of catalyst loading seems unnecessary. Indeed, the reaction with only 2 mol% loading gave similar results (entries 12 and 10). It should be pointed out that the major diastereomer is a crystalline compound and the diastereoselectivity and enantioselectivity may be easily improved by recrystallization from hexane/EtOAc. For example, the diastereoselectivity and enantioselectivity of compound **10a** were improved to 94:6 and $> 99\%$ *ee*, respectively, after a single recrystallization (entry 12, values in parentheses).

To test the substrate scope of this new tandem reaction, the reaction of various 2-mercaptobenzaldehydes[15] and β -nitrostyrenes was studied under the optimized conditions using 2 mol% of cupreine (**6**) as the catalyst. The results are collected in Table 2.

As shown in Table 2, the reaction of 2-mercaptobenzaldehyde with various β -nitrostyrenes all give excellent yields of the desired products ($\geq 94\%$, entries 2–9). According to NMR analyses of the crude products, only two diastereomers were formed, even though three stereogenic centers were generated. The diastereoselectivities were in the range of 68:32 to 77:23, and the *ee* values of the major enantiomers were from 72 to 86%. β -Nitrostyrenes with electron-withdrawing substituents on the *ortho*, *meta* or *para* positions afford thiochromanes with slightly inferior enantioselectivities (entries 3–6), except for the 2-bromo substrate (entry 2), for which the product was obtained in 85% *ee*. Besides the prototype 2-mercaptobenzaldehyde, substituted 2-mercaptobenzaldehydes also react with β -nitrostyrenes. For example, the reaction of 2-mercapto-4-methoxybenzaldehyde and β -nitrostyrene (entry 10) and 4-bromo- β -nitrostyrene (entry 11) both give similar diastereoselectivities (*ca.* 70:30) and enantioselectivities (*ca.* 80% *ee*). These results are comparable with those of 2-mercaptobenzaldehyde (entry 1). Similar results were also observed when 4-methyl-2-mercaptobenzaldehyde (entry 12) and 4-chloro-2-mercaptobenzaldehyde (entry 13) and β -nitrostyrene were used; except that the yields (*ca.* 85%) and *ee* values (*ca.* 75%) were slightly lower. As with compound **10a** (entry 1), all these diastereomeric mixtures cannot be separated by column chromatography; however, they may be readily separated by recrystallization. As shown in Table 2 (data in parentheses), after a single recrystallization using hexane/EtOAc, the major diastereomers of thiochromanes **10a–m** may be obtained in very good diastereomeric purity (*dr* $\geq 87:13$) and high optical purity ($>99\%$ *ee* in several cases).

The absolute configuration of major diastereomer was assigned on the basis of the X-ray crystallographic analysis on compound **10b** (CCDC deposition number: 647961). The stereochemistry of the major *trans,trans*-isomer is *2R,3S,4R*.^[16] A mechanism as shown in Scheme 1 is proposed to explain the observed results. The mercapto group of the mercaptoaldehyde is deprotonated by the catalyst and the newly formed anion is associated with the catalyst through charge interactions. When β -nitrostyrene approaches this complex, the nitro group will form hydrogen bonds with the two hydroxy groups of the curpreine. Among the two possible orientations of the alkene substrate (Scheme 1), the *re* face approach is favored (left structure), as the unfavourable steric interaction between the phenyl group and the catalyst backbone is avoided. The attack of the sulfide anion onto the *re* face of the β -nitrostyrene leads to the observed major enantiomer of the product.

To show the utility of this method in the preparation of enantioenriched 3-amino-4-hydroxythiochromanes,^[2d] the nitro compound **10a** obtained in this study was reduced with hydrogen gas under the catalysis of palladium/carbon. As shown in Eq. (1), the reaction leads to the desired amino derivative **11** in good yield and with complete retention of the stereochemistry.



(1)

In summary, we have developed a tandem Michael–Henry reaction of 2-mercaptobenzaldehydes and β -nitrostyrenes by using cupreine (**6**) as the catalyst. Chiral 2-aryl-3-nitrothiochroman-4-ols have been synthesized with enantioselectivities up to 86% and diastereomeric ratios up to 78:22. A single recrystallization of the diastereomeric mixture from hexane/EtOAc enhances both the enantioselectivities (up to >99% *ee*) and diastereoselectivities (up to 98% *de*). These products are useful for the synthesis of biologically active thiochromane derivatives, such as compound **2**.

Experimental Section

General Experimental Procedure

A solution of β -nitrostyrene (**9**, 0.2 mmol) and cupreine (**6**, 1.25 mg, 0.004 mmol) in anhydrous diethyl ether (5.0 mL) was stirred at -10°C for 2 min. After which, a precooled solution (-10°C) of 2-mercaptobenzaldehyde (**8**, 0.22 mmol) in anhydrous diethyl ether (5.0 mL) was added over a period of 1 min. The reaction mixture was then stirred at the same temperature for 5 min. The solvent was removed at 0°C under reduced pressure. The crude mixture was subjected to flash column chromatography over silica gel (eluted with 9:1 hexane/EtOAc and then EtOAc) to furnish a mixture of two diastereomers, which was further recrystallized using a mixture of hexane and ethyl acetate to afford 2,3,4-trisubstituted thiochromanes **10a–m** as colorless crystals. The compounds were fully characterized by ^1H , ^{13}C NMR, microanalysis and optical rotation data.

Supplementary Material

Refer to Web version on PubMed Central for supplementary material.

Acknowledgments

Generous financial support of this project from the Welch foundation (grant no. AX-1593) and the NIH-MBRS program (grant no. S06 08194) is gratefully acknowledged.

References

1. For a review on chromanes and tocopherols, see: Parkhurst, RM.; Skinner, WA. Chromanes and Tocopherols in Chemistry of Heterocyclic Compounds. Ellis, GP.; Lockhardt, IM., editors. Vol. 36. Wiley; New York: 1981. p. 1-469.

2. a) Castro ME, Harrison PJ, Pazos A, Sharp T. *J Neurochem* 2000;75:755–762. [PubMed: 10899952] b) Lejuene F, Rivet JM, Gobert A, Canton H, Millan MJ. *Eur J Pharmacol* 1993;240:307–310. [PubMed: 8243546] c) Bolognesi ML, Bortolini M, Cavalli A, Andrisano V, Rosini M, Minarini A, Melchiorre CJ. *J Med Chem* 2004;47:5945–5952. [PubMed: 15537349] d) Vliet LAV, Rodenhuis N, Dijkstra D, Wikstrom H, Pugsley TA, Serpa KA, Meltzer LT, Heffner TG, Wise LD, Lajiness ME, Huff RM, Svensson K, Sundell S, Lundmark M. *J Med Chem* 2000;43:2871–2882. [PubMed: 10956195] e) Chen Y, Zhang Q, Zhang B, Xia P, Xia Y, Yang ZY, Kilgore N, Wild C, Morris-Natschka SL, Lee KH. *Bioorg Med Chem* 2004;12:6383–6387. [PubMed: 15556756] f) Spruce LW, Rajadhyaksha SN, Berlin KD, Gale JB, Miranda ET, Ford WT, Blossey EC, Verma AK, Hossain MB, Helm DVD, Breitman TR. *J Med Chem* 1987;30:1474–1482. [PubMed: 3612691]
3. a) Ursini CV, Dias GHM, Rodrigues JAR. *J Organomet Chem* 2005;690:3176–3186. b) Micskei K, Hajdu C, Wessjohann LA, Merics L, Kiss-Sziksai A, Patonay T. *Tetrahedron: Asymmetry* 2004;15:1735–1744. c) Evans DA, Michael FE, Tedrow JS, Campos KR. *J Am Chem Soc* 2003;125:3534–3543. [PubMed: 12643715] d) Zhang X, Taketomi T, Yoshizumi T, Kumobayashi H, Akutagawa S, Mashima K, Takaya H. *J Am Chem Soc* 1993;115:3318–3319. e) Quallich GJ, Woodall TM. *Tetrahedron Lett* 1993;34:785–788.
4. a) Holland HL, Manoharan TS, Schweizer F. *Tetrahedron: Asymmetry* 1991;2:335–338. b) Honig H, Shi N, Polanz G. *Biocatalysis* 1994;9:61–69.
5. a) Xie J-W, Chen W, Li R, Zheng M, Du W, Yue L, Chen Y-C, Wu Y, Zhu J, Deng J-G. *Angew Chem* 2007;119:393–396. *Angew Chem Int Ed* 2007;46:389–392. b) Xue D, Chen YC, Wang QW, Cun LF, Zhu J, Deng JG. *Org Lett* 2005;7:5293–5296. [PubMed: 16268561]
6. Wang W, Li H, Wang J, Zu L. *J Am Chem Soc* 2006;128:10354–10355. [PubMed: 16895386] See also: Rios R, Sunden H, Ibrahim I, Zhao GL, Cordova A. *Tetrahedron Lett* 2006;47:8679–8682.
7. Zu L, Wang J, Li H, Xie H, Jiang W, Wang W. *J Am Chem Soc* 2007;129:1036–1037. [PubMed: 17263377]
8. a) Samata S, Liu J, Dodda R, Zhao CG. *Org Lett* 2005;7:5321–5323. [PubMed: 16268568] b) Samata S, Zhao CG. *J Am Chem Soc* 2006;128:7442–7443. [PubMed: 16756289] c) Dodda R, Zhao CG. *Org Lett* 2006;8:4911–4914. [PubMed: 17020334] d) Samanta S, Krause J, Mandal T, Zhao CG. *Org Lett* 2007;9:943–945. [PubMed: 17284048]
9. For reviews, see: a) Ooi T, Maruoka K. *Acc Chem Res* 2004;37:526–533. [PubMed: 15311951] b) Palomo C, Oiarbide M, Mielgo A. *Angew Chem* 2004;116:5558–5560. *Angew Chem Int Ed* 2004;43:5442–5444. c) Marcelli T, van Maarseveen JH, Hiemstra H. *Angew Chem* 2006;118:7658–7666. *Angew Chem Int Ed* 2006;45:7496–7504.
10. Mandal T, Samanta S, Zhao CG. *Org Lett* 2007;9:943–945. [PubMed: 17284048]
11. For selected examples on organocatalytic tandem reactions, see: a) Ramachary DB, Chowdari NS, Barbas CF III. *Angew Chem* 2003;115:4365–4369. *Angew Chem Int Ed* 2003;42:4233–4237. b) Yamamoto Y, Momiyama N, Yamamoto H. *J Am Chem Soc* 2004;126:5962–5963. [PubMed: 15137750] c) Brandau S, Maerten E, Jorgensen KA. *J Am Chem Soc* 2006;128:14986–14991. [PubMed: 17105310] d) Enders D, Huttli MRM, Grondal C, Raabe G. *Nature* 2006;441:861–863. [PubMed: 16778886] e) Maki BE, Chan A, Phillips EM, Scheidt KA. *Org Lett* 2007;9:371–374. [PubMed: 17217307] f) Kotkar S, Chavan VB, Vilas B, Sudalai A. *Org Lett* 2007;9:1001–1004. [PubMed: 17295495] g) Li H, Wang J, E-Nunu T, Zu L, Jiang W, Wei S, Wang W. *Chem Commun* 2007:507–509. For reviews on tandem reactions, see: h) Nicolaou KC, Edmonds DJ, Bulger PG. *Angew Chem* 2006;118:7292–7344. *Angew Chem Int Ed* 2006;45:7134–7186. i) Guo HC, Ma JA. *Angew Chem* 2006;118:362–375. *Angew Chem Int Ed* 2006;45:354–366. j) Tietze LF. *Chem Rev* 1996;96:115–136. [PubMed: 11848746]
12. a) Barco A, Baricordi N, Benetti S, Risi CD, Pollini GP. *Tetrahedron Lett* 2006;47:8087–8090. b) Ballini R, Barboni L, Fiorini D, Giarlo G, Palmieri A. *Green Chem* 2005;7:828–829. c) Barco A, Benetti S, Risi CD, Pollini GP, Romagnoli R, Zanirato V. *Tetrahedron Lett* 1996;37:7599–7602. d) Barco A, Benetti S, Risi CD, Pollini GP, Romagnoli R, Zanirato V. *Tetrahedron Lett* 1994;35:9293–9296. e) Posner GH, Crouch RD. *Tetrahedron* 1990;46:7509–7530.
13. Hayashi Y, Okano T, Arataka S, Hazelard D. *Angew Chem* 2007;119:5010–5013. *Angew Chem Int Ed* 2007;46:4922–4925.
14. For a related example, see: Yao CF, Jang YJ, Yan MC. *Tetrahedron Lett* 2003;44:3813–3816.

15. 2-Mercaptobenzaldehydes were synthesized using a modified procedure originally reported by: Gallagher T, Pardoe DA, Porter RA. *Tetrahedron Lett* 2000;41:5415–5418.
16. For details, see Supporting Information.

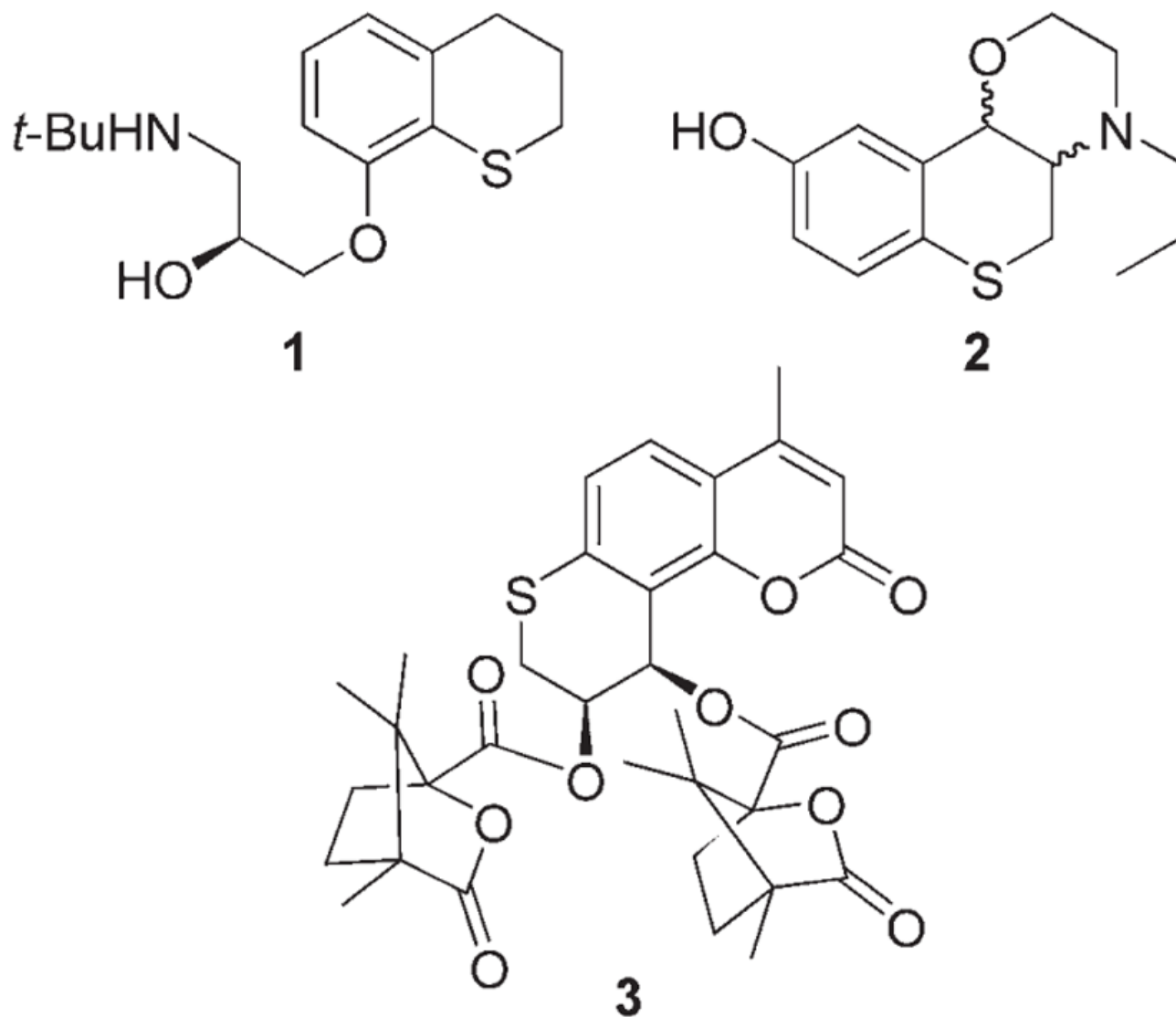


Figure 1.
Some biologically active thiochromane derivatives.

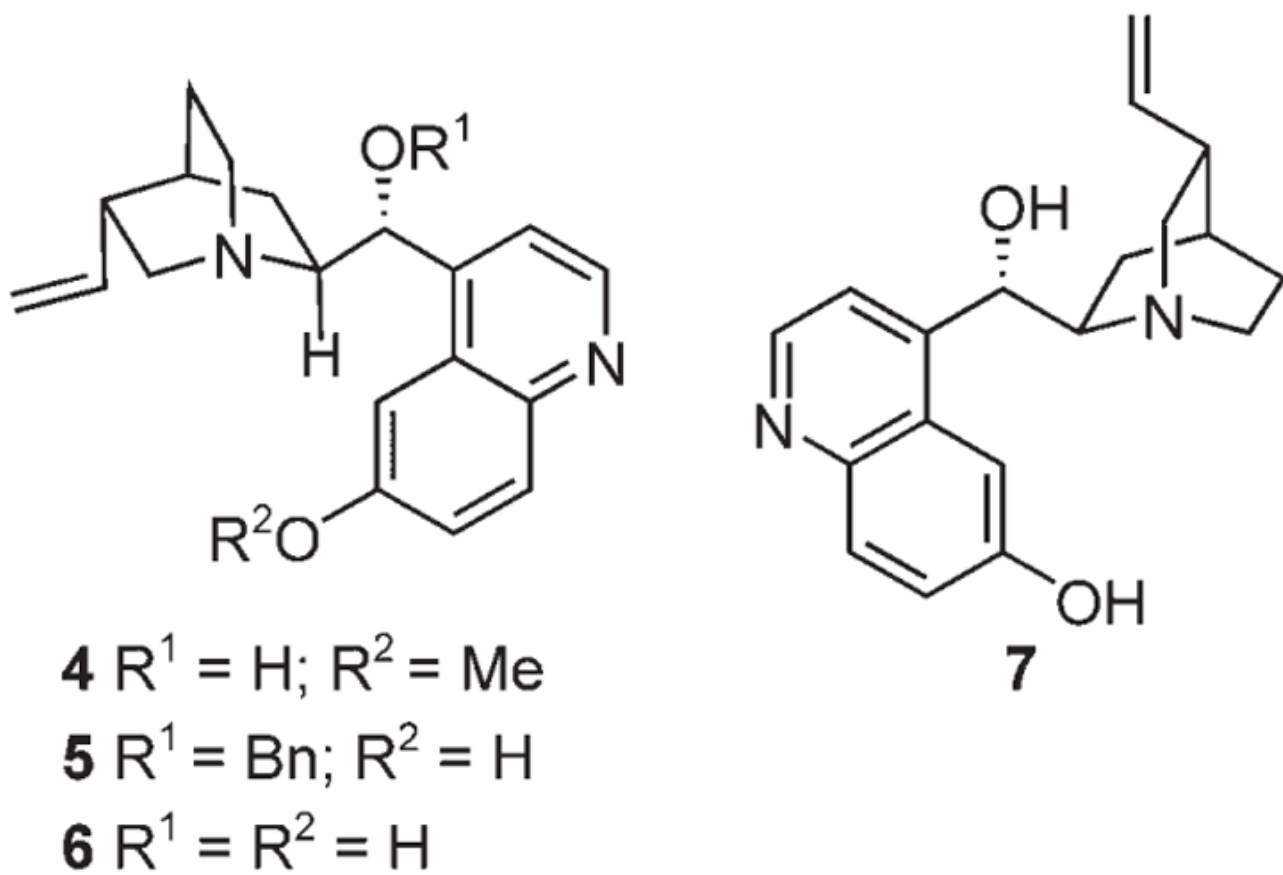
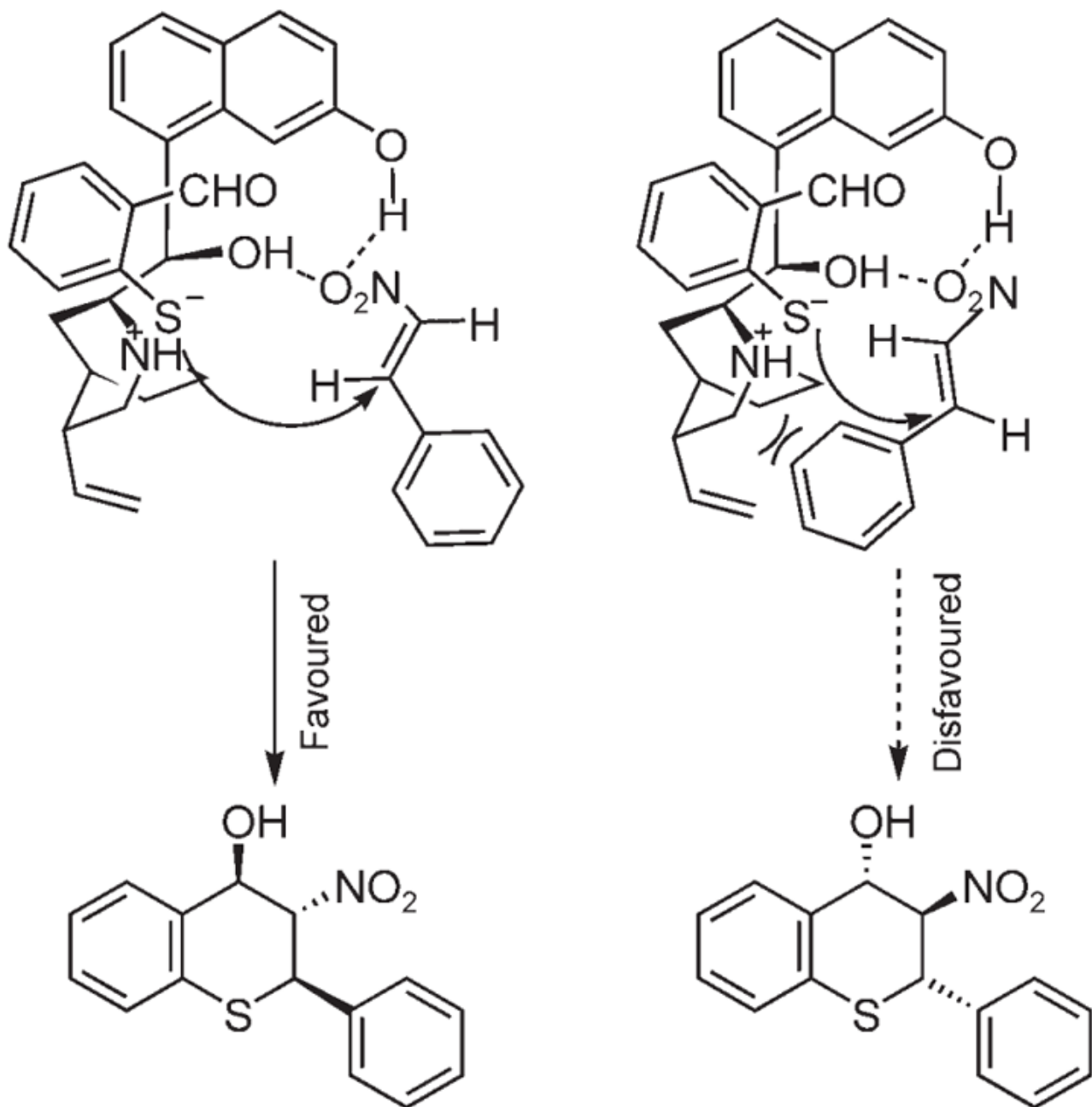


Figure 2.
Catalysts screened for the tandem Michael-Henry reaction.



Scheme 1.
Proposed transition states.

Table 1

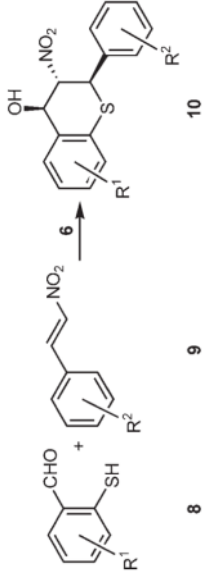
Catalyst screening and reaction condition optimizations.^a

Entry	Catalyst	Solvent	Conversion [%] ^b	<i>d_r</i> ^b	<i>ee</i> [%] ^c
1	DABCO	Et ₂ O	100	70:30	-
2	4	Et ₂ O	100	75:25	8 ^d
3	5	Et ₂ O	100	67:33	29
4	6	Et ₂ O	100	70:30	75
5	7	Et ₂ O	100	70:30	75 ^d
6	6	toluene	100	65:35	56
7	6	CHCl ₃	100	60:40	42
8	6	EtOAc	100	56:44	72
9 ^e	6	Et ₂ O	100	70:30	80
10 ^f	6	Et ₂ O	100	70:30	86
11 ^g	6	Et ₂ O	100	68:32	82
12 ^{f,h,i}	6	Et ₂ O	100(50)	70:30(94:6)	86(> 99)

^a Unless otherwise specified, all reactions were conducted at room temperature with 0.22 mmol of **8**, 0.20 mmol of **9** and the catalyst (5 mol%) in anhydrous diethyl ether (10 mL) for 5 min.^b Determined by ¹H NMR spectroscopy on the crude product; yield of isolated product after flash column chromatography was over 95% based on conversion.^c Enantiomeric excess of major isomer as determined by HPLC analysis on a Chiralpak AD-H column.^d The other enantiomer was obtained as the major product in this case.^e Reaction was performed at 0°C.^f Reaction was performed at -10°C.^g Reaction was performed at -25°C.^h With 2 mol% of catalyst loading.ⁱ Values in parentheses are the results of yield, *d_r*, and *ee* of the major product after a single recrystallization.

Enantioselective tandem Michael–Henry reaction of 2-mercaptobenzaldehydes (**8**) with various β -nitrostyrenes (**9**).^a

Table 2



Entry	R ¹	R ²	10, Yield [%] ^b	dt ^{c,d}	ee [%] ^{d,e}
1	H	H	a, 95 (50)	70:30 (94:6)	86 (>99)
2	H	2-Br	b, 97 (60)	77:23 (93:7)	85 (>99)
3	H	4-Br	c, 95 (50)	74:26 (92:8)	76 (99)
4	H	3-Cl	d, 96 (42)	65:35 (92:8)	78 (>99)
5	H	4-Cl	e, 97 (46)	73:27 (96:4)	72 (97)
6	H	2-NO ₂	f, 95 (51)	75:25 (99:1)	78 (90)
7	H	2-OMe	g, 94 (52)	78:22 (93:7)	80 (>99)
8	H	4-OMe	h, 96 (51)	68:32 (93:7)	85 (>99)
9	H	4-Me	i, 94 (48)	71:29 (92:8)	80 (>99)
10	4-OMe	H	j, 95 (50)	70:30 (91:9)	82 (98)
11	4-OMe	4-Br	k, 96 (62)	72:28 (94:6)	80 (85)
12	4-Me	H	l, 84 (29)	70:30 (87:13)	72 (95)
13	4-Cl	H	m, 85 (32)	70:30 (93:7)	75 (97)

^aUnless otherwise specified, all reactions were conducted at -10°C with the substituted β -nitrostyrene (0.2 mmol), the substituted 2-mercaptobenzaldehyde (0.22 mmol) and cupreine (6, 2 mol%) in anhydrous diethyl ether (10 mL) for 5 min. The absolute configuration of the major isomer **10b** was determined by X-ray crystallography and the rest were assigned on the basis of the reaction mechanism.

^bYields of nonseparable diastereomeric mixture after chromatography; values in parentheses are those after a single recrystallization.

^cDetermined by ¹H NMR analyses on the crude products or the recrystallized products.

^dValues in parentheses are those of the recrystallized products.

^eValues of enantiomeric excess of the major isomers as determined by HPLC analyses on a Chiralpak AD-H column (entries 1–12) or a Chiralcel OD-H column (entry 13).