

Article

Analysis of the Nucleophilic Solvation Effects in Isopropyl Chlorothioformate Solvolysis

Malcolm J. D'Souza^{1,*}, Brian P. Mahon¹ and Dennis N. Kevill^{2,*}

¹ Department of Chemistry, Wesley College, 120 N. State Street, Dover, DE 19901-3875, USA

² Department of Chemistry and Biochemistry, Northern Illinois University, DeKalb, IL 60115-2862, USA

* Author to whom correspondence should be addressed; E-Mails: dsouzama@wesley.edu (M.J.D.); dkevill@niu.edu (D.N.K.).

Received: 9 June 2010; in revised form: 21 June 2010 / Accepted: 28 June 2010 /

Published: 29 June 2010

Abstract: Correlation of the solvent effects through application of the extended Grunwald-Winstein equation to the solvolysis of isopropyl chlorothioformate results in a sensitivity value of 0.38 towards changes in solvent nucleophilicity (l) and a sensitivity value of 0.72 towards changes in solvent ionizing power (m). This tangible l value coupled with the negative entropies of activation observed indicates a favorable predisposition towards a modest rear-side nucleophilic solvation of a developing carbocation. Only in 100% ethanol was the bimolecular pathway dominant. These observations are very different from those obtained for the solvolysis of isopropyl chloroformate, where dual reaction channels were proposed, with the addition-elimination reaction favored in the more nucleophilic solvents and a unimolecular fragmentation-ionization mechanism favored in the highly ionizing solvents.

Keywords: solvolysis; Grunwald-Winstein Equations; nucleophilic solvation; chlorothioformate

1. Introduction

The application [1] of the simple [2] and extended [3] (two-term) Grunwald-Winstein Equations for the analyses of the specific rates of solvolyses of chloroformates [4-24], and their corresponding sulfur-for-oxygen substituted analogs (thiono-, thio-, and dithiochloroformate esters) [1,10,21,25-30] has proven to be immensely beneficial [1] for the consideration of solvent effects upon reactions of these important intermediates that are found in pharmaceutical [31] and agricultural [32] products, and as derivatization agents in the flavor and fragrance industries [33]. In the simple [2] (Equation 1) and extended [3] (Equation 2) Grunwald-Winstein Equations, k and k_o are the specific rates of solvolysis in a given solvent and in the standard solvent (80% ethanol), respectively, m represents the sensitivity to changes in the solvent ionizing power Y (initially set at unity for *tert*-butyl chloride solvolyses), and c is a constant (residual) term. In Equation 2, the additional lN term was added to include a term governed by the sensitivity l to changes in solvent nucleophilicity (N). When using Equation 1 for ionization ($S_N1 + E1$) mechanisms, it was realized both that the ionizing scales are leaving-group dependent and that adamantyl derivatives provide better standard substrates, and now for each commonly used leaving group X a series of Y_X values [34-36] are available. For bimolecular (S_N2 and/or $E2$) reactions, N_T scales based on the solvolyses of the *S*-methylidibenzothiophenium ion [37,38] have become the recognized standards for considerations of solvent nucleophilicity. To correct for dispersions in Grunwald-Winstein plots observed whenever the reaction center is adjacent to a π -system [39,40], or in α -haloalkyl aryl compounds that proceed via anchimeric assistance (k_A) [41], Kevill and D'Souza proposed [1,42-45] the addition of an additional aromatic ring parameter (hI) term to Equations 1 and 2 to give Equations 3 and 4. In Equations 3 and 4, h represents the sensitivity of solvolyses to changes in the aromatic ring parameter I . Recently, it was stressed [45] that the additional hI term can only be applied in situations where there is the presence of conjugated π -electrons adjacent to the developing carbocationic center, or in substrates that proceed with charge delocalization via a 1,2-aryl shift.

$$\log (k/k_o) = mY + c \quad (1)$$

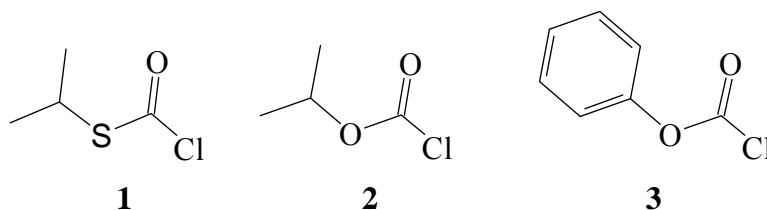
$$\log (k/k_o) = lN + mY + c \quad (2)$$

$$\log (k/k_o) = mY + hI + c \quad (3)$$

$$\log (k/k_o) = lN + mY + hI + c \quad (4)$$

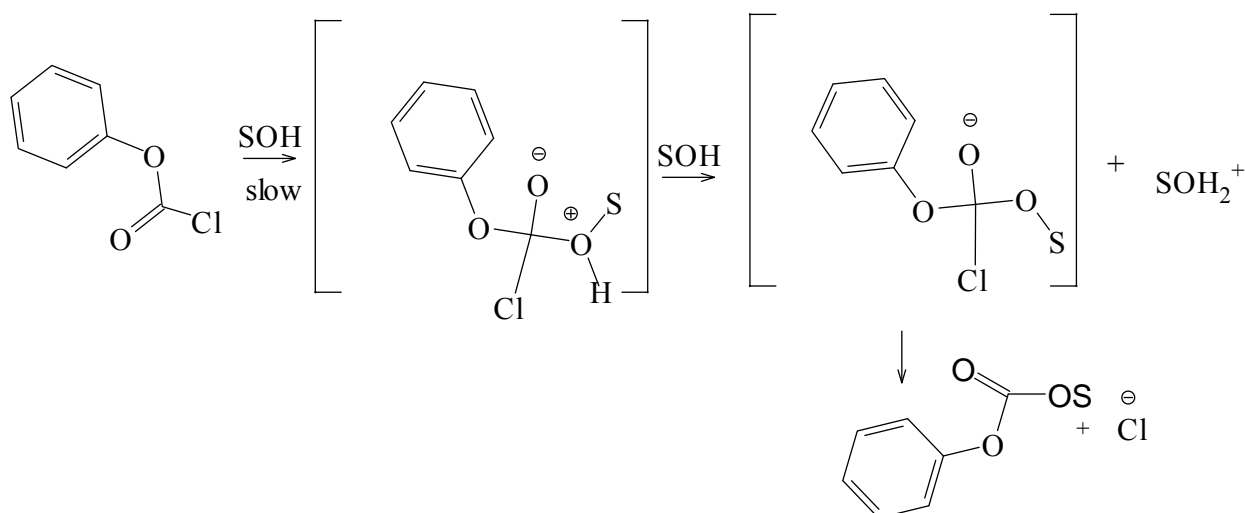
After surveying the literature [29,46-54] it was pointed out [29,31], that the most stable geometries for $RXCXCl$ (where $X = S$ or O) exist in a configuration where the $C=O$ or the $C=S$ is *syn* with respect to R . Furthermore, studies [55] based on high resolution microwave spectra have shown that the *s*-isopropyl thioesters have a higher torsional barrier when compared to the *s*-ethyl thioesters. In Figure 1, the molecular structures for *s*-isopropyl chlorothioformate (**1**), *s*-isopropyl chloroformate (**2**), and *s*-phenyl chloroformate (**3**) are shown where the halogen atom is in a *trans* position with respect to the alkyl or aryl group *i.e.*, the structures are drawn in a *syn* conformation.

Figure 1. Molecular structures of *s*-isopropyl chlorothioformate (**1**), *s*-isopropyl chloroformate (**2**), and *s*-phenyl chloroformate (**3**).



The solvolysis of phenyl chloroformate (PhOCOC_l, **3**) depicted in Scheme 1 has been extensively studied [7,21] over the full range of the types of solvent usually incorporated into studies utilizing the extended Grunwald-Winstein equation (Equation 2). The observed sensitivity values of $l = 1.66$ and $m = 0.56$ are now taken as typical values [1,7,10,12-16,18,20-28,30,43] for attack at an acyl carbon proceeding by the addition-elimination mechanism, with the addition step being rate-determining. A sulfur-for-oxygen substitution for both oxygen atoms in **3** yields the dithio analog, phenyl dithiochloroformate (PhSCSCl). Recent application [21,25] of Equations 2 and 4 to the solvolysis of PhSCSCl generated large l values of 0.69, and 0.80, respectively, and m values of 0.95 using Equation 2, and 1.02 using 4. The appreciable l values signify a profound rear-side nucleophilic solvation occurring at the developing resonance stabilized carbocation. Also, the h value of 0.42 ± 0.15 obtained [21] using Equation 4 suggests a minimal charge delocalization into the aromatic ring. The substitution of the ether oxygen of **3** with sulfur yields phenyl chlorothioformate (PhSCOC_l), and the substitution of the carbonyl oxygen of **3** with sulfur, produces phenyl chlorothionoformate (PhOCSC_l). It was shown [21,25,27,28,56] that PhSCOC_l and PhOCSC_l solvolyze with very similar specific rates of solvolysis by dual mechanisms, that have an essential identical division [25] into the addition-elimination (A-E) and ionization (S_N1) pathways as the solvent is varied. This suggests that the inductive effect of the phenoxy group in PhOCSC_l is counterbalanced by the conjugative release of the thiocarbonyl group. The reverse occurs in PhSCOC_l, where the mesomeric effect of the thiophenoxy substituent is redressed by the electron-withdrawing character of the carbonyl group.

Scheme 1. Stepwise addition-elimination mechanism through a tetrahedral intermediate for phenyl chloroformate (**3**).



On the other hand, superimposed mechanisms [1,10,12,13,16,18-21,24,30,57-62] were observed for the alkyl chloroformate (ROCOCl) and chlorothioformate (RSCOCl) esters and the ranges of dominance for each were found to be heavily dependent on the nature of the substituent (R), solvent nucleophilicity, and on the ionizing ability of the solvent. These solvolyses could be treated, by application of Equation 2, in terms of two correlations with very different sets of l and m values, believed to correspond to the side-by-side operation of the bimolecular addition-elimination and unimolecular ionization (S_N1) pathways. Queen's original proposal [58-60] for the hydrolysis of alkyl thiochloroformates was for the operation of a dominant S_N1 mechanism. This proposition was based on observations of studies of the hydrolysis of various alkyl thiochloroformates, chloroformates, and carbamoyl chlorides, including determination of their hydrolysis activation parameters and the solvent deuterium isotope effects. Lee *et al.* [61,62] favored an S_N1 mechanism for the methyl dithiochloroformate ester (MeSCSCl), and competing S_N1 and S_N2 pathways for methyl chlorothioformate, (MeSCOCl), and methyl chlorothionoformate, (MeOCSCl), with the extent of operation of each mechanism being dependent on the proportion of water in the aqueous solvents. Castro, Santos and co-workers [63-68] advanced a stepwise mechanism through a zwitterionic tetrahedral intermediate for a variety of thio-, dithio-, and thiono- analogs of carboxylic acids.

In the present paper, we report the first-order specific rate constants at 25.0 °C for the solvolyses of **1** in ethanol and methanol and thirteen binary mixtures of aqueous ethanol (EtOH), aqueous methanol (MeOH), aqueous acetone, aqueous 2,2,2-trifluoroethanol (TFE), and aqueous 1,1,1,3,3,3-hexafluoro-2-propanol (HFIP). Studies were also carried out in five mixtures of TFE and EtOH. Rate constants at additional temperatures and the calculated activation parameters are also reported.

2. Results and Discussion

As reported in Table 1, the first-order specific rate constants for **1** increase as the amount of water in the binary organic mixtures increases. This upward rise in the rate coefficients coupled with the incremental water content is also observed in the highly ionizing aqueous fluoroalcohol mixtures. These observations are consistent with an ionization mechanism (S_N1) with some nucleophilic participation of the solvent in the transition state. In Table 1, we report the rate data for **1** in twenty solvents together with the literature values for N_T [37,38] and Y_{Cl} [34-36]. Additionally for **1**, rates were measured at 35.0 °C and 45.0 °C for 100% MeOH, 100% EtOH, 80% EtOH, and 90% acetone, and at 15.0 °C and 20.0 °C for 97% TFE, 70% TFE, 90% HFIP, and 70% HFIP. Included in the footnotes of Table 1, are the derived Arrhenius parameters (ΔH^\ddagger and ΔS^\ddagger) at 25.0 °C for 100% MeOH, 100% EtOH, 80% EtOH, 90% acetone, 97% TFE, 90% TFE, 90% HFIP, and 70% HFIP. Also reported are the specific rate ratios for **1** and **2** and previously tabulated ratios for the corresponding ethyl [10] and phenyl [26] esters.

Table 1. Specific rates of solvolysis (k) of 1, in several binary solvents at 25.0 °C, literature values for N_T and Y_{Cl} , specific rate ratios for 1 and 2, and the corresponding ratios for the ethyl and phenyl compounds.

Solvent (%) ^a	1 @ 25.0 °C; 10 ⁵ k , s ^{-1b}	N_T ^c	Y_{Cl} ^d	k_1/k_2 ^e	Et ^f	Ph ^g
100% MeOH	1.99 ± 0.11 ^h	0.17	-1.2	0.47	0.26	0.042
90% MeOH	5.06 ± 0.24	-0.01	-0.20	0.61		
80% MeOH	24.7 ± 0.3	-0.06	0.67	1.84	0.40	
100% EtOH	1.21 ± 0.06 ⁱ	0.37	-2.50	1.11	0.19	0.026
90% EtOH	3.32 ± 0.17	0.16	-0.90	1.41	0.21	0.029
80% EtOH	13.7 ± 0.7 ^j	0.00	0.00	3.49	0.37	0.029
70% EtOH	42.1 ± 1.3	-0.20	0.80	7.61		0.029
90% Acetone	0.153 ± 0.004 ^k	-0.35	-2.39	0.46		
70% Acetone	1.21 ± 0.06	-0.42	0.17	0.47		
97% TFE (w/w)	49.8 ± 2.5 ^l	-3.30	2.83	4.05	260	5.9
90% TFE (w/w)	69.5 ± 2.1	-2.55	2.85	5.00	171	0.50
70% TFE (w/w)	212 ± 18 ^m	-1.98	2.96	10.76	89	
80T-20E	14.5 ± 0.8	-1.76	1.89	4.45		0.10
60T-40E	3.75 ± 0.18	-0.94	0.63	2.66		0.033
50T-50E	2.81 ± 0.02	-0.64	0.60			
40T-60E	1.55 ± 0.16	-0.34	-0.48	1.61		
20T-80E	1.09 ± 0.13	0.08	-1.42	1.44		
97%HFIP (w/w)	376 ± 17	-5.26	5.17	2.58	253	
90%HFIP (w/w)	437 ± 28 ⁿ	-3.84	4.41	6.91	357	16
70%HFIP (w/w)	659 ± 39 ^o	-2.94	3.83	10.97	183	0.22 ^p

^a Substrate concentration of *ca.* 0.0052 M; binary solvents on a volume-volume basis at 25.0 °C, except for TFE-H₂O and HFIP-H₂O solvents which are on a weight-weight basis. T-E are TFE-ethanol mixtures. ^b With associated standard deviation. ^c Values taken from [37,38]. ^d Values taken from [34-36]. ^e The k_2 values from ref. 24. ^f Values for $k_{(EtSCOCi)}/k_{(EtOCOCi)}$ from [10]. ^g Values for $k_{(PhSCOCi)}/k_{(PhOCOCi)}$ from [26]. ^h A value of $6.00 (\pm 0.30) \times 10^{-5} \text{ s}^{-1}$ and a value of $19.3 (\pm 0.15) \times 10^{-5} \text{ s}^{-1}$ was obtained at 35.0 °C and 45.0 °C respectively. $\Delta H^\ddagger = 20.8 \pm 0.7 \text{ kcal/mol}$, $\Delta S^\ddagger = -10.4 \pm 8 \text{ cal mol}^{-1} \text{ K}^{-1}$. ⁱ A value of $2.34 (\pm 0.19) \times 10^{-5} \text{ s}^{-1}$ and a value of $6.11 (\pm 0.17) \times 10^{-5} \text{ s}^{-1}$ was obtained at 35.0 °C and 45.0 °C respectively. $\Delta H^\ddagger = 14.6 \pm 1.9 \text{ kcal/mol}$, $\Delta S^\ddagger = -32.1 \pm 6.5 \text{ cal mol}^{-1} \text{ K}^{-1}$. ^j A value of $21.0 (\pm 0.11) \times 10^{-5} \text{ s}^{-1}$ and a value of $42.4 (\pm 0.18) \times 10^{-5} \text{ s}^{-1}$ was obtained at 35.0 °C and 45.0 °C respectively. $\Delta H^\ddagger = 10.4 \pm 1.4 \text{ kcal/mol}$, $\Delta S^\ddagger = -41.4 \pm 4.9 \text{ cal mol}^{-1} \text{ K}^{-1}$. ^k A value of $0.248 (\pm 0.020) \times 10^{-5} \text{ s}^{-1}$ and a value of $0.513 (\pm 0.030) \times 10^{-5} \text{ s}^{-1}$ was obtained at 35.0 °C and 45.0 °C respectively. $\Delta H^\ddagger = 10.8 \pm 1.6 \text{ kcal/mol}$, $\Delta S^\ddagger = -49.0 \pm 5.7 \text{ cal mol}^{-1} \text{ K}^{-1}$. ^l A value of $14.7 (\pm 0.1) \times 10^{-5} \text{ s}^{-1}$ and a value of $26.7 (\pm 0.2) \times 10^{-5} \text{ s}^{-1}$ was obtained at 15.0 °C and 20.0 °C respectively. $\Delta H^\ddagger = 20.2 \pm 0.5 \text{ kcal/mol}$, $\Delta S^\ddagger = -5.8 \pm 2.0 \text{ cal mol}^{-1} \text{ K}^{-1}$. ^m A value of $81.4 (\pm 3.6) \times 10^{-5} \text{ s}^{-1}$ and a value of $145 (\pm 9) \times 10^{-5} \text{ s}^{-1}$ was obtained at 15.0 °C and 20.0 °C respectively. $\Delta H^\ddagger = 15.8 \pm 1.8 \text{ kcal/mol}$, $\Delta S^\ddagger = -17.8 \pm 6.3 \text{ cal mol}^{-1} \text{ K}^{-1}$. ⁿ A value of $162 (\pm 8) \times 10^{-5} \text{ s}^{-1}$ and a value of $244 (\pm 11) \times 10^{-5} \text{ s}^{-1}$ was obtained at 15.0 °C and 20.0 °C respectively. $\Delta H^\ddagger = 16.3 \pm 1.9 \text{ kcal/mol}$, $\Delta S^\ddagger = -14.6 \pm 6.8 \text{ cal mol}^{-1} \text{ K}^{-1}$. ^o A value of $212 (\pm 12) \times 10^{-5} \text{ s}^{-1}$ and a value of $358 (\pm 19) \times 10^{-5} \text{ s}^{-1}$ was obtained at 15.0 °C and 20.0 °C respectively. $\Delta H^\ddagger = 18.8 \pm 1.0 \text{ kcal/mol}$, $\Delta S^\ddagger = -5.6 \pm 4.2 \text{ cal mol}^{-1} \text{ K}^{-1}$. ^p For 50% HFIP (w/w).

In Table 2, the Grunwald-Winstein l , m , and c values, the goodness-of-fit, and F -test parameters for a variety of ROCOCl, RSCSCl, ROCSCl, and RSCOCl solvolyses are reported. The l and m values obtained for MeOCOCl are very similar to those obtained for PhOCOCl, hence it was suggested [12] that, due to the strong electron-withdrawing ability of the methoxy group, MeOCOCl solvolyses by a dominant bimolecular addition-elimination mechanism in all solvents except 90% HFIP. In MeSCOCl, the mesomeric effect of the thiomethoxy group predominates in the highly ionizing aqueous fluoroalcohols and 60% acetone resulting in a unimolecular mechanism [30] with a profound rear-side nucleophilic solvation of the developing carbocation. In the more nucleophilic solvents, the mechanism switches to a bimolecular addition-elimination with the addition step being rate determining. It was also shown [30] that there was a tendency for both reaction channels to operate simultaneously in MeSCOCl. Increasing the chain length by a single carbon in ethyl chloroformate, (EtOCOCl), diminishes the alkoxy group's inductive ability slightly, and dual reaction channels [10] are followed, with an addition-elimination in the more nucleophilic solvents and a S_N1 pathway with appreciable nucleophilic solvation of the developing acylium ion, in the aqueous fluoroalcohols. In ethyl chlorothioformate, (EtSCOCl), the relative importance of the two reaction channels is reversed [10], where the unimolecular ionization pathway is followed in a majority of the solvents and an addition-elimination channel in methanol, ethanol, and 90% ethanol. The influence of a branch-chain alkyl group as in isopropyl chloroformate, (**2**, *i*-PrOCOCl) [24], induces a counterbalance between the hyperconjugative mesomeric effect and the inductive ability of the alkyl group, resulting in a bimolecular addition-elimination pathway in the more nucleophilic solvents and a unimolecular fragmentation-ionization pathway in which ionization is accompanied by loss of carbon dioxide, in the majority of the solvents studied (Scheme 2).

A correlation using all twenty data points listed in Table 1 within the simple Grunwald-Winstein equation (Equation 1) resulted in a rather poor correlation coefficient $R = 0.930$, m value of 0.43 ± 0.04 , c value of -0.44 ± 0.09 , and a F -test value of 114. The same set of solvents using Equation 2 yields, $l = 0.30 \pm 0.13$, $m = 0.63 \pm 0.09$, $c = -0.26 \pm 0.11$, $R = 0.947$, and a F -test value of 74. Using Equation 1 and omitting the rate constant in 100 EtOH results in, $m = 0.45 \pm 0.04$, $c = -0.49 \pm 0.10$, $R = 0.933$, and F -test = 115. For the identical 19 solvents, using Equation 2, we obtained a much improved correlation coefficient $R = 0.961$, $l = 0.38 \pm 0.11$, $m = 0.72 \pm 0.09$, $c = -0.28 \pm 0.10$, and an F -test value of 97. The improvements observed using Equation 2, in the correlation coefficient and the F -test values on omission of the 100 EtOH data point, is a strong indicator that there is a superimposed bimolecular pathway in this solvent. Utilizing the equation $0.38 N_T + 0.72 Y_{Cl} - 0.28$ for $\log(k/k_0)$, we estimate the ionization rate (k) in 100% EtOH to be, $0.158 \times 10^{-5} \text{ s}^{-1}$. This value indicates that, in 100% ethanol, 87% of the reaction is occurring by the bimolecular channel. For 90% EtOH and 90% acetone, the corresponding values are 44% and 34% respectively.

With use of Equation 2, the l and m values for solvolyses of **1** imply that the stepwise ionization pathway is accompanied by a modest rear-side nucleophilic solvation of the developing S_N1 transition state. As in the case of MeSCOCl [30], the entropies of activation (ΔS^\ddagger values) for **1** reported in the footnotes of Table 1, are negative. The negative ΔS^\ddagger values suggest a greater ordering of the solvent molecules in the transition state, encasing the developing carbocation and thus dispersing the electrical charge. From the data in Table 2, the observed trend for the l values as one progresses with the

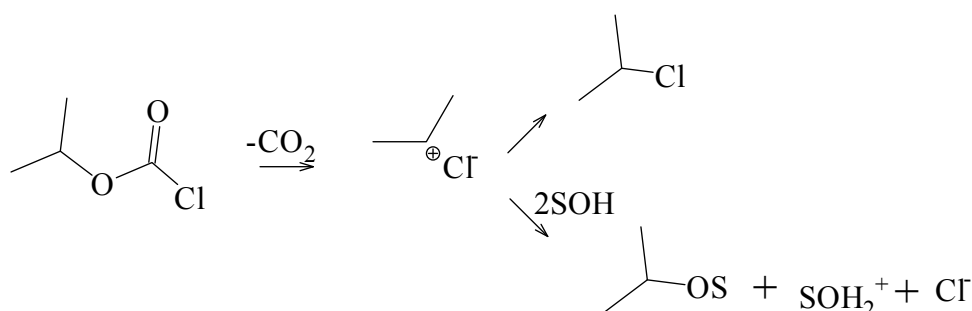
increasing carbon chain length, requires a necessary decrease in nucleophilic solvation requirements as one moves from MeSCOCl to **1**, due to an increase in the hyperconjugative mesomeric effects. The l value of 0.79 ± 0.06 and m value of 0.85 ± 0.07 obtained for MeSCOCl [30] are similar to the l value of 0.83 ± 0.06 , and $m = 0.70 \pm 0.04$ observed for the solvolysis of acetyl chloride [69], whereas the l value of 0.38 ± 0.11 and m value of 0.72 ± 0.09 obtained for **1**, are similar to $l = 0.34 \pm 0.04$ and $m = 0.84 \pm 0.02$ obtained for *t*-butyl chloride [35,45]. A plot of $\log(k/k_0)_1$ versus $0.38 N_T + 0.72 Y_{Cl}$ as shown in Figure 2, is consistent with the previous discussion of the side-by-side operation of the addition-elimination and stepwise ionization (with nucleophilic solvation) mechanism in a few of the more nucleophilic solvents.

Table 2. Correlation of the specific rates of solvolysis of a variety of ROCOCl, RSCOCl, RSCSCl, and ROCSCl substrates using the extended Grunwald-Winstein equation (Equation 2).

Substrate	n^a	l^b	m^b	c^c	R^d	F^e	Mechanism
PhOCOCl ^f	49	1.66 ± 0.05	0.56 ± 0.03	0.15 ± 0.07	0.980	568	A-E
PhSCSCl ^g	31	0.69 ± 0.05	0.95 ± 0.03	0.18 ± 0.05	0.987	521	S _N 1
PhOCSCl ^h	9	1.88 ± 0.28	0.56 ± 0.15	0.38 ± 0.15	0.950	28	A-E
	18	0.34 ± 0.05	0.93 ± 0.09	-2.54 ± 0.34	0.955	77	S _N 1
PhSCOCl ⁱ	16	1.74 ± 0.17	0.48 ± 0.07	0.19 ± 0.23	0.946	55	A-E
	6	0.62 ± 0.08	0.92 ± 0.11	-2.29 ± 0.13	0.983	44	S _N 1
EtOCOCl ^j	28	1.56 ± 0.09	0.55 ± 0.03	0.19 ± 0.24	0.967	179	A-E
	7	0.69 ± 0.13	0.82 ± 0.16	-2.40 ± 0.27	0.946	17	S _N 1
EtSCOCl ^k	19	0.66 ± 0.08	0.93 ± 0.07	-0.16 ± 0.31	0.961	96	S _N 1
MeOCOCl ^l	19	1.59 ± 0.09	0.58 ± 0.05	0.16 ± 0.07	0.977		A-E
MeSCOCl ^m	12	1.48 ± 0.18	0.44 ± 0.06	0.08 ± 0.08	0.949	40	A-E
	8	0.79 ± 0.06	0.85 ± 0.07	-0.27 ± 0.18	0.987	95	S _N 1
<i>i</i> -PrOCOCl ⁿ	9	1.35 ± 0.22	0.40 ± 0.05	0.18 ± 0.07	0.960	35	A-E
	16	0.28 ± 0.04	0.59 ± 0.04	-0.32 ± 0.06	0.982	176	fragmentation- ionization
<i>i</i> -PrSCOCl ^o	19	0.38 ± 0.11	0.72 ± 0.09	-0.28 ± 0.10	0.961	97	S _N 1

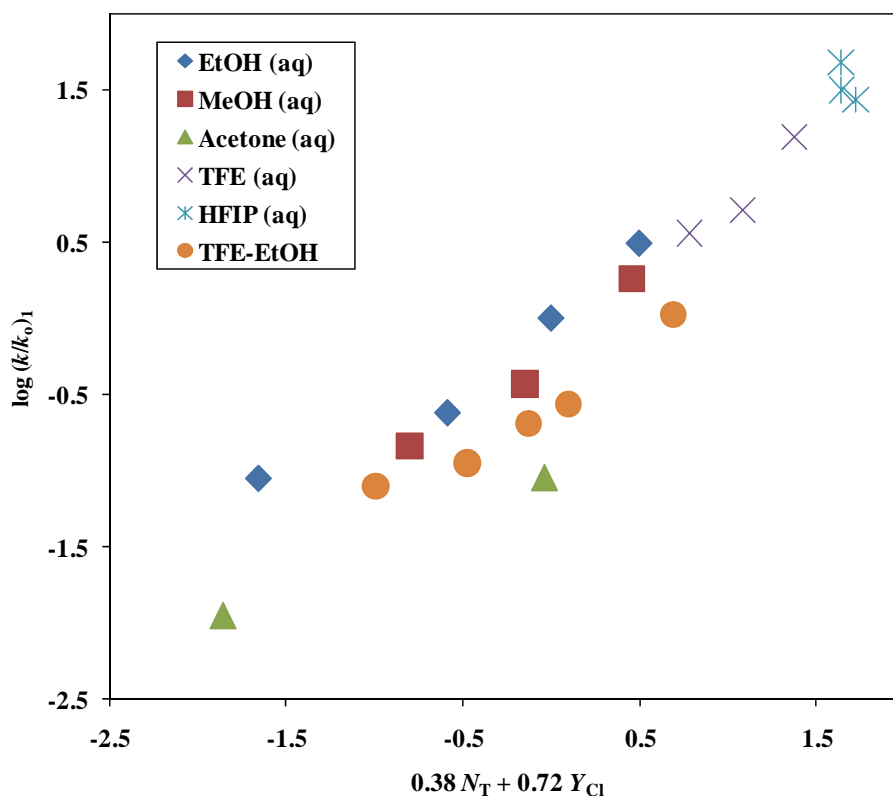
^a n is the number of solvents. ^b With associated standard error. ^c The earlier values are accompanied by standard error of the estimate. ^d Correlation coefficient. ^e F -test value. ^f Values taken from [21]. ^g Values taken from [21]. ^h Values taken from [21]. ⁱ Values taken from [21]. ^j Values taken from [10]. ^k Values taken from [10]. ^l Values taken from [12]. ^m Values taken from [30]. ⁿ Values taken from [24]. ^o This work without 100% EtOH.

Scheme 2. Solvolysis-decomposition of isopropyl chloroformate (**2**).

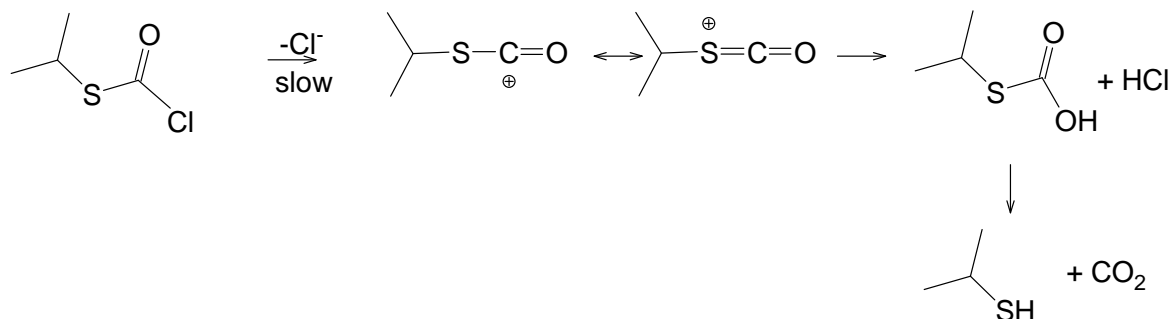


Queen *et al.* [59] found 2-propanethiol as a product of the hydrolysis of **1**. Since they found no appreciable amounts of isopropyl alcohol, propene, or carbonyl sulfide, they suggested that there was no alkyl-sulfur bond fission in the hydrolysis of **1**. These observations are consistent with the results outlined above and with the mechanistic scheme (Scheme 3) shown below.

Figure 2. The plot of $\log(k/k_0)$ for isopropyl chlorothioformate (**1**) against $0.38 N_T + 0.72 Y_{Cl}$ in the twenty common pure and binary solvents. The point for the 100% EtOH was not included in the correlation. It is added to show the extent of its deviation.



Scheme 3. Unimolecular step-wise hydrolysis of isopropyl chlorothioformate (**1**).



The very different responses of the specific rate ratios for RSCOCl/ROCOCl to solvent variation depending on whether the R group is phenyl, ethyl, or isopropyl (Table 1) are nicely consistent with the conclusions drawn from the application of the extended Grunwald-Winstein equation (Equation 2).

When R = Ph, the very low values (0.026-0.042) for solvolyses in the non-fluoroalcohol-containing solvents are consistent with the proposed addition-elimination mechanism, with the carbonyl carbon more prone to the rate-determining addition when the better electron-withdrawing phenoxy group is attached. In solvents with high fluoroalcohol content the ratio increases in value and reaches values of 5.9 for 97% TFE and 16 for 90% HFIP, where a superimposed S_N1 mechanism becomes dominant for PhSCOCl solvolyses.

A different pattern of behavior is observed [10] for R = Et (Table 1), with ratios varying from 0.19 (100% ethanol) to 357 (90% HFIP). Both reaction channels are observed with the unimolecular (S_N1) covering the larger range of solvent composition for EtSCOCl and the addition-elimination the larger range of solvent composition for EtOCOCl. The small (0.19 to 0.40) values in MeOH and EtOH and in MeOH-H₂O and EtOH-H₂O mixtures can be considered to reflect the dominance of the addition-elimination mechanism and the much larger (89-357) values in TFE-H₂O and HFIP-H₂O mixtures the dominance of the ionization (S_N1) mechanism for both substrates.

The values for the *i*-PrSCOCl/*i*-PrOCOCl specific rate ratios behave in yet a different manner. There is very little variation in the specific rate ratio over the full range of solvents considered when the presently determined values for **1** are compared with the values reported earlier [24] for **2**. Since both show a moderate *l* value and a fairly high *m* value over the more ionizing solvents, it would appear that both are reacting by an ionization mechanism. In this case, the values of in excess of over 100 when ionization is believed to be followed for the ethyl derivatives might be expected to be applicable also to the isopropyl derivatives. In reality, the ratio (Table 1) only reaches a value of just over ten. We tentatively propose that this is a consequence of the rate-determining step producing the carboxylium ion for **1** (Scheme 3). This view is supported by the observation of Queen and coworkers [59] of 2-propanethiol as the major product for the hydrolyses of **1**, an observation that requires the retention of the isopropyl-sulfur bond throughout the solvolysis process. This process is probably a consequence of the sulfur being able to support appreciable positive charge in the resonance-stabilized carboxylium ion. If the corresponding process operated for the carboxylium ion from **2**, the positive charge would be partially transferred to the oxygen (oxonium ion character). This would lead to the electronegative oxygen exerting a strong pull on the electrons of the isopropyl-oxygen bond which is apparently sufficient for the mechanism of the rate-determining step to be best described as in Scheme 2, with a rate-determining ionization-fragmentation process. To dominate, this process must be favored relative to the alternative process producing the carboxylium ion from **2** (parallel to the process of Scheme 3). This leads to a reduction the *i*-PrSCOCl/*i*-PrOCOCl ratio relative to that predicted if both proceeded with a carboxylium ion formation as the rate-determining step.

3. Conclusions

It is becoming clear that the solvolyses of alkyl chlorothioformates involve simultaneous side-by-side reaction channels where the mesomeric effect governs the dominant mechanism, which varies with the ionizing ability of the solvent. For the solvolyses of isopropyl chlorothioformate (**1**) in all solvents but 100% EtOH, we propose a dominant stepwise S_N1 mechanism with discernible rear-side nucleophilic solvation of the resonance stabilized acylium ion (Scheme 3). Conversely in isopropyl chloroformate (**2**), the inductive pull of the isopropoxy group is paramount, and dual distinct channels

are observed, with a bimolecular addition-elimination in the more nucleophilic solvents and a unimolecular fragmentation-ionization mechanism (Scheme 2) in the highly ionizing solvents. The extended Grunwald-Winstein equation was able to differentiate between such mechanisms and it continues to play a major role in studies using linear free energy relationships.

The very different responses of the RSCOCl/ROCOCl ratio to changes in the R group are nicely consistent with a predominantly addition-elimination process when R is Ph, perturbed for highly ionizing solvents by the incursion of an ionization component for the PhSCOCl solvolyses. When R is Et, both reaction channels are observed for each substrate but with the unimolecular dominant for EtSCOCl and the addition-elimination for EtOCOCl. The lowest values for the ratio are for the addition-elimination pathway and the highest values for the ionization pathway. Similar low values are observed when R is *i*-Pr but with the range where the addition-elimination mechanism is dominant being very limited for *i*-PrSCOCl. At first sight, a surprising aspect is that, in the highly ionizing solvents, the ratio has a much lower value than when R = Et. This is rationalized in terms of the *i*-PrOCOCl involving a favored ionization-fragmentation process, which must therefore be faster than what the carboxylium ion forming process would be, with a reduction in the value of the k_1/k_2 ratio, relative to the corresponding value when R = Et. This rationalization is nicely consistent with the observation that the *s*-isopropyl thioesters have a higher torsional barrier when compared to the *s*-ethyl thioesters [55].

4. Experimental Section

The isopropyl chlorothioformate (96%, Sigma-Aldrich) was used as received. Solvents were purified and the kinetic runs carried out as described previously [10]. A substrate concentration of approximately 0.005 M in a variety of solvents was employed. For some of the runs, calculation of the specific rates of solvolysis (first-order rate coefficients) was carried out by a process in which the conventional Guggenheim treatment [70] was modified [71] so as to give an estimate of the infinity titer, which was then used to calculate for each run a series of integrated rate coefficients. The specific rates and associated standard deviations, as presented in Table 1, are obtained by averaging all of the values from, at least, duplicate runs.

Multiple regression analyses were carried out using the Excel 2007 package from the Microsoft Corporation, and the SigmaPlot 9.0 software version from Systat Software, Inc., San Jose, CA, was used for the Guggenheim treatments.

Acknowledgements

This research was supported by grant number 2 P2O RR016472-010 from the National Center for Research Resources (NCR), a component of the National Institutes of Health (NIH). This IDeA Network of Biomedical Research Excellence (INBRE) grant to the state of Delaware (DE) was obtained under the leadership of the University of Delaware, and the authors sincerely appreciate their efforts.

References and Notes

1. Kevill, D.N.; D'Souza, M.J. Sixty Years of the Grunwald-Winstein Equation: Development and Recent Applications. *J. Chem. Res.* **2008**, 61-66.
2. Winstein, S.; Grunwald, E.; Jones, H.W. The Correlation of Solvolyses Rates and the Classification of Solvolysis Reactions into Mechanistic Categories. *J. Am. Chem. Soc.* **1951**, *73*, 2700-2707.
3. Grunwald, E.; Winstein, S. The Correlation of Solvolysis Rates. *J. Am. Chem. Soc.* **1948**, *70*, 846-854.
4. Kevill, D.N.; Kyong, J.B.; Weitzel, F.L. Solvolysis-Decomposition of 1-Adamantyl Chloroformate: Evidence for Ion Pair Return in 1-Adamantyl Chloride Solvolysis. *J. Org. Chem.* **1990**, *55*, 4304-4311.
5. Kyong, J.B.; Suk, Y.J.; Kevill, D.N. Solvolysis-Decomposition of 2-Adamantyl Chloroformate: Evidence for Two Reaction Pathways. *J. Org. Chem.* **2003**, *68*, 3425-3432.
6. Koo, I.S.; Yang, K.; Kang, K.; Oh, H.K.; Lee, I. Stoichiometric Solvation Effects. Product-Rate Correlation for the Solvolyses of Phenyl Chloroformate in Alcohol-Water Mixtures. *Bull. Korean Chem. Soc.* **1996**, *17*, 520-524.
7. Kevill, D.N.; D'Souza, M.J. Correlation of the Rates of Solvolysis of Phenyl Chloroformate. *J. Chem. Soc., Perkin Trans. 2* **1997**, 1721-1724.
8. Koo, I.S.; Yang, K.; Koo, J.C.; Park, J.-K.; Lee, I. Stoichiometric Solvation Effects. Part 4. Product-rate Correlations for Solvolyses of *p*-Methoxyphenyl Chloroformate in Alcohol-Water Mixtures. *Bull. Korean Chem. Soc.* **1997**, *18*, 1017-1021.
9. Koo, I.S.; Yang, K.; Kang, K.; Lee, I.; Bentley, T.W. Stoichiometric Solvation Effects. Part 3. Product-rate Correlations for Solvolyses of *p*-Nitrophenyl Chloroformate in Alcohol-Water Mixtures. *J. Chem. Soc., Perkin Trans. 2* **1998**, 1179-1183.
10. Kevill, D.N.; D'Souza, M.J. Concerning the Two Reaction Channels for the Solvolyses of Ethyl Chloroformate and Ethyl Chlorothioformate. *J. Org. Chem.* **1998**, *63*, 2120-2124.
11. Koo, I.S.; Yang, K.; Kang, K.; Lee, I. Transition-State Variation in the Solvolyses of *para*-Substituted Phenyl Chloroformates in Alcohol-Water Mixtures. *Bull. Korean Chem. Soc.* **1998**, *19*, 968-973.
12. Kevill, D.N.; Kim, J.C.; Kyong, J.B. Correlation of the Rates of Methyl Chloroformate with Solvent Properties. *J. Chem. Res. Synop.* **1999**, 150-151.
13. Kyong, J.B.; Kim, Y.G.; Kim, D.K.; Kevill, D.N. Dual Pathways in the Solvolyses of Isopropyl Chloroformate. *Bull. Korean Chem. Soc.* **2000**, *21*, 662-664.
14. Park, K.H.; Kyong, J.B.; Kevill, D.N. Nucleophilic Substitution Reactions of *p*-Nitrobenzyl Chloroformate. *Bull. Korean Chem. Soc.* **2000**, *21*, 1267-1270.
15. Kyong, J.B.; Park, B.-C.; Kim, C.-B.; Kevill, D.N. Rate and Product Studies with Benzyl and *p*-Nitrobenzyl Chloroformates under Solvolytic Conditions. *J. Org. Chem.* **2000**, *65*, 8051-8058.
16. Kevill, D.N.; D'Souza, M.J. Correlation of the Rates of Solvolyses of *n*-Octyl Fluoroformate and a Comparison with *n*-Octyl Chloroformate Solvolyses. *J. Chem. Soc., Perkin Trans. 2* **2002**, 240-243.

17. Castro, E.A.; Ruiz, M.G.; Salinas, S.; Santos, J.G. Kinetics and Mechanism of the Aminolysis of Phenyl and 4-Nitrophenyl Chloroformates in Aqueous Solution. *J. Org. Chem.* **1999**, *64*, 4817-4820.
18. Kyong, J.B.; Won, H.; Kevill, D.N. Application of the Extended Grunwald-Winstein equation to Solvolyses of *n*-Propyl Chloroformate. *Int. J. Mol. Sci.* **2005**, *6*, 87-96.
19. Bentley, T.W.; Harris, H.C.; Ryu, Z.H.; Gui, T.L.; Dae, D.S.; Szajda, S.R. Mechanisms of Solvolyses of Acid Chlorides and Chloroformates. Chloroacetyl and Phenylacetyl Chloride as Similarity Models. *J. Org. Chem.* **2005**, *70*, 8963-8970.
20. Ryu, Z.H.; Lee, Y.H.; Oh, Y. Stoichiometric Effects. Correlation of the Rates of Solvolysis of Isopropenyl Chloroformate. *Bull. Korean Chem. Soc.* **2005**, *26*, 1761-1766.
21. Kevill, D.N.; Koyoshi, F.; D'Souza, M.J. Correlation of the Specific Rates of Solvolysis of Aromatic Carbamoyl Chlorides, Chloroformates, Chlorothionoformates, and Chlorodithioformates Revisited. *Int. J. Mol. Sci.* **2007**, *8*, 346-352.
22. D'Souza, M.J.; Reed, D.; Koyoshi, F.; Kevill, D.N. Consideration of the Factors Influencing the Specific Rates of Solvolysis of *p*-Methoxyphenyl Chloroformate. *Int. J. Mol. Sci.* **2007**, *8*, 788-796.
23. D'Souza, M.J.; Shuman, K.E.; Carter, S.E.; Kevill, D.N. Extended Grunwald-Winstein Analysis—LFER Used to Gauge Solvent Effects in *p*-Nitrophenyl Chloroformate Solvolysis. *Int. J. Mol. Sci.* **2008**, *9*, 2231-2242.
24. D'Souza, M.J.; Reed, D.N.; Erdman, K.J.; Kevill, D.N. Grunwald-Winstein Analysis—Isopropyl Chloroformate Solvolysis Revisited. *Int. J. Mol. Sci.* **2009**, *10*, 862-879.
25. Kevill, D.N.; D'Souza, M.J. Correlation of the Rates of Solvolysis of Phenyl Chlorothioformate and Phenyl Chlorodithioformate. *Can. J. Chem.* **1999**, *77*, 1118-1122.
26. Kevill, D.N.; D'Souza, M.J. Dual Pathways in the Solvolyses of Phenyl Chlorothioformate. *J. Org. Chem.* **1997**, *62*, 7869-7871.
27. Koo, I.S.; Yang, K.; Kang, D.H.; Park, H.J.; Kang, K.; Lee, I. Transition-State Variation in the Solvolyses of Phenyl Chlorothioformate in Alcohol-Water Mixtures. *Bull. Korean Chem. Soc.* **1999**, *20*, 577-580.
28. An, S.K.; Yang, J.S.; Cho, J.M.; Yang, K.; Lee, P.L.; Bentley, T.W.; Lee, I.; Koo, I.S. Correlation of the Rates of Solvolysis of Phenyl Chlorodithioformate. *Bull. Korean Chem. Soc.* **2002**, *23*, 1445-1450.
29. Bentley, T.W. Structural Effects on the Solvolytic Reactivity of Carboxylic and Sulfonic Acid Chlorides. Comparisons with Gas-Phase Data for Cation Formation. *J. Org. Chem.* **2008**, *73*, 6251-6257.
30. D'Souza, M.J.; Hailey, S.M.; Kevill, D.N. Use of Empirical Correlations to Determine Solvent Effects in the Solvolysis of *S*-Methyl Chlorothioformate. *Int. J. Mol. Sci.* **2010**, *11*, 2253-2266.
31. Polshettiwar, V.; Kaushik, M.P. Recent Advances in Thionating Agents for the Synthesis of Organosulfur Compounds. *J. Sulf. Chem.* **2006**, *27*, 353-386.
32. Wakamori, S.; Yoshida, Y.; Tsuchidate, T.; Ishii, Y. Studies on Sulfur Containing Carbonates and Their Pesticidal Activities. *Agr. Biol. Chem.* **1969**, *33*, 1691-1699.

33. Petit-Dominguez, M.D.; Martinez-Maganto, J. MCF Fast Derivatization Procedure for the Identification of Resinous Deposit Components from the Inner Walls of Roman Age Amphorae by GC-MS. *Talanta* **2000**, *51*, 727-734.
34. Bentley, T.W.; Llewellyn, G. Y_x Scales of Solvent Ionizing Power. *Prog. Phys. Org. Chem.* **1990**, *17*, 121-158.
35. Kevill, D.N.; D'Souza, M.J. Additional Y_{Cl} Values and Correlation of the Specific Rates of Solvolysis of *tert*-Butyl Chloride in Terms of N_T and Y_{Cl} Scales. *J. Chem. Res. Synop.* **1993**, 174-175.
36. Kevill, D.N.; Ryu, Z.H. Additional Solvent Ionizing Power Values for Binary Water-1,1,1,3,3,3,Hexafluoro-2-propanol Solvents. *Int. J. Mol. Sci.* **2006**, *7*, 451-455.
37. Kevill, D.N.; Anderson, S.W. An Improved Scale of Solvent Nucleophilicity Based on the Solvolysis of the *S*-Methyldibenzothiophenium Ion. *J. Org. Chem.* **1991**, *56*, 1845-1850.
38. Kevill, D. N. Development and Uses of Scales of Solvent Nucleophilicity. In *Advances in Quantitative Structure-Property Relationships*; Charton, M., Ed.; JAI Press: Greenwich, CT, USA, 1996; Volume 1, pp. 81-115.
39. Bentley, T.W.; Koo, I.S.; Norman, S.J. Distinguishing Between Solvation Effects and Mechanistic Changes. Effects Due to Differences in Solvation of Aromatic Rings and Alkyl Groups. *J. Org. Chem.* **1991**, *56*, 1604-1609.
40. Liu, K.T.; Sheu, H.C. Solvolysis of 2-Aryl-2-Chloroadamantanes. A New Y scale for Benzylic Chlorides. *J. Org. Chem.* **1991**, *56*, 3021-3025.
41. Fujio, M.; Saeki, Y.; Nakamoto, K.; Yatsugi, K.; Goto, N.; Kim, S.H.; Tsuji, Y.; Rappoport, Z.; Tsuno, Y. Solvent Effects on Anchimerically Assisted Solvolyses. II. Solvent Effects in Solvolyses of *threo*-2-Aryl-1-methylpropyl-*p*-toluenesulfonates. *Bull. Chem. Soc. Jpn.* **1995**, *68*, 2603-2617.
42. Kevill, D.N.; Ismail, N.H.J.; D'Souza, M.J. Solvolysis of the (*p*-Methoxybenzyl)dimethylsulfonium Ion. Development and Use of a Scale to Correct for Dispersion in Grunwald-Winstein Plots. *J. Org. Chem.* **1994**, *59*, 6303-6312.
43. D'Souza, M.J.; Darrington, A.M.; Kevill, D.N. On the Importance of the Aromatic Ring Parameter in Studies of the Solvolyses of Cinnamyl and Cinnamoyl Halides. *Org. Chem. Int.* **2010**, *2*, 13050621-13050629.
44. Kumar, D.S.; Jayakumar, K.P.; Balachandran, S. The Leaving Group Dependence in the Rates of Solvolysis of 1,2-Phenylethyl System. *J. Phys. Org. Chem.* **2010**, doi:10.1002/poc.1662.
45. Kevill, D.N.; D'Souza, M.J. Use of the Simple and Extended Grunwald-Winstein Equations in the Correlation of the Rates of Solvolysis of Highly Hindered Tertiary Alkyl Derivatives. *Cur. Org. Chem.* **2010**, *14*, 1037-1049.
46. Lee, I. Nucleophilic Substitution at a Carbonyl Carbon. Part II. CNDO/2 Studies on Conformation and Reactivity of the Thio-Analogues of Methyl Chloroformate. *J. Korean Chem. Soc.* **1972**, *16*, 334-340.
47. Kevill D.N. Chloroformate Esters and Related Compounds. In *The Chemistry of the Functional Groups: The Chemistry of Acyl Halides*; Patai, S., Ed.; Wiley: New York, NY, USA, 1972; Chapter 12, pp. 381-453.

48. Silvia, C.J.; True, N.S.; Bohn, R.K. Low Resolution Microwave Spectroscopy. 13. Conformations of *S-n*-Propyl Thioesters. *J. Phys. Chem.* **1978**, *82*, 483-488.
49. Shen, Q.; Krisak, R.; Hagen, K. The Molecular Structure of Methyl Chlorothioformate by Gas-Phase Electron Diffraction and Microwave Spectroscopy Data. *J. Mol. Struct.* **1995**, *346*, 13-19.
50. Gobbato, K.I.; Della Védova, C.O.; Mack, H.-G.; Oberhammer, H. Structures and Conformations of (Trifluoromethyl)thioacetic Acid, $\text{CF}_3\text{C}(\text{O})\text{SH}$, and Derivatives $\text{CF}_3\text{C}(\text{O})\text{SCH}_3$ and $\text{CF}_3\text{C}(\text{O})\text{SCl}$. *Inorg. Chem.* **1996**, *35*, 6152-6157.
51. So, S.P. Structures, Relative Stabilities and Barriers to Internal Rotation of Chloroformyl Hypochlorite and Thiohypochlorite. *J. Mol. Struct. Theochem.* **1998**, *168*, 217-225.
52. Ulic, S.E.; Coyanis, E.M.; Romano, R.M.; Della Védova, C.O. *S*-Ethyl Thiochloroformate, $\text{ClC}(\text{O})\text{CH}_2\text{CH}_3$: Unusual Conformational Properties? *Spectrochimica Acta Part A: Mol. Biomol. Spec.* **1998**, *54*, 695-705.
53. Romano, R.M.; Della Védova, C.O.; Downs, A.J.; Parsons, S.; Smith, S. Structural and Vibrational Properties of $\text{ClC}(\text{O})\text{SY}$ Compounds with $\text{Y} = \text{Cl}$ and CH_3 . *New J. Chem.* **2003**, *27*, 514-519.
54. Erben, M.F.; Della Védova, C.O.; Boese, R.; Willner, H.; Oberhammer, H. Trifluoromethyl Chloroformate: $\text{ClC}(\text{O})\text{OCF}_3$: Structure, Conformation, and Vibrational Analysis Studied by Experimental and Theoretical Methods. *J. Phys. Chem. A.* **2004**, *108*, 699-706.
55. Silvia, C.J.; True, N.S.; Bohn, R.K. Low Resolution Microwave Spectroscopy: Part 14. Conformations of *S*-isopropyl Thioesters and a High Resolution Study of *S*-isopropyl Thiofluoroformate. *J. Mol. Struct.* **1979**, *51*, 163-170.
56. Kevill, D.N.; Bond, M.W.; D'Souza, M.J. Dual Pathways in the Solvolyses of Phenyl Chlorothioformate. *J. Org. Chem.* **1997**, *62*, 7869-7871.
57. Crunden, E.W.; Hudson, R.F. The Mechanism of Hydrolysis of Acid Chlorides. Part VII. Alkyl Chloroformates. *J. Chem. Soc.* **1961**, 3748-3755.
58. Queen, A. Kinetics of the Hydrolysis of Acyl Chlorides in Pure Water. *Can. J. Chem.* **1967**, *45*, 1619-1629.
59. Queen, A.; Nour, T.A.; Paddon-Row, M.N.; Preston, K. Kinetics and Hydrolysis of Thiochloroformate Esters in Pure Water. *Can. J. Chem.* **1970**, *48*, 522-527.
60. McKinnon, D.M.; Queen, A. Kinetics and Mechanism for the Hydrolysis of Chlorothionoformate and Chlorodithioformate Esters in Water and Aqueous Acetone. *Can. J. Chem.* **1972**, *50*, 1401-1406.
61. La, S.; Koh, K.S.; Lee, I. Nucleophilic Substitution at a Carbonyl Carbon Atom (XI). Solvolysis of Methyl Chloroformate and Its Thioanalogues in Methanol, Ethanol and Ethanol-Water Mixtures. *J. Korean Chem. Soc.* **1980**, *24*, 1-7.
62. La, S.; Koh, K.S.; Lee, I. Nucleophilic Substitution at a Carbonyl Carbon Atom (XII). Solvolysis of Methyl Chloroformate and Its Thioanalogues in $\text{CH}_3\text{CN-H}_2\text{O}$ and $\text{CH}_3\text{COCH}_3\text{-H}_2\text{O}$ Mixtures. *J. Korean Chem. Soc.* **1980**, *24*, 8-14.
63. Castro, E.A. Kinetics and Mechanisms of Reactions of Thiol, Thiono, and Dithio Analogues of Carboxylic Esters with Nucleophiles. *Chem. Rev.* **1999**, *99*, 3505-3524.

64. Castro, E.A.; Cubillos, M.; Santos, J.G. Kinetics and Mechanisms of the Pyridinolysis of Phenyl and 4-Nitrophenyl Chlorothionoformates. Formation and Hydrolysis of 1-(Aryloxythiocarbonyl)pyridinium Cations. *J. Org. Chem.* **2004**, *69*, 4802-4807.
65. Castro, E.A.; Aliaga, M.; Gazitúa, M.; Santos, J.G. Kinetics and Mechanism of the Reactions of *S*-Methyl Chlorothioformate with Pyridines and Secondary Alicyclic Amines. *Tetrahedron* **2006**, *62*, 4863-4869.
66. Castro, E.A. Kinetics and Mechanisms of Reactions of Thiol, Thiono, and Dithio Analogues of Carboxylic Esters with Nucleophiles. An Update. *J. Sulf. Chem.* **2007**, *28*, 401-429
67. Castro, E.A.; Aliaga, M.; Campodonico, P.R.; Leis, J.R.; García-Río, L.; Santos, J.G. Reactions of Aryl Chlorothionoformates with Quinuclidines. A Kinetic Study. *J. Phys. Org. Chem.* **2008**, *21*, 102-107.
68. Castro, E.A.; Gazitúa, M.; Santos, J.G. Kinetics and Mechanism of the Reactions of Aryl Chlorodithioformates with Pyridines and Secondary Alicyclic Amines. *J. Phys. Org. Chem.* **2009**, *22*, 1030-1037.
69. D'Souza, M.J.; Ryu, Z.H.; Park, B.-C.; Kevill, D.N. Correlation of the Rates of Solvolysis of Acetyl Chloride and α -Substituted Derivatives. *Can. J. Chem.* **2008**, *86*, 359-367.
70. Frost, A.A.; Pearson, R.G. *Kinetics and Mechanism—a Study of Homogeneous Chemical Reactions*, 2nd ed.; Wiley: New York, NY, USA, 1961; pp. 49-50.
71. Kevill, D.N.; Abduljaber, M.H. Correlation of the Rates of Solvolysis of Cyclopropylcarbinyl and Cyclobutyl Bromides Using the Extended Grunwald-Winstein Equation. *J. Org. Chem.* **2000**, *65*, 2548-2554.

© 2010 by the authors; licensee MDPI, Basel, Switzerland. This article is an Open Access article distributed under the terms and conditions of the Creative Commons Attribution license (<http://creativecommons.org/licenses/by/3.0/>).