

Published in final edited form as:

J Am Chem Soc. 2010 October 13; 132(40): 14048–14051. doi:10.1021/ja107511g.

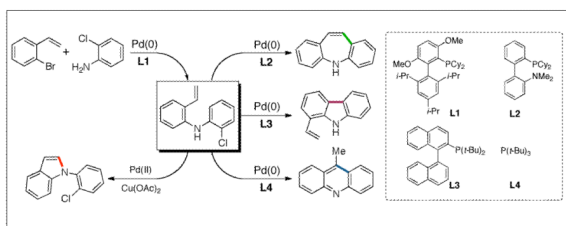
Synthesis of Heterocycles via Pd-Ligand Controlled Cyclization of 2-Chloro-*N*-(2-vinyl)aniline: Preparation of Carbazoles, Indoles, Dibenzazepines and Acridines

Dmitry Tselikhovsky and Stephen L. Buchwald*

Department of Chemistry, Massachusetts Institute of Technology, Cambridge, Massachusetts 02139

Abstract

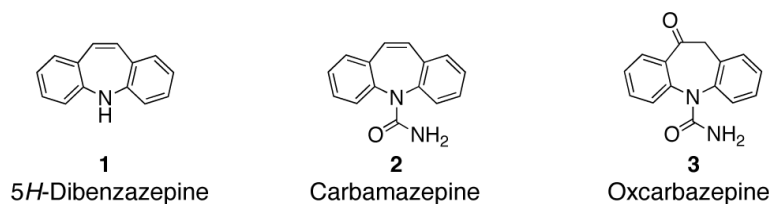
The Pd-catalyzed condensation of 2-bromostyrene and 2-chloroaniline derivatives yields stable diphenylamine intermediates, which are selectively converted to either 5-, 6-, or 7-membered heteroaromatics (indoles, carbazoles, acridines and dibenzazepines). The selectivity of these intramolecular transformations is uniquely ligand-controlled, and offers efficient routes to four important classes of heterocycles from a common precursor.



The biological activity manifested by tricyclic, nitrogen-containing heterocyclic compounds make them attractive targets for synthetic chemists.¹ The 7-membered ring 5*H*-Dibenz[*b,f*]azepine nucleus (**1**) is a pharmaceutically important structure and constitutes the key subunit in tricyclic antidepressant drug substances as Carbamazepine (**2**) and Oxcarbazepine (**3**).² These anticonvulsant and mood stabilizing drugs are primarily used for the treatment of epilepsy, bipolar disorder,³ trigeminal neuralgia⁴ and other neurological disorders.⁵ Currently, the most widely employed method for the construction of dibenzazepine analogs involves a gas-phase dehydrogenation of iminobibenzyls at high temperatures.^{6,7} The crude product in these processes is usually contaminated with 9-methylacridine.⁸ Thus, a general and efficient means for the synthesis of substituted dibenzazepines remains a challenging problem. In addition, the closely related acridine and carbazole tricyclic nuclei also feature prominently amongst natural products and drug substances.⁹ Various methods utilizing a number of synthetic platforms and starting materials are used for the construction of such heteroaromatic systems.^{1b,10} While there are many strategies available for the synthesis of carbazoles,^{2b,11} methods for the preparation of acridines^{12c,13} are limited and typically require harsh, functional group-intolerant conditions.

*sbuchwal@mit.edu .

Supporting information: Experimental details for the synthesis of all new compounds and spectral data. This information is available free via the Internet at <http://pubs.acs.org>.



An examination of a series of tricyclic heteroaromatic compounds led us to the realization that 5*H*-dibenzazepines (**4**), 9-methylacridines (**5**) and vinylcarbazoles (**6**) might be derived from a common precursor via controlled intramolecular cyclizations. The key precursor (**7**) was prepared in 91% yield via a C-N coupling reaction^{14,15} of commercially available 2-bromostyrene and 2-chloroaniline, as shown in Scheme 1.

We reasoned that four major factors would control the regioselectivity of the Pd(0)-catalyzed transformation of **7**: ligand, base, solvent and temperature. Further examination of these variables led us to discover that the mode of heterocyclization is almost exclusively controlled by the ligand employed. We examined a variety of phosphines (**L1-L11**)^{14a} and found that DavePhos (**L2**) was highly effective ligand for the 7-endo cyclization of **7** to form **1**. In contrast, TrixiePhos (**L3**) and **L4**¹⁶ selectively furnished 1-vinylcarbazole (**8**) and 9-methylacridine (**9**), respectively (Scheme 2). An efficient catalyst for all transformations was formed from the combination of the appropriate ligand, Pd₂dba₃ and NaOt-Bu at 100-110 °C. Among the solvents screened, the use of 1,4-dioxane was superior in terms of conversion and selectivity for the formation of 5*H*-dibenzazepine and 1-vinylcarbazole. Regioselective 6-exo cyclization to form 9-methylacridine was achieved using **L4** in toluene. It should be noted that no other heterocycles or side products were formed under the optimized conditions. Other combinations^{11b-d} of catalyst, ligand, base and solvent led to the production of multiple products or gave low yields of the desired heterocycles.

To the best of our knowledge, our results represent the first cases of such intramolecular reactions that incorporate a 7-endo cyclization. Control experiments were performed and demonstrated that no reactions occurred in the absence of ligand. Interestingly, of all the ligands screened, **L2** was unique in promoting the cascade synthesis¹⁷ of 5*H*-dibenzazepine (Scheme 3). This direct transformation was achieved via a tandem reaction of 2-bromostyrene with 2-chloroaniline, which proceeded smoothly in the presence of Pd₂(dba)₃, **L2** and NaOt-Bu, to provide **1** in 99% isolated yield. Other ligands (**L1**, **L3-L11**) afforded diarylamine intermediate as the only observed product. As shown in Table 1, our protocol for the tandem synthesis of 5*H*-dibenzazepine derivatives is quite general.

Following the initial survey of ligands (**L3** and **L4** for the formation of carbazoles and acridines respectively) and optimization of Pd sources, we next prepared a range of vinyldiarylamines (as shown in Table 2). The intermediates so prepared, were then subjected to Pd-catalyzed cyclization conditions to provide a range of vinylcarbazoles and acridines in a highly regioselective manner and in good to excellent yields (Table 3). Notably, both electron-rich and electron-deficient vinyldiarylamines were transformed in an efficient manner.

As an expansion of this study, we explored the preparation of *N*-arylindoles through the use of an oxidative cyclization.¹⁸ Using the same precursors as above, the construction of arylindoles was achieved via intramolecular C-N bond formation. These reactions proceed in the presence of Pd(OAc)₂, Cu(OAc)₂ and acetic acid in DMF at 100 °C, to provide 2-chloro-*N*-arylindoles in excellent yields (Table 4).

In Scheme 4 we suggest plausible mechanisms for the transformations described above. The dibenzazepine, vinylcarbazole, and acridine syntheses are likely initiated by the oxidative addition of Pd(0) to **7**. Carbon-carbon bond formation, in the construction of 5*H*-dibenzazepine, may proceed via intermediate **A** to form eight-membered palladacycle **B**, which then undergoes reductive elimination to afford **1** (pathway **I**).¹⁹ With **L3**, the oxidative addition complex may undergo intramolecular C-H activation to give a six-membered palladacycle **C**, which yields 1-vinylcarbazole **8** after reductive elimination^{11b-d} (pathway **II**). Acridine formation may proceed via a “normal” Heck pathway,²⁰ producing intermediate **C**, from which β-hydride elimination can take place to generate **9** (pathway **III**). Finally, the formation of *N*-arylidole **10** presumably results from a Pd(II)-mediated intramolecular amination of olefin (Wacker-type transformation²¹), as shown in pathway **IV**. Transformations of this type were reported in the pioneering work of Hegedus.^{18b}

In conclusion, the Pd-catalyzed condensation of 2-bromostyrene and 2-chloroaniline derivatives yields stable diphenylamine intermediates, which are selectively converted to form, either 5-, 6-, or 7-membered heterocycle systems (indoles, carbazoles, acridines and dibenzazepines). The selectivity of these intramolecular transformations appears to be completely ligand controlled, and offers a unique opportunity for efficient routes to four important heterocyclic derivatives from a common precursor. The novel Pd-catalyzed synthesis of dibenzazepines and 9-methylacridines developed in this study is highly efficient and should provide an access to a range of other tricyclic derivatives. Our future efforts will be devoted to obtaining a clearer understanding of the mechanism of these highly ligand-dependent transformations.

Supplementary Material

Refer to Web version on PubMed Central for supplementary material.

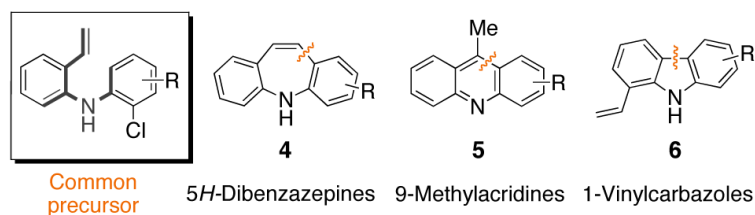
Acknowledgments

This research was financially supported by the National Institutes of Health (NIH) (GM-58160) and Novartis AG.

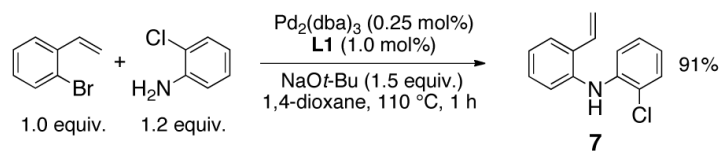
References

- (1). (a) Lednicer, D. *Strategies for Organic Drugs Synthesis and Design*. 2 ed.. Wiley; Hoboken: 2009. (b) Thansandote P, Lautens M. *Chem. Eur. J.* 2009; 15:5874.
- (2). For a recent review on the synthesis of carbamazepine and oxcarbazepine see: Singh H, Gupta N, Kumar P, Dubey SK, Sharma PK. *Org. Process Res. Dev.* 2009; 13:870. and references therein.
- (3). (a) Ambrosio AF, Soares-da-Silva P. *Neurochem Res.* 2002; 27:121. [PubMed: 11926264] (b) Hirschfeld RMA, Kasper S. *Int. J. Neuropsychoph.* 2004; 7:507. (c) Okuma T, Kishimoto A. *Psychiatry Clin. Neurosci.* 1998; 52:3. [PubMed: 9682927]
- (4). Gomez-Arguelles JM, Dorado R, Sepulveda JM, Huet R, Arrojo FG, Aragon E, Herrera A, Trron C, Anciones B. *J. Clin. Neurosci.* 2008; 15:516. [PubMed: 18378142]
- (5). Albani F, Riva R, Baruzzi A. *Pharmacopsychiat.* 1995; 28:235.
- (6). (a) Kricka LJ, Ledwith A. *Chem. Rev.* 1974; 74:101. and references therein. (b) Tokmakov GP, Grandberg II. *Tetrahedron.* 1995; 51:2091.
- (7). (a) Craig PN, Lester BM, Saggiomo AJ, Kaiser C, Zirkle CL. *J. Org. Chem.* 1961; 26:135. (b) Monti KD, Maciejewski AB. *Appl. Catal., A.* 1995; 121:139.
- (8). Knell A, Monti D, Baiker A. *Cat. Lett.* 1995; 31:197. and references therein.
- (9). (a) Denny WA. *Med. Chem. Rev.* 2004; 1:257. (b) Knölker H-J, Reddy KR. *Chem. Rev.* 2002; 102:4303. [PubMed: 12428991]
- (10). For the review that incorporate this topic see: Negishi, E.-i.; Coperet, C.; Ma, S.; Liou, S.-Y.; Liu, F. *Chem. Rev.* 1996; 96:365. [PubMed: 11848757]

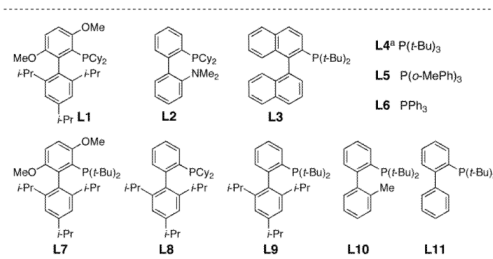
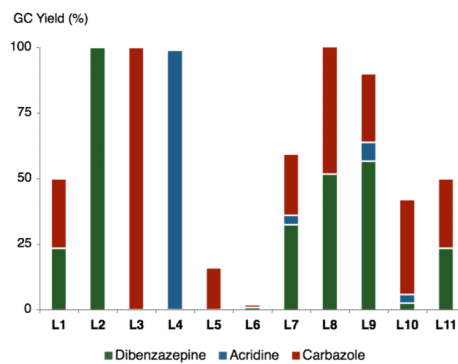
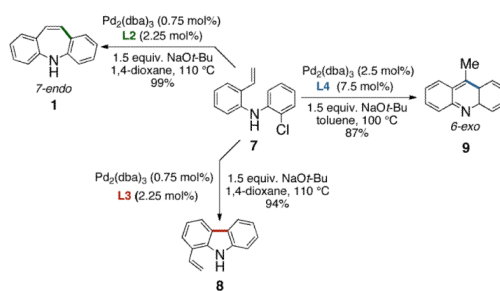
- (11). (a) Tsang WCP, Zheng N, Buchwald SL. *J. Am. Chem. Soc.* 2005; 127:14560. [PubMed: 16231894] (b) Bedford RB, Betham M. *J. Org. Chem.* 2006; 71:9403. [PubMed: 17137367] (c) Bedford RB, Betham M, Charmant JPH, Weeks AL. *Tetrahedron.* 2008; 64:6038. (d) Bedford RB, Cazin CSJ. *Chem. Commun.* 2002:2310. (e) Zeni G, Larock RC. *Chem. Rev.* 2006; 107:303.
- (12). (a) Bergmann ED, Rabinovitz M, Bromberg A. *Tetrahedron.* 1968; 24:1289. (b) Bergmann ED, Rabinovitz M. *J. Org. Chem.* 1960; 25:827. (c) Kricka LJ, Ledwith A. *Chem. Rev.* 1974; 74:101.
- (13). Rogness DC, Larock RC. *J. Org. Chem.* 2010; 75:2289. [PubMed: 20222700]
- (14). For selected reviews see: (a) Surry DS, Buchwald SL. *Angew. Chem. Int. Ed.* 2008; 47:6338. (b) Hartwig JF. *Angew. Chem. Int. Ed.* 1998; 37:2046.
- (15). Fors BP, Watson DA, Biscoe MR, Buchwald SL. *J. Am. Chem. Soc.* 2008; 130:13552. [PubMed: 18798626]
- (16). Netherton MR, Fu GC. *Org. Lett.* 2001; 3:4295. [PubMed: 11784201]
- (17). For selected reviews that incorporate this topic, see: (a) Parsons PJ, Penkett CS, Shell AJ. *Chem. Rev.* 1996; 96:195. [PubMed: 11848750] and references therein. (b) Topczewski JJ, Callahan MP, Jeffrey D, Neighbors JD, Wiemer DF. *J. Am. Chem. Soc.* 2009; 131:14630. [PubMed: 19824722]
- (18). (a) Cacchi S, Fabrizi G. *Chem. Rev.* 2005; 105:2873. [PubMed: 16011327] (b) Harrington PJ, Hegedus LS. *J. Org. Chem.* 1984; 49:2657. (c) Humphrey GR, Kueth JT. *Chem. Rev.* 2006; 106:2875. [PubMed: 16836303]
- (19). We believe that the vinylogous enamine nature of the terminal alkene is primarily responsible for the observed regioselectivity of this transformation.
- (20). Beletskaya IR, Cheprakov AV. *Chem. Rev.* 2000; 100:3009. [PubMed: 11749313] and references therein.
- (21). For recent reviews see: Balme G, Bouyssi D, Lomberget T, Monteiro N. *Synthesis.* 2003:2115.



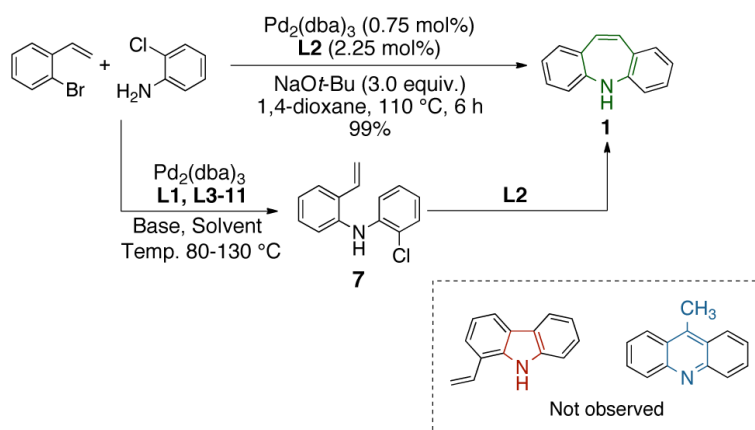
----- Synthesis of key precursor -----



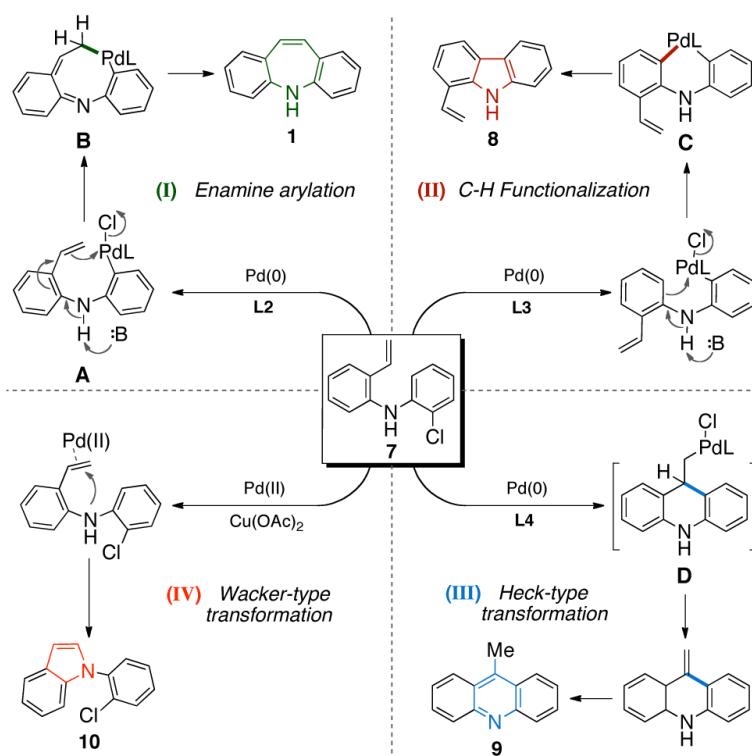
Scheme 1.
Proposed Common Precursor for the Synthesis of Tricyclic Nitrogen-Containing Heterocyclic Cores



Scheme 2.
Pd/Ligand Controlled Selective Cyclizations



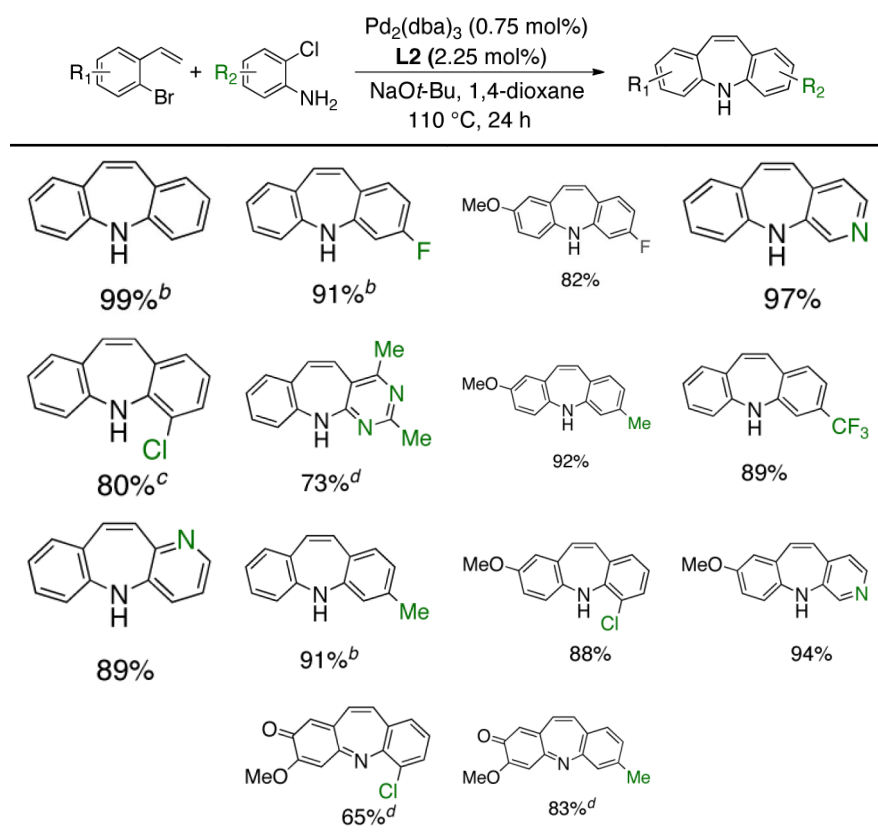
Scheme 3.
One-Pot Direct Synthesis of 5H-Dibenzazepine



Scheme 4.
Possible Mechanistic Pathways

Table 1

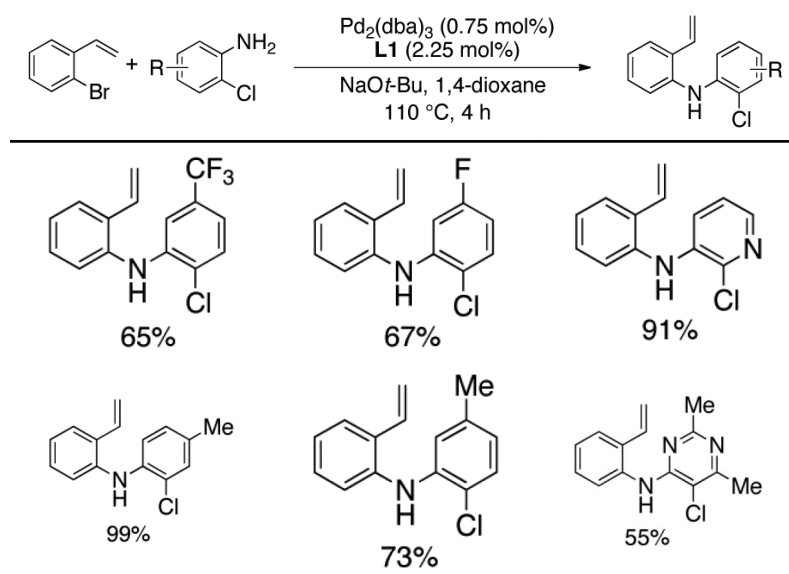
Pd-Catalyzed Tandem Formation of Dibenzazepines



Reaction conditions: ^d Isolated yields (average of two runs). 1.0 mmol of styrene, 1.2 mmol of amine, 1 mL of dry 1,4-dioxane, 3.0 mmol of NaOt-Bu, 0.0075 mmol Pd₂(dba)₃, 0.023 mmol **L2**; Ar atmosphere; 110°C, 24h. ^b Reaction time - 6h. ^c Reaction proceeded to 85% conversion (GC). ^d 2.5 mol% Pd₂(dba)₃ and 8 mol% of **L2** are required.

Table 2

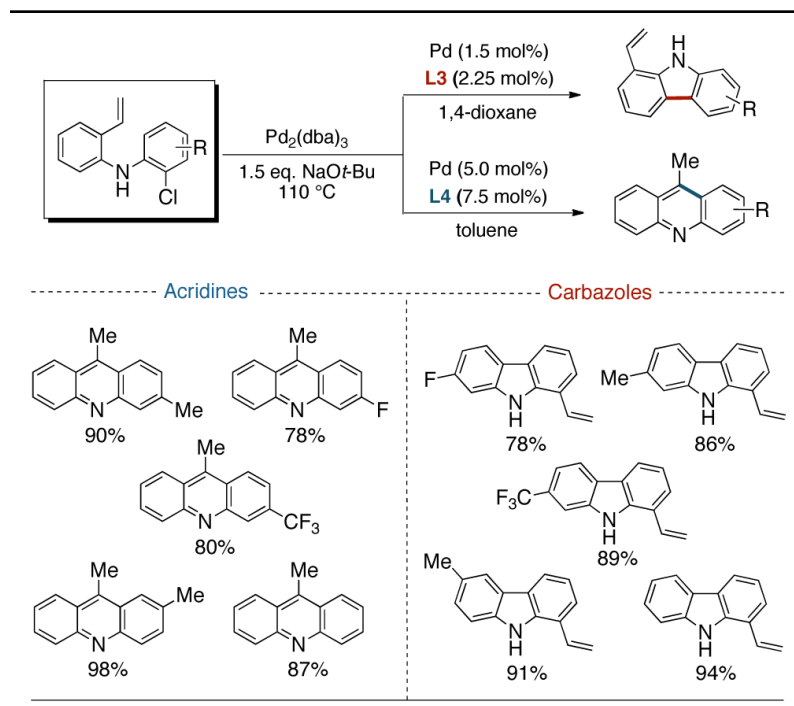
Synthesis of Diarylamine Intermediates



Reaction conditions: 1.0 mmol of 2-bromostyrene, 1.2 mmol of amine, 0.0075 mmol of Pd₂(dba)₃, 0.023 mmol of **L1** (BrettPhos), 1.0 mL of dry 1,4-dioxane, 1.5 mmol of NaOt-Bu; Ar atmosphere; 110°C, 4h. Isolated yields.

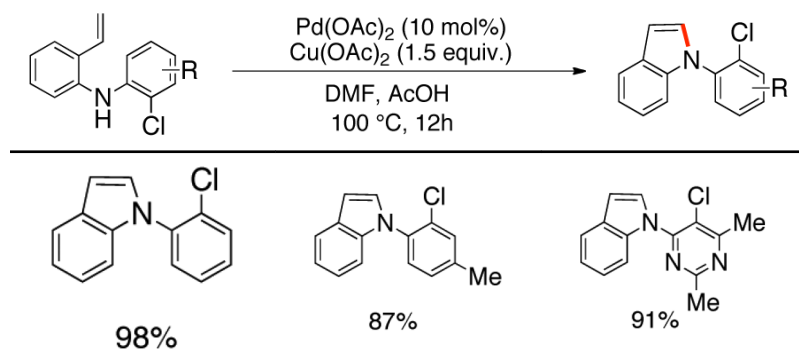
Table 3

Selective Formation of Acridines and Carbazoles



Reaction conditions: Isolated yields (average of two runs). 1.0 mmol of intermediate, 1.5 mmol of NaOr-Bu, 110 °C, 24 h. For acridines: 1 mL of dry toluene, 0.025 mmol Pd₂(dba)₃, 0.075 mmol **L3**. For vinylcarbazoles: 1 mL of dry 1,4-dioxane, 0.0075 mmol Pd₂(dba)₃, 0.023 mmol **L4**.

Table 4

Pd(II)-Catalyzed Synthesis of *N*-Arylindoles

Reaction conditions: Isolated yields (average of two runs). 1.0 mmol of intermediate, 1.5 mmol of Cu(OAc)₂, 0.1 mmol of Pd(OAc)₂, 1 mL of AcOH, 3 mL DMF, 110 °C, 24h.