

Cost-Effectiveness of Intermittent Preventive Treatment of Malaria in Pregnancy in Southern Mozambique

Elisa Sicuri^{1,2*}, Azucena Bardaji^{1,2}, Tacilta Nhampossa^{3,4}, Maria Maixenchs³, Ariel Nhacolo³, Delino Nhalungo³, Pedro L. Alonso^{1,2,3}, Clara Menéndez^{1,2,3}

1 Barcelona Centre for International Health Research (CRESIB), Hospital Clínic/IDIBAPS, Universitat de Barcelona, Barcelona, Spain, **2** CIBER Epidemiología y Salud Pública (CIBERESP), Barcelona, Spain, **3** Centro de Investigação em Saúde da Manhiça (CISM), Maputo, Mozambique, **4** Direcção Nacional de Saúde/Instituto Nacional de Saúde, Ministerio de Saúde, Maputo, Mozambique

Abstract

Background: Malaria in pregnancy is a public health problem for endemic countries. Economic evaluations of malaria preventive strategies in pregnancy are needed to guide health policies.

Methods and Findings: This analysis was carried out in the context of a trial of malaria intermittent preventive treatment in pregnancy with sulphadoxine-pyrimethamine (IPTp-SP), where both intervention groups received an insecticide treated net through the antenatal clinic (ANC) in Mozambique. The cost-effectiveness of IPTp-SP on maternal clinical malaria and neonatal survival was estimated. Correlation and threshold analyses were undertaken to assess the main factors affecting the economic outcomes and the cut-off values beyond which the intervention is no longer cost-effective. In 2007 US\$, the incremental cost-effectiveness ratio (ICER) for maternal malaria was 41.46 US\$ (95% CI 20.5, 96.7) per disability-adjusted life-year (DALY) averted. The ICER per DALY averted due to the reduction in neonatal mortality was 1.08 US\$ (95% CI 0.43, 3.48). The ICER including both the effect on the mother and on the newborn was 1.02 US\$ (95% CI 0.42, 3.21) per DALY averted. Efficacy was the main factor affecting the economic evaluation of IPTp-SP. The intervention remained cost-effective with an increase in drug cost per dose up to 11 times in the case of maternal malaria and 183 times in the case of neonatal mortality.

Conclusions: IPTp-SP was highly cost-effective for both prevention of maternal malaria and reduction of neonatal mortality in Mozambique. These findings are likely to hold for other settings where IPTp-SP is implemented through ANC visits. The intervention remained cost-effective even with a significant increase in drug and other intervention costs. Improvements in the protective efficacy of the intervention would increase its cost-effectiveness. Provision of IPTp with a more effective, although more expensive drug than SP may still remain a cost-effective public health measure to prevent malaria in pregnancy.

Trial Registration: ClinicalTrials.gov NCT00209781

Citation: Sicuri E, Bardaji A, Nhampossa T, Maixenchs M, Nhacolo A, et al. (2010) Cost-Effectiveness of Intermittent Preventive Treatment of Malaria in Pregnancy in Southern Mozambique. PLoS ONE 5(10): e13407. doi:10.1371/journal.pone.0013407

Editor: Lorenz von Seidlein, Menzies School of Health Research, Australia

Received: May 26, 2010; **Accepted:** September 16, 2010; **Published:** October 15, 2010

Copyright: © 2010 Sicuri et al. This is an open-access article distributed under the terms of the Creative Commons Attribution License, which permits unrestricted use, distribution, and reproduction in any medium, provided the original author and source are credited.

Funding: Elisa Sicuri is supported by a grant from the Bill & Melinda Gates Foundation through the IPTi (Intermittent Preventive Treatment of malaria in infants) Consortium and by a CIBERESP (Centro de Investigacion Biomedica en Red de Epidemiologia y Salud Publica) fellowship. The main trial received funding from the Banco de Bilbao, Vizcaya, Argentaria Foundation (grant number BBVA 02-20). The Centro de Investigacao em Saude de Manhica (CISM), receives major core funding from the Spanish Agency for International Cooperation (AECI). The funders had no role in study design, data collection and analysis, decision to publish, or preparation of the manuscript.

Competing Interests: The authors have declared that no competing interests exist.

* E-mail: elisa.sicuri@cresib.cat

Introduction

Malaria during pregnancy can result in negative outcomes in maternal and child health [1,2]. For this reason the World Health Organization (WHO) currently recommends the administration of intermittent preventive treatment (IPTp) with sulfadoxine-pyrimethamine (SP) and the provision of insecticide treated nets (ITNs) [3]. Interestingly, although IPTp-SP has been recommended for the last 12 years [4] there is still little and incomplete information on the economic evaluation of this strategy. All previously published economic evaluations of IPTp-SP have used surrogate indicators of infant mortality, such as low birth weight and parasitemia or placental malaria as surrogate indicators of

maternal morbidity and mortality to calculate disability adjusted life years (DALYs) [5–9]. Only two cost-effectiveness analysis of IPTp-SP have been carried out alongside intervention studies [5,6]. Amid the increasing attention given to malaria eradication [10,11], there is still a need to conduct economic evaluations of control strategies in general and specifically in pregnancy, to inform health policy decision making [12].

IPTp involves giving at least two treatment courses of SP to pregnant women from the second trimester onwards at least one month apart. The increasing resistance of the parasite to SP leads to the need of evaluating safety and efficacy of new drugs for IPTp [13–15]. Increasing the effectiveness of malaria preventive interventions in pregnancy would require available safe and more

efficacious drugs for IPTp as well as improving antenatal clinic (ANC) attendance and the quality of ANC services [16,17]. However, new strategies for effectiveness improvement are likely to entail extra costs to the health system. As a consequence, the economic evaluation of IPTp-SP should also include the estimation of the cut-off levels of the intervention costs beyond which the strategy ceases to be cost-effective under different epidemiological conditions, levels of efficacy and factors that may limit effectiveness.

In order to facilitate the decision making process of malaria control in pregnancy, we carried out a cost-effectiveness analysis of IPTp with SP based on efficacy results of a trial in which the intervention was tested against IPTp with placebo and women in both trial arms received an ITN. The provision of IPTp and ITNs was implemented through the ANC of a district hospital in Southern Mozambique. This is the first cost-effectiveness analysis of IPTp-SP to consider its incremental effect in addition to ITNs and to evaluate its consequences on clinical maternal malaria and on neonatal mortality. The main factors affecting the cost-effectiveness of the intervention were evaluated, as well as the cut-off points beyond which IPTp-SP is no longer cost-effective.

Methods

Study area and population

The study was undertaken at the Centro de Investigação em Saúde da Manhica (CISM) in Manhica, Maputo Province, Southern Mozambique. The CISM carries out a Demographic Surveillance System (DSS) in the Manhica study area, which includes a population of 80,000 inhabitants. Adjacent to the CISM is the Manhica District Hospital (MDH), a 110 bed health facility.

The whole Manhica District has an estimated population of about 130,000 inhabitants. The main local economic activity is subsistence farming and some workers are employed in two sugar and fruit processing factories. An increasing number of small and medium traders have established their activity along the road Maputo-Beira. The two main towns are Manhica and Xinavane but most of the population live in small dispersed hamlets. Malaria transmission in the area is perennial with some seasonality and the entomological inoculation rate for the year 2002 was 38 infective bites per person per year [18]. Geographical and demographic characteristics have been described elsewhere [19,20].

ANC attendance is high in the study area with more than 95% of the women attending the ANC at least once during pregnancy (Nhacolo, personal communication).

Bed net use is limited in the area. Around 40% of the households' representatives interviewed during a recent study conducted among the DSS population replied to own at least one (non-impregnated) bed net. Of those, less than 40% referred that they had slept under the bed net during the previous rainy season [21].

Study design

Effects. This economic evaluation was done in the context of a randomized, placebo-controlled trial of two doses of SP as IPTp. Pregnant women were enrolled at the ANC and individually randomised to receive placebo or SP. All participant women received a long-lasting ITN (LLITN) as part of the study. The main results of the trial showed that IPTp-SP was efficacious in reducing clinical malaria during pregnancy [Protective Efficacy (PE) 40% (95% CI 7.4%, 61.2%); $p=0.020$] and neonatal mortality [PE 61.3% (95% CI 7.4%, 83.8%); $p=0.024$] [22,23]. The intervention was safe and well tolerated as shown in other studies [24–26]. More than 80% of the women reported having

used the ITN during pregnancy and 62% after delivery (Bardaji et al, unpublished). This economic evaluation was included in the trial protocol. The trial protocol was approved by the National Mozambican Ethics Review Committee, and the Hospital Clinic of Barcelona Ethics Review Committee.

Costs

IPTp intervention costs. As variable costs of the intervention, the value of the nurses' time to administer the intervention, as well as drug costs were considered. During real time observations of routine ANC visits at the MDH, it was estimated that personnel costs of administering three tablets of SP to a pregnant woman represented three minutes of a nurse's full workload, i.e. 0.70% of her daily wage. International SP drug prices were used. Drug prices were increased by 10% to include shipping costs [27]. Fixed costs were represented by the cost of training health personnel on the administration of IPTp-SP. Because of the similarities between the two types of preventive interventions, training costs were assumed to be equal to those estimated in a previous study on Intermittent Preventive Treatment of malaria in infants (IPTi) [28]. Other non-recurrent components considered in the IPTi implementation cost estimate, such as policy change and sensitisation, strategy management and development of behaviour change communication materials, were not included in this study because they were considered negligible for the implementation of IPTp-SP in Mozambique [29]. Intervention costs for a target of 1000 pregnant women receiving IPTp-SP at the ANC was equal to the unit fixed costs component multiplied by 2000 (2 doses*1000 women) plus the unit variable costs component multiplied by the actual number of doses delivered. The number of IPTp doses delivered was calculated considering that of the target of 1000 pregnant women, 98% attend the ANC at least once and between 85% and 92% at least twice during pregnancy [30].

Costs of malaria treatment during pregnancy. Health system costs for the treatment of a malaria episode included admission costs at the maternity ward in the case of inpatients, or the cost of attendance and treatment in the case of outpatients [31]. Unit costs of an admission at the maternity ward (occupied bed/day) and of an external consultation included all recurrent components and excluded capital costs. Recurrent costs consisted of personnel, medical, surgical and laboratory supplies among other recurrent costs. Unit costs were updated from the year 2000 to the year 2007 using the average annual rate inflation correction factor and validated during interviews with the administrative staff of the MDH [32]. Drug costs were added to this estimate. Quinine was the antimalarial drug administered to admitted pregnant women and to outpatient pregnant women in the first trimester of gestation. The combination of SP and artesunate was administered to outpatient pregnant women who were over the first trimester of pregnancy. Drug costs for malaria treatment are mostly sustained by the National Health System in Mozambique, and patients only pay a small fee when attending government health facilities. Total admission costs were calculated by multiplying the daily unit cost of admission at the maternity ward by the average number of admission days, which were estimated through the household cost data collection outlined below.

IPTp-SP net intervention costs for 1000 pregnant women receiving the intervention were calculated as difference between intervention costs and health system costs for the treatment of malaria episodes averted.

Household costs of malaria treatment during pregnancy were collected from July 2007 to May 2008 through standardized questionnaires administered to pregnant women when leaving the

maternity ward of the MDH after being admitted with an episode of malaria ($n = 34$), or after attending the outpatient clinic with a diagnosis of malaria ($n = 66$). Only those women who signed a written informed consent had the questionnaire administered. Direct household costs included transportation to and from the hospital, food and other expenses. Estimated indirect costs included reductions in paid and unpaid production (income and welfare losses) that women incurred due to their illness. Self-reported time cost was used when women were able to estimate the amount of money lost because of the break from their routine activity. The monetary value of self-reported time lost was estimated according to the minimum wage in force in Mozambique if women could not provide this estimate [33].

Household costs data collected were double entered in FoxPro (Microsoft Corp., Seattle, WA, USA) and data cleaning and analysis were performed with STATA 9 (Stata Corporation, College Station, TX, USA). All cost data are presented in United States Dollars (US\$) for the year 2007.

Sample size for household costs survey. Sample size for the minimum number of women to be administered with a questionnaire was calculated using this formula: $n = (\chi^2 pq/e^2) / \{1 + [(\chi^2 pq/e^2) - 1] / N\}$ [34]. In the formula χ^2 (confidence level) was assumed to be 95%; e (level of precision) was assumed to be 7%; p (household costs variability) was assumed to be 30%; $q = 1 - p$; N (population of reference) was represented by 200 pregnant women with malaria registered at the maternity ward of the MDH during the year 2006. n resulted to be equal to 91. However, information on 100 women was collected. Thirty percent of the sample was assumed to be admission cases [35].

Cost effectiveness analysis

All model inputs were expressed as probability distributions (Table 1). Bootstrapping techniques were used to calculate distribution ranges in the case of household costs after assessing the non-normality of cost distributions through Shapiro-Wilk tests [36,37]. Ranges were derived from different published sources when individual data were not available or assumed to be $\pm 25\%$ of the estimated mean value in cases where there was no information on plausible ranges in the literature [38].

For a reference population of 1000 pregnant women, incremental cost-effectiveness ratios (ICERs) were calculated by dividing IPTp-SP intervention costs by the number of Disability-Adjusted Life Years (DALYs) averted due to the reduction in maternal clinical malaria, or in neonatal deaths, respectively. Therefore, ICERs included gross intervention costs and excluded saving from fewer cases of maternal malaria consequent to the administration of IPTp-SP. DALYs averted were calculated by multiplying DALYs lost from maternal malaria or neonatal deaths, times the effectiveness of the intervention on these two outcomes. In this calculation, age weighting ($\beta = 0.04$) and 3% discount rate were taken into account, and DALYs were based on standard measures of disease duration (the duration of a non-complicated malaria episode effectively treated was assumed to be on average 3.5 days, corresponding to 0.01 years) and impact on the quality of life (disability weight for an episode of malaria in adults was assumed to be 0.172) [39]. The effectiveness of the intervention with respect to the number of maternal malaria episodes and of neonatal deaths averted was calculated by multiplying the efficacy of the intervention by the factors that may affect its implementation, such as ANC attendance. No effect of morbidity due to low birth weight or other possible effects of malaria in pregnancy have been included in DALYs calculation.

The analysis was done separated for the mother and for the newborn in order to highlight the cost-effectiveness of IPTp-SP on

the reduction of neonatal mortality. For the first time such reduction was directly associated with the intervention instead of being mediated by a decrease in low birth weight prevalence or an increase in average weight at birth [23]. However, an aggregate ICER was also calculated by dividing intervention costs by the combined DALYs averted for maternal malaria and neonatal deaths.

Cost-effectiveness of IPTp-SP on maternal malaria. The number of malaria episodes averted per 1000 pregnant women receiving IPTp-SP was calculated by multiplying 1000 by the PE of the intervention, the malaria incidence [as rate per person-year at risk (PYAR) in the placebo group] and the percentage of ANC attendance, at least twice, during pregnancy [30]. DALYs averted were calculated by multiplying the number of DALYs lost due to the disease by the reduction of malaria morbidity and mortality as a result of the intervention. DALYs lost were calculated according to life expectancy in Mozambique of a 24 years old woman (average age of women enrolled in the trial), which was of 40.4 years in the year 2006 and according to an estimated average case fatality rate for malaria in pregnancy of 0.33% [40,41]. This estimate was based on the assumption that of 25 million pregnancies in Sub-Saharan Africa being at risk of malaria every year, 30% would be infected with malaria [42,43]. Since the number of maternal deaths due to malaria every year is estimated to be approximately of 25,000, it was calculated that 0.33% of infected women would die because of the disease [$25,000 / (25,000.000 * 30\%) * 100 = 0.33\%$].

Health system savings were calculated by multiplying inpatient and outpatient health facility costs for malaria treatment by inpatient and outpatient episodes averted, respectively. Inpatient malaria episodes averted were the total number of malaria episodes averted times the proportion of cases that were admitted to hospital with malaria. Outpatient malaria episodes averted were the result of the total number of malaria episodes averted times the percentage of presumptive malaria cases seeking care at governmental facilities.

Cost-effectiveness of IPTp-SP on neonatal mortality. DALYs averted were calculated by multiplying the number of neonatal deaths averted by the number of DALYs lost due to neonatal mortality. The number of neonatal deaths averted per 1000 pregnant women receiving IPTp-SP was calculated by multiplying 1000 by ANC attendance, and by the reduction of deaths resulting from the intervention [44]. DALYs lost were calculated based on life expectancy at birth in the DSS area of Manhiça, which was of 46.3 years in 2007 (Nhacolo, personal communication).

ICERs are presented as acceptability curves [45,46]. Acceptability curves allow the graphic representation of the probability that IPTp-SP is cost-effective (Y axis) according to the different investment levels in which policy makers may be able or willing to pay for each DALY averted (X axis).

Uncertainty of parameters used in the analysis

Probabilistic cost-effectiveness analysis was undertaken through Monte Carlo simulations using @Risk (version 5.0) add-in tool to Microsoft Excel© (Palisade Corporation, Ithaca, NY, USA).

The main factors affecting the cost-effectiveness of the intervention were identified in the estimated model by calculating Spearman's rank correlation coefficients as a measure of the magnitude of the association between each variable and the ICERs. A threshold analysis of the cost-effectiveness of IPTp-SP was performed to estimate cut-off points beyond which the prevention is no longer cost-effective. The threshold level of the

Table 1. Input variables of the probabilistic cost-effectiveness analysis of IPTp-SP^a.

Probability input variables	Type of probability distribution ^b	Low estimate	Best estimate	High estimate	Sources
IPTp intervention costs per dose delivered^c					
Drug	Triangular	0.06	0.07	0.13	[27]
Personnel	Triangular	0.08	0.10	0.13	Observational study
Training	Triangular	0.04	0.05	0.07	[28]
Antenatal clinic attendance					
At least once	Point estimate		0.98		[30]
At least twice	Uniform	0.85		0.92	[30]
Epidemiological inputs and efficacy of IPTp-SP^a on maternal health					
Protective efficacy of IPTp-SP ^a	Triangular	0.074	0.40	0.61	[22]
Malaria incidence ^d	Triangular	0.26	0.35	0.44	[22]
Proportion of malaria cases seeking care ^e	Uniform	0.40		0.60	[53]
Proportion of malaria cases that are hospitalized ^f	Triangular	0.03	0.04	0.05	[22]
Case Fatality Rate	Triangular	0.0026	0.0033	0.0045	Estimate
Household costs for malaria treatment of pregnant women^c					
<i>Inpatients</i>					
Direct ^g	Triangular	-12.16	5.10	12.55	Survey
Indirect ^g	Triangular	-6.38	5.01	9.02	Survey
<i>Outpatients</i>					
Direct	Triangular	0.01	0.61	1.21	Survey
Indirect	Triangular	1.08	1.49	1.91	Survey
Health system costs for malaria treatment of pregnant women^c					
<i>Inpatients</i>					
Drug ^h	Triangular	1.28	1.52	2.87	[27]
Inpatient average cost per admission/day	Triangular	29.41	39.21	49.01	[31]
<i>Outpatients</i>					
Drug ⁱ	Triangular	1.91	3.97	4.22	[27]
Visits	Triangular	0.67	0.90	1.10	[31]
Efficacy of IPTp-SP^a on neonatal mortality					
Number of neonatal deaths averted due to IPTp-SP ^a	Triangular	0.00	11.00	22.00	[23]
Reduction of neonatal deaths per 1000 mothers receiving SP ^l	Triangular	4.96	22.22	39.47	[23]

^aIntermittent preventive treatment of malaria in pregnancy with sulphadoxine-pyrimethamine.

^bTriangular distribution was chosen to be consistent with previous similar studies [53,58].

^cin US\$ 2007.

^dRate per person-year at risk in the placebo group.

^eIt indicates the proportion of pregnant women with symptoms of malaria who seek formal health care. The values of the uniform distribution are adapted from Hutton et al [53]

^fIt is assumed that severe cases = hospitalized cases

^gThe left limit of the confidence interval is negative due to bootstrapping.

^hDrug costs for inpatients refers to intravenous quinine.

ⁱDrug costs for outpatients refers to artesunate plus SP.

^lSeven newborns died during the first 28 days of life for each 495 pregnant women receiving SP and 18 newborns died for 493 pregnant women receiving placebo. Reduction of deaths per 1000 mothers receiving SP is equal to [number of deaths averted/number of mothers in SP group]*1000.

doi:10.1371/journal.pone.0013407.t001

ICERs used to define the intervention as cost-effective was 129 US\$ per DALY averted, while 36 US\$ per DALY averted was the threshold used to define the intervention as highly cost-effective. These threshold figures were based on previously accepted 1993 and 1996 World Bank definitions and inflated to their 2007 equivalent: 129 and 36 US\$ for the year 2007 correspond to 100 and 25 US\$ for the year 1993, respectively [47-49]. The cost-effective intervention threshold was conservatively set at 100 instead of 150 US\$ per DALY averted. Probabilistic threshold analysis was performed on SP price, other intervention costs, case

fatality rate, malaria incidence, protective efficacy and antenatal clinic attendance. Furthermore, a one-way sensitivity analysis was undertaken on SP price.

Results

Table 2 shows the results of the cost effectiveness analysis (CEA). Intervention costs of delivering two doses of IPTp-SP to 1000 pregnant women through the ANC were 435.79 US\$ (CI 95% 371.80, 508.00).

Table 2. Cost-effectiveness analysis of IPTp-SP^a for 1000 pregnant women^b.

Intervention costs ^c	435.79 (371.80, 508.00)
Treatment savings due to the efficacy of IPTp-SP^a on clinical malaria^c	
<i>Health system treatment savings</i>	422.74 (152.00, 718.00)
Outpatient	239.91 (84.00, 432.00)
Inpatient	182.82 (66.30, 308.00)
<i>Households' outpatient treatment savings</i>	117.69 (40.50, 212.70)
Direct	33.89 (6.10, 77.20)
Indirect	83.79 (29.60, 148.30)
<i>Households' admission treatment savings</i>	19.64 (−39.30, 81.00)
Direct	8.20 (−42.80, 55.80)
Indirect	11.44 (−20.50, 42.70)
Net intervention costs^c on clinical malaria	
Intervention costs – health system treatment savings	13.17 (−292.00, 290.00)
Incremental cost effectiveness ratio on clinical malaria	
Intervention costs/ Number DALYs averted ^d	41.46 (20.50, 96.70)
Effectiveness of IPTp-SP^a on clinical malaria	
Total number of episodes averted ^e	112.00 (42.00, 182.00)
Number of outpatient episodes averted	56.12 (20.50, 95.50)
Number of inpatient episodes averted	4.49 (1.63, 7.56)
Number of maternal deaths averted	0.39 (0.143, 0.661)
Number of DALYs ^d averted	12.20 (4.59, 20.81)
Incremental cost effectiveness ratio on neonatal mortality	
Intervention costs/ Number DALYs averted ^d	1.08 (0.43, 3.48)
Effectiveness of IPTp-SP^a on neonatal mortality	
Number of neonatal deaths averted	18.93 (4.39, 33.85)
Number of DALYs averted ^d	555.21 (129.00, 992.00)
Combined analysis	
Intervention costs/Number of DALYs averted ^d	1.02 (0.42, 3.21)
Number of DALYs averted ^d	570.95 (236.00, 908.00)

^aIntermittent preventive treatment of malaria in pregnancy with sulphadoxine-pyrimethamine.

^b95% confidence intervals in brackets.

^cin US\$ 2007.

^dDisability-adjusted life years.

^eTotal number of episodes averted is theoretical and relies on the assumption that formal treatment is sought for any case of suspected malaria. The total number is higher than the sum of inpatients and outpatients episodes averted because number of outpatient episodes considers that only a proportion of pregnant women with symptoms of malaria, actually, seeks formal treatment.

doi:10.1371/journal.pone.0013407.t002

Cost-effectiveness of IPTp on maternal health

Per 1000 pregnant women receiving IPTp-SP, the number of outpatient episodes averted as a result of the intervention was 56.12 (CI 95% 20.50, 95.50) and the number of malaria admissions averted was 4.49 (CI 95% 1.63, 7.56). The number of DALYs averted was 12.20 (CI 95% 4.59, 20.81). Intervention costs per DALYs averted was 41.46 US\$ (CI 95% 20.50, 96.70); its cumulative distribution (acceptability curve) is depicted in Figure 1.

Per 1000 women receiving IPTp-SP the total health system cost savings were 422.74 US\$ (CI 95% 152.00, 718.00), 43% of which was due to a reduction in hospital admissions. Net intervention costs were 13.17 US\$ (CI 95% −292.00, 290.00). With regard to household costs, for women attending as outpatients, 33.89 US\$ (CI 95% 6.10, 77.20) were saved as direct costs and 83.79 US\$ (CI 95% 29.60, 148.30) as indirect costs; for admitted women, 8.20 US\$ (CI 95% −42.80, 55.80) were saved as direct costs and 11.44 US\$ (CI 95% −20.50, 42.70) as indirect costs (Table 2).

Spearman's rank correlation coefficients showed that the PE of the intervention was the variable that most affected the ICERs in the estimated model (Figure 2). The associations between ICER and SP costs and between ICER and personnel costs were not strongly significant. The correlation coefficients between health system's savings and the PE of IPTp-SP showed a strong association. A similar association was found between the PE of IPTp-SP and households' savings.

According to the probabilistic threshold analysis of the ICER per DALY averted (Figure 3) IPTp-SP is no longer cost-effective when the ANC attendance is lower than 37.5%, PE is lower than 15%, malaria incidence is lower than 0.15 person-year at risk, case fatality rate lower than 0.15%. Furthermore, this analysis suggests that IPTp-SP is no longer cost-effective when the price of SP per dose is higher than 0.57 US\$ and personnel cost for each dose delivered is higher than 0.60 US\$. When all input variables of the cost-effectiveness analysis of IPTp-SP are constant (one way threshold analysis), the price of SP at which the intervention ceases

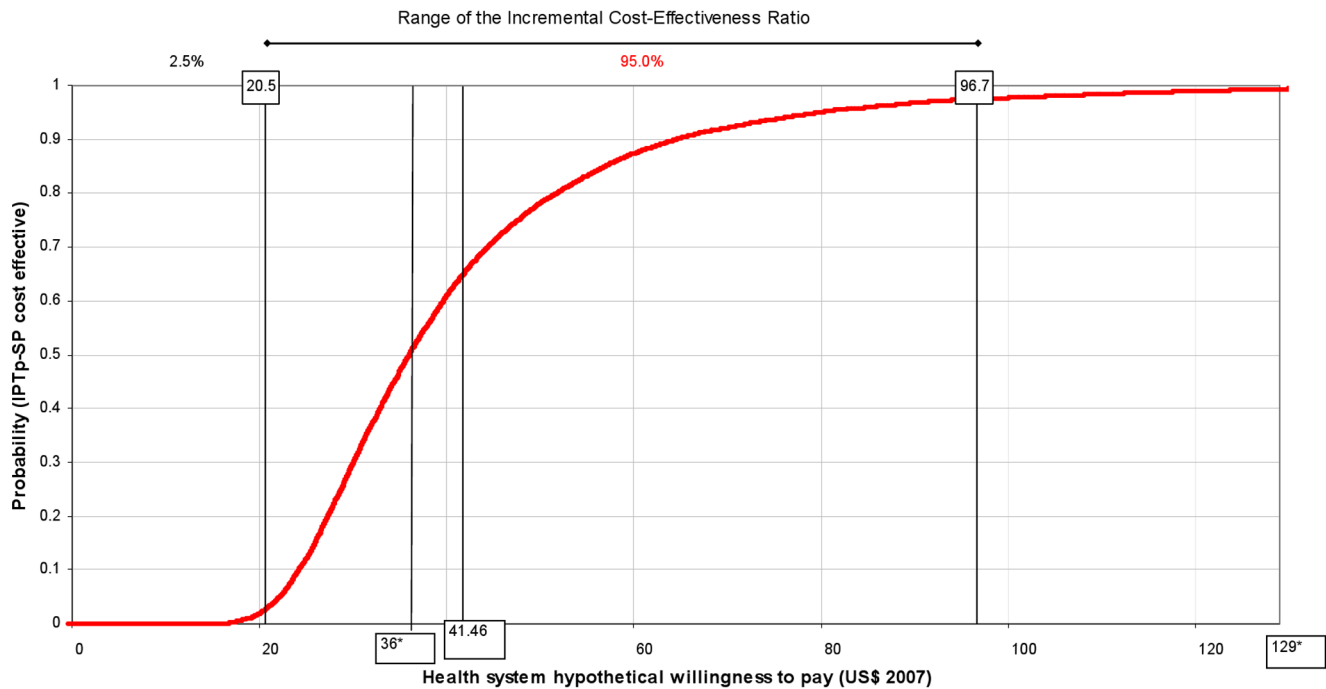


Figure 1. Maternal malaria: acceptability curve of the cost-effectiveness ratio of IPTp-SP^a vs hypothetical willingness to pay^b.
^a Intermittent preventive treatment of malaria in pregnancy with sulphadoxine-pyrimethamine. ^b Acceptability curves were constructed by plotting the cumulative distribution of ICER of IPTp-SP per DALYs averted. The Y axis can be interpreted as probability that the intervention is cost-effective for every level of policy makers' ability or willingness to pay for each DALY averted (X axis). * 36 US\$ per DALY averted = threshold of highly cost-effective intervention; 129 US\$ per DALY averted = threshold of cost-effective intervention.
 doi:10.1371/journal.pone.0013407.g001

to be cost-effective is higher (0.71 US\$ per dose) than when the analysis is done through probabilistic analysis.

Cost-effectiveness of IPTp on neonatal survival

Delivering IPTp-SP to 1000 pregnant women translates into 18.93 (CI 95% 4.39, 33.85) neonatal deaths averted and into 555.21 (CI 95% 129.00, 992.00) DALYs averted (Table 2). The ICER was 1.08 US\$ (CI 95% 0.43, 3.48) per DALY averted. The cumulative distribution of the ICER is presented in Figure 4.

Spearman's rank correlation coefficients showed that the PE of IPTp-SP is the variable having the greatest effect on the economic outcomes also in the case of neonatal mortality (Figure 2).

Figure 3 shows the threshold values of some variables beyond which IPTp-SP is no longer highly cost-effective in reducing neonatal mortality, but remains cost-effective. Such conditions, according to the probabilistic threshold analysis, are: ANC attendance lower than 37%; number of neonatal deaths prevented lower than 4.66; and SP costs as well as personnel costs higher than 7.90 US\$ per dose delivered. One-way threshold analysis showed that IPTp-SP was still highly cost-effective at a SP price per dose of 11 US\$.

Discussion

The results of the cost-effectiveness evaluation of malaria prevention in pregnancy with IPTp-SP in this rural area of Mozambique showed that this intervention is highly cost-effective when compliance with ITNs use is high. The intervention was cost-effective even at the 95% confidence higher limits of the estimated ICERs. IPTp-SP is a very cheap prevention when provided through the ANC. Net intervention costs for 1000 pregnant women were 13.17 US\$ (CI 95% -292.00, 290.00). Net

intervention costs resulted negative in most of the left part of their distribution and, thus, IPTp-SP is likely to be a cost saving intervention. In a context of very limited economic resources for health care this is a very attractive intervention.

Parasite resistance to SP in the study area has been assessed *in vivo* in the case of treatment of symptomatic non complicated malaria in children [50]. However, there is no evidence of parasite resistance to SP when the drug is used for prevention in asymptomatic individuals, as in the case of pregnant women attending the ANC [51]. The reference trial for this economic evaluation assessed the efficacy of IPT-SP on malaria prevention during pregnancy, and the results showed that SP was highly efficacious in preventing clinical malaria 30 days after each administration [22]. However, drug resistance can evolve rapidly and a reduction in the efficacy of SP would worsen the cost-effectiveness of the intervention. In fact, the lower limit of protective efficacy allowing to define IPTp-SP as a cost-effective intervention against maternal malaria was shown to be of 15% in this study. Fifteen per cent is included in the confidence interval of IPTp-SP efficacy resulted from the trial [Protective Efficacy (PE) 40% (95% CI 7.4%, 61.2%); p = 0.020]. However, safety and efficacy of new drugs for IPTp have been already proved [52]. Any improvement in antimalarials efficacy would ameliorate the cost-effectiveness of the intervention despite an increase in its cost, within the boundaries estimated in this study. Further trials assessing the safety and efficacy of new antimalarials for IPTp are ongoing [15].

In the context of the trial the compliance of pregnant women with the use of ITNs was high and, thus, the cost-effectiveness of IPTp-SP assessed in this study assumes high ITNs coverage [22]. Currently, ITNs are provided for free as part of routine ANC services in Mozambique. However, their use outside a trial context should be encouraged to improve compliance at least during pregnancy and first years of life of the child.

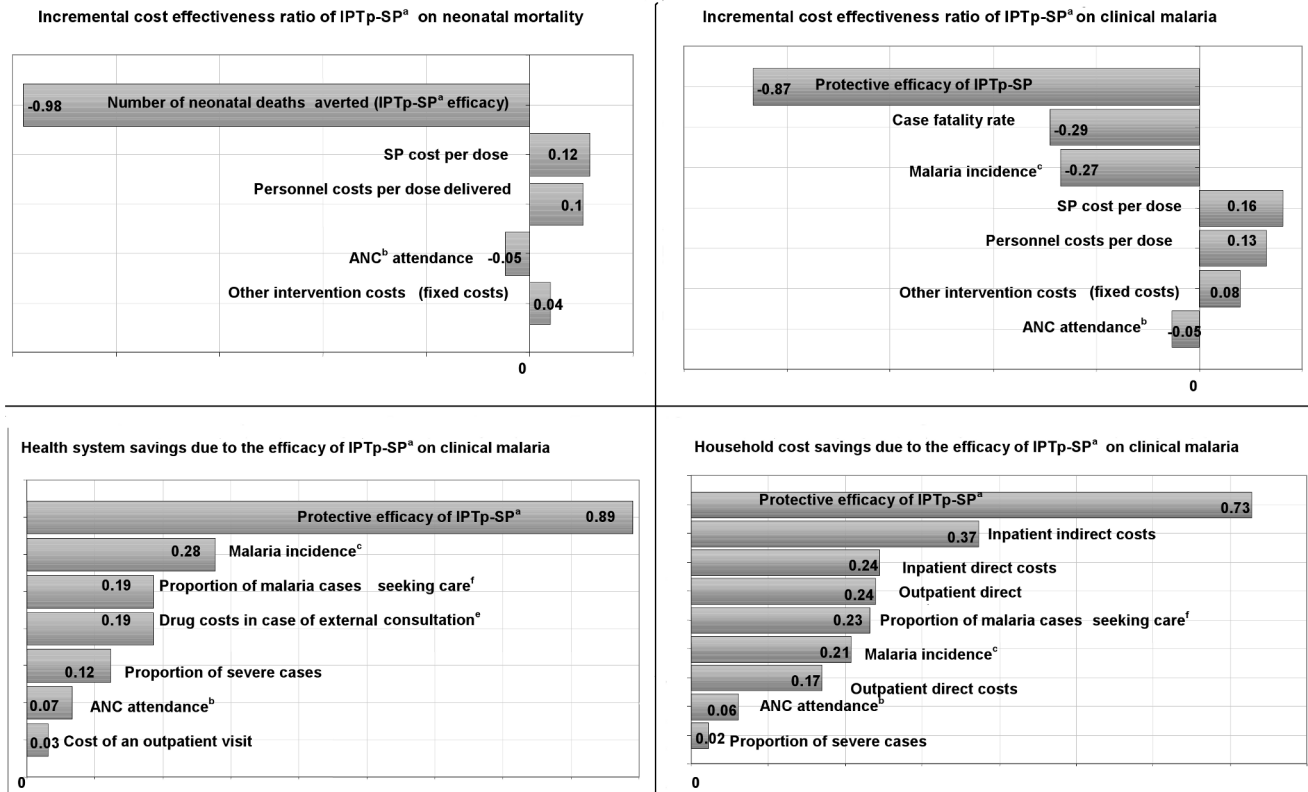


Figure 2. Correlation of cost-effectiveness ratios, savings, and input variables (Spearman's Rank). ^a Intermittent preventive treatment of malaria in pregnancy with sulphadoxine-pyrimethamine. ^b Antenatal Clinic (ANC) attendance at least twice during pregnancy. ^c Rate per person-year at risk in the placebo group. ^d Drug costs for inpatients refers to intravenous quinine. ^e Drug costs for outpatients are relative to artesunate plus SP. ^f It indicates the proportion of pregnant women with symptoms of malaria who seek formal health care. doi:10.1371/journal.pone.0013407.g002

Malaria infection significantly contributes to maternal morbidity in sub-Saharan Africa. A recent study in Manhiça showed that about a third of pregnant women attending the maternity clinic of the MDH presented a malaria clinical episode [43]. Maternal malaria also negatively affects neonatal survival [23]. Thus, interventions aimed to prevent these negative outcomes are of

major public health relevance. However, a critical consideration when deciding whether an intervention should be implemented is its economic implications. Although it has received more attention recently, little information still exists on the cost-effectiveness of malaria preventive interventions in pregnancy. All published reports on the economic evaluation of preventive

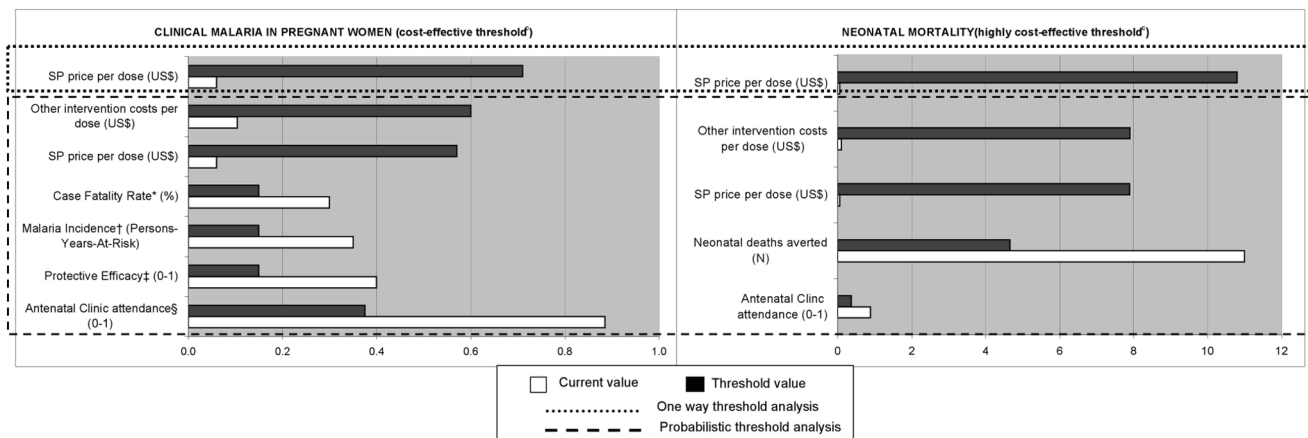


Figure 3. Threshold analysis of the cost-effectiveness of IPTp-SP^a. ^a Intermittent preventive treatment of malaria in pregnancy with sulphadoxine-pyrimethamine ^b 129 US\$/DALY averted. ^c 36 US\$/DALY averted. Within the simulation ranges of each variable: * a threshold of 92.92 US\$ was reached only. † a threshold of 96.79 US\$ was reached only. ‡ a threshold of 85.99 US\$ was reached only. § a threshold of 97.25 US\$ was reached only. doi:10.1371/journal.pone.0013407.g003

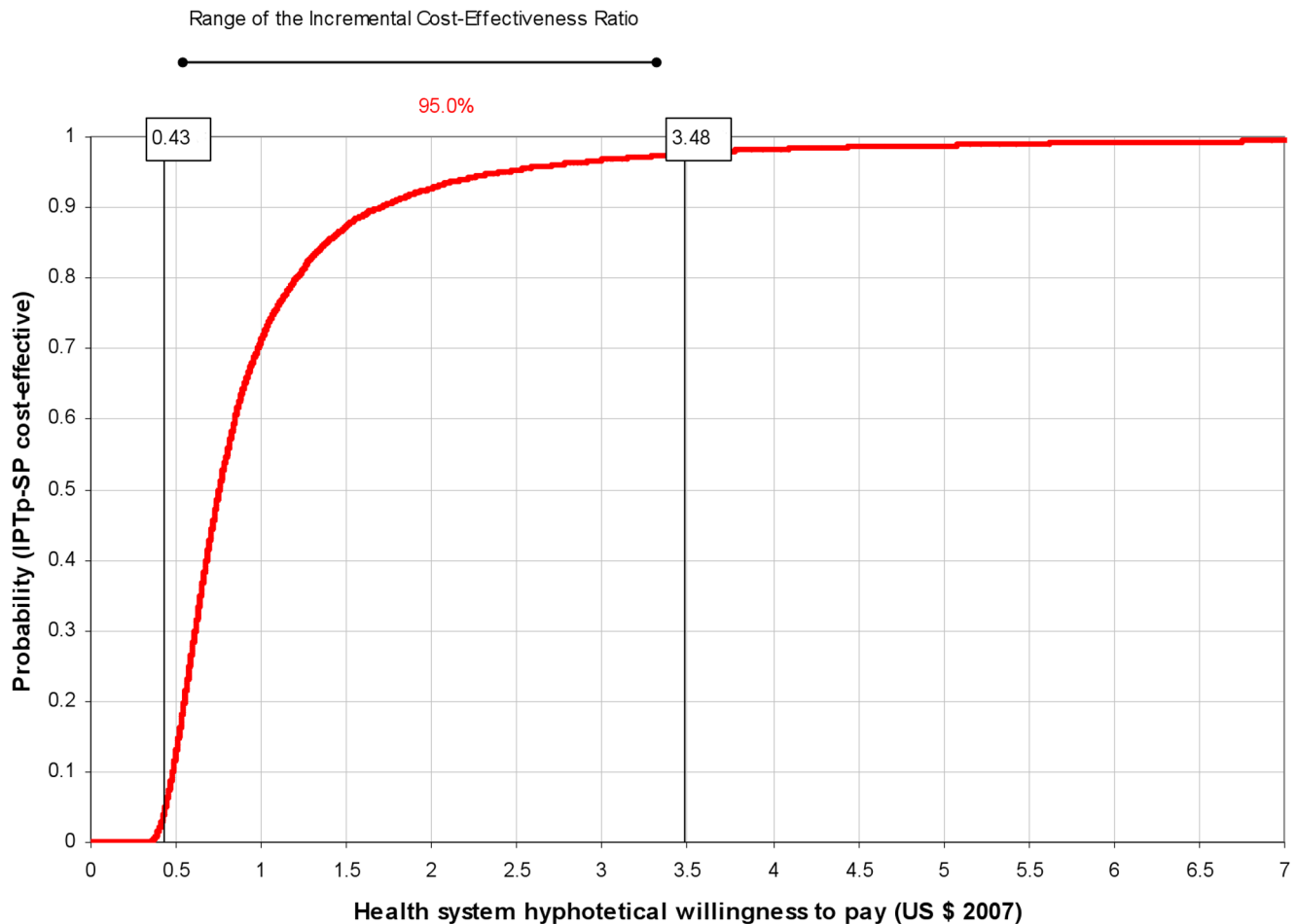


Figure 4. Neonatal mortality: acceptability curve of the cost-effectiveness ratio of IPTp-SP^a vs hypothetical willingness to pay^b.

^a Intermittent preventive treatment of malaria in pregnancy with sulphadoxine-pyrimethamine. ^b Acceptability curves were constructed by plotting the cumulative distribution of ICER of IPTp-SP per DALYs averted. The Y axis can be interpreted as probability that the intervention is cost-effective for every level of policy makers' ability or willingness to pay for each DALY averted (X axis).

doi:10.1371/journal.pone.0013407.g004

strategies for malaria in pregnancy used surrogate indicators of mortality to calculate DALYs [6,7,9] and only two cost-effectiveness analysis were carried out as part of intervention studies [5,6]. One study was focused on the incremental cost-effectiveness analysis of administering IPTp-SP through community-based delivery compared to the delivery by means of the ANC and results are not comparable with the current study [5]. The other study, focused on the cost-effectiveness of alternative antimalarial regimens (chloroquine versus sulfadoxine-pyrimethamine), concluded that SP given during the second and beginning of the third trimester of pregnancy, was the most cost-effective option (75 US\$ per infant death averted). In this study no savings due to the intervention were estimated, and infant deaths averted were extrapolated rather than being a direct consequence of the intervention.

A recent cost-effectiveness analysis of intermittent preventive treatment of malaria in infants (IPTi) with SP carried out in this same area of Manhica, also found that the intervention was highly cost-effective in preventing malaria in infants [53]. It is important to point out that the delivery of both interventions through already existing health structures, such as the routine Expanded Program on Immunization (EPI) and the ANC is probably one of the most important factors for these strategies to be cost-effective.

In the current study, for DALYs calculation on maternal health it was assumed that reducing malaria morbidity would translate into fewer maternal deaths. To calculate the maternal mortality component of DALYs averted due to IPTp-SP administration, an average case fatality rate of 0.33% was applied. While there is insufficient information on how many infected pregnant women die of malaria in sub-Saharan Africa, the rate applied in this study appears to be realistic according to the available evidence. It was assumed that a third of pregnant women living in the study area were infected with malaria based on a recent report showing that 27% of pregnant women attending a health facility with clinical complaints suggestive of malaria were parasitemic [43]. The estimates used in this economic evaluation considered malaria as an important cause of maternal death in Mozambique as shown in a recent study on the causes of maternal mortality where malaria infection accounted for 10% of all maternal deaths in a tertiary hospital of Maputo [54].

With respect to DALYs calculation on neonatal health, this economic evaluation differs from previous ones in that mortality data, derived directly from the main trial, were used to calculate the mortality component of DALYs averted due to IPTp-SP administration, which gives more weight to the findings.

Mean values of the ICERs resulting from this study (41.46 and 1.08 US\$) indicated cost-effective levels of investment for each

DALY averted. In addition, acceptability curves (figures 1 and 4) helped defining which would be a cost-effective investment level per DALY averted according to the health system's willingness to pay. Figure 1 shows that if policy makers are willing to pay only 20 US\$ or less per DALY averted, the probability that the intervention is cost-effective is close to 0. At a higher willingness to pay of 100 US\$ per DALY averted the probability that IPTp-SP is cost effective is close to 100%. A willingness to pay of 6 US\$ per DALY averted, in the case of neonatal mortality, would be high enough to guarantee at a probability of almost 100% that the intervention is cost-effective (Figure 4).

A recent economic evaluation estimated the cost-effectiveness of adding ITNs distribution through ANC's when antenatal services administer IPTp-SP [38]. Although results of this study and of the current one are not directly comparable, it may be useful to comment on the respective acceptability curves. In that study it was reported that with an investment of 15 US\$ (2005 prices) per DALY averted, the probability of ITNs distribution to be cost-effective was of almost 50%, and with an investment of 106 US\$ the probability would increase to 100%. In contrast, in the current study, 15 US\$ per DALY averted would guarantee a 100% probability to be highly cost-effective in the case of neonatal survival, while 106 US\$ per DALY would lead to a probability of about 100% that the intervention is cost-effective on maternal malaria.

Even if the Mozambican Government highly subsidizes the cost of health care, being unhealthy has a significant negative economic impact for the households, especially due to the indirect costs of the illness. In this country, where the Gross Domestic Product (GDP) per capita in 2007 was 364 US\$ (less than 1 US\$ per person per day), the overall (including both direct and indirect component) cost for the household of an outpatient attendance or a hospital admission due to malaria, approximately equals the remuneration of 2 and 10 working days of a person working as peasant, respectively [55].

Health system and household savings from fewer neonatal deaths were not included in this economic evaluation. Health system savings estimation would imply a complex evaluation of the economic value of the failure of preventing a neonatal death. From the household point of view, avoiding a child death may have several social and familial repercussions apart from the direct monetary savings related to health care that are very difficult to estimate. An exhaustive economic evaluation would require a long term analysis focusing on behavioural changes that the death of a child could cause in the family as a whole, such as future fertility

decisions and consequences on the social and familial role of the mother of the dead child, among others. It would be also necessary to include the impact of the decrease in neonatal mortality on economic growth. On one hand, a decrease in child mortality lowers the demand for children (demographic transition) and raises the income per capita. On the other hand, a decrease in child mortality provides an incentive to invest in education because of the higher return on investment consequent to the longer life expectancy the decrease in mortality leads to. Both the increase in per capita income and in education are essential premises towards economic growth [56,57]. Nevertheless, it can be speculated that if such long term consequences were included, the intervention would be even more advantageous.

Conclusions

IPTp-SP in the context of ITNs is highly cost-effective in Mozambique mainly because it is administered through already existing health structures, such as the ANC, and because SP is a cheap drug. IPTp-SP remains cost-effective even with a wide increase in both the cost of the drug and in other related intervention costs. These findings are likely to hold for other settings where IPTp-SP is implemented through routine ANC visits. The estimated ICERs leave wide space for all the input variables to change and for the intervention to remain cost-effective. The cost-effectiveness of IPTp would highly improve with an increase in the efficacy of the intervention. In areas such as Mozambique where malaria in pregnancy represents a major public health problem, investing in the improvement of the effectiveness of IPTp is highly recommended.

Acknowledgments

We are very grateful to the pregnant women who participated in the study. We thank the staff of the Manhica District Hospital, especially those at the maternity clinic and at the administration department, and the staff of the Manhica Health Research Center (CISM). We also thank the Direcção de Planificação e Cooperação Ministério da Saúde de Moçambique for the useful information provided. The authors are grateful to Claire Chase for the help in collecting the economic information, to Sergi Sanz for statistical assistance and to Lesong Conteh for her comments on the manuscript.

Author Contributions

Conceived and designed the experiments: ES CM. Analyzed the data: ES. Wrote the paper: ES CM. Contributed to the interpretation of the results: AB TN MM AN DN PLA. Contributed to the writing of the manuscript: AB TN MM AN DN PLA.

References

- Menéndez C, Ordi J, Ismail MR, Ventura PJ, Aponte JJ, et al. (2000) The impact of placental malaria on gestational age and birth weight. *J Infect Dis* 181: 1740–1745.
- Desai M, ter Kuile FO, Nosten F, McGready R, Asamo K, et al. (2007) Epidemiology and burden of malaria in pregnancy. *Lancet Infect Dis* 7: 93–104.
- WHO (2004) A strategic framework for malaria prevention and control during pregnancy in the African region. Geneva: World Health Organization.
- WHO (2000) WHO Expert Committee on Malaria. Geneva: World Health Organization.
- Mbonye AK, Hansen KS, Bygbjerg IC, Magnussen P (2008) Intermittent preventive treatment of malaria in pregnancy: the incremental cost-effectiveness of a new delivery system in Uganda. *Trans R Soc Trop Med Hyg* 102: 685–693.
- Schultz LJ, Steketee RW, Chitsulo L, Macheso A, Kazembe P, et al. (1996) Evaluation of maternal practices, efficacy, and cost-effectiveness of alternative antimalarial regimens for use in pregnancy: chloroquine and sulfadoxine-pyrimethamine. *Am J Trop Med Hyg* 55: 87–94.
- Wolfe EB, Parise ME, Haddix AC, Nahlen BL, Ayisi JG, et al. (2001) Cost-effectiveness of sulfadoxine-pyrimethamine for the prevention of malaria-associated low birth weight. *Am J Trop Med Hyg* 64: 178–186.
- Schultz LJ, Steketee RW, Chitsulo L, Wirima JJ (1995) Antimalarials during pregnancy: a cost-effectiveness analysis. *Bull World Health Organ* 73: 207–214.
- Goodman CA, Coleman PG, Mills AJ (2001) The cost-effectiveness of antenatal malaria prevention in sub-Saharan Africa. *Am J Trop Med Hyg* 64: 45–56.
- Plowe CV, Alonso P, Hoffman SL (2009) The potential role of vaccines in the elimination of falciparum malaria and the eventual eradication of malaria. *J Infect Dis* 200: 1646–1649.
- Wells TN, Alonso PL, Gutteridge WE (2009) New medicines to improve control and contribute to the eradication of malaria. *Nat Rev Drug Discov* 8: 879–891.
- Worrall E, Morel C, Yeung S, Borghi J, Webster J, et al. (2007) The economics of malaria in pregnancy—a review of the evidence and research priorities. *Lancet Infect Dis* 7: 156–168.
- Greenwood B, Alonso P, ter Kuile FO, Hill J, Steketee RW (2007) Malaria in pregnancy: priorities for research. *Lancet Infect Dis* 7: 169–174.
- ter Kuile FO, van Eijk AM, Filler SJ (2007) Effect of sulfadoxine-pyrimethamine resistance on the efficacy of intermittent preventive therapy for malaria control during pregnancy: a systematic review. *JAMA* 297: 2603–2616.
- Malaria in Pregnancy Consortium website (accessed 20th September 2010) http://www.mip-consortium.org/projects/new_drugs_africa.htm.
- Hill J, Kazembe P (2006) Reaching the Abuja target for intermittent preventive treatment of malaria in pregnancy in African women: a review of progress and operational challenges. *Trop Med Int Health* 11: 409–418.

17. Crawley J, Hill J, Yartey J, Robalo M, Serufulira A, et al. (2007) From evidence to action? Challenges to policy change and programme delivery for malaria in pregnancy. *Lancet Infect Dis* 7: 145–155.
18. Alonso PL, Sacarlal J, Aponte JJ, Leach A, Macete E, et al. (2004) Efficacy of the RTS,S/AS02A vaccine against *Plasmodium falciparum* infection and disease in young African children: randomised controlled trial. *Lancet* 364: 1411–1420.
19. Alonso P, Saúde F, Aponte JJ, Gómez-Olivé FX, Nhacolo A, et al. (2002) Manhica DSS, Mozambique. *Population and Health in Developing Countries*. 1 ed. Ottawa.
20. Nhacolo AQ, Nhalungo DA, Sacoore CN, Aponte JJ, Thompson R, et al. (2006) Levels and trends of demographic indices in southern rural Mozambique: evidence from demographic surveillance in Manhica district. *BMC Public Health* 6: 291.
21. Chase C, Sicuri E, Sacoore C, Nhalungo D, Nhacolo A, et al. (2009) Determinants of household demand for bed nets in a rural area of southern Mozambique. *Malar J* 8: 132.
22. Menéndez C, Bardaji A, Sigauque B, Romagosa C, Sanz S, et al. (2008) A randomized placebo-controlled trial of intermittent preventive treatment in pregnant women in the context of insecticide treated nets delivered through the antenatal clinic. *Plos One* 3: e1934.
23. Menéndez C, Bardaji A, Sigauque B, Sanz S, Aponte JJ, et al. (2010) Malaria Prevention with IPTp during Pregnancy Reduces Neonatal Mortality. *Plos One* 5: e9438.
24. Mbaye A, Richardson K, Balajo B, Dunyo S, Shulman C, et al. (2006) A randomized, placebo-controlled trial of intermittent preventive treatment with sulphadoxine-pyrimethamine in Gambian multigravidae. *Trop Med Int Health* 11: 992–1002.
25. Parise ME, Ayisi JG, Nahlen BL, Schultz LJ, Roberts JM, et al. (1998) Efficacy of sulfadoxine-pyrimethamine for prevention of placental malaria in an area of Kenya with a high prevalence of malaria and human immunodeficiency virus infection. *Am J Trop Med Hyg* 59: 813–822.
26. Schultz LJ, Steketee RW, Macheso A, Kazembe P, Chitsulo L, et al. (1994) The efficacy of antimalarial regimens containing sulfadoxine-pyrimethamine and/or chloroquine in preventing peripheral and placental *Plasmodium falciparum* infection among pregnant women in Malawi. *Am J Trop Med Hyg* 51: 515–522.
27. International Drug Price Indicator Guide: 2007 Edition: Spiral Bound.
28. Manzi F, Hutton G, Schellenberg J, Tanner M, Alonso P, et al. (2008) From strategy development to routine implementation: the cost of Intermittent Preventive Treatment in Infants for malaria control. *BMC Health Serv Res* 8: 165.
29. Programa Nacional de Controlo da malária República de Moçambique (2005) Documento Estratégico para o controlo da malária em Moçambique Julho 2006–2009 .
30. Demographic and Health Surveillance, Measure DHS (2003) Moçambique Inquérito Demográfico e de saúde .
31. Ministério da Saúde de Moçambique (MISAU), Austral Consultoria e Projectos Lda. e Direcção de Planificação e Cooperação (2002) Estudo de Análise de custos correntes das unidades sanitárias do nível I e II em Moçambique .
32. Kamaranayake L (2000) The real and the nominal? Making inflationary adjustments to cost and other economic data. *Health Policy and Planning* 15: 230–234.
33. International Labour Organisation (2008) Global Wage Report 2008/09: Minimum wages and collective bargaining: Towards policy coherence. 978-92-2-121499-1 978-92-2-121499-1 .
34. Cochran WG (1963) *Sampling techniques*. New York: John Wiley and Sons, Inc.
35. Hammerich A, Campbell OM, Chandramohan D (2002) Unstable malaria transmission and maternal mortality—experiences from Rwanda. *Trop Med Int Health* 7: 573–576.
36. Briggs AH, Wonderling DE, Mooney CZ (1997) Pulling cost-effectiveness analysis up by its bootstraps: a non-parametric approach to confidence interval estimation. *Health Econ* 6: 327–340.
37. Zhou XH, Melfi CA, Hui SL (1997) Methods for comparison of cost data. *Ann Intern Med* 127: 752–756.
38. Becker-Dreps SI, Biddle AK, Pettifor A, Musuamba G, Imbie DN, et al. (2009) Cost-effectiveness of adding bed net distribution for malaria prevention to antenatal services in Kinshasa, Democratic Republic of the Congo. *Am J Trop Med Hyg* 81: 496–502.
39. Murray CJL, López AD (1996) *The global burden of disease: a comprehensive assessment of mortality and disability from diseases*. Harvard: Harvard School of Public Health [etc.], XXXII, 990.
40. Fox-Rushby JA, Hanson K (2001) Calculating and presenting disability adjusted life years (DALYs) in cost-effectiveness analysis. *Health Policy Plan* 16: 326–331.
41. WHO Statistical Information System,(WHOSIS) (2006) *Life Tables Mozambique* .
42. WHO/AFRO (2004) *A strategic framework for malaria prevention and control during pregnancy in the African region* .
43. Bardaji A, Sigauque B, Bruni L, Romagosa C, Sanz S, et al. (2008) Clinical malaria in African pregnant women. *Malar J* 7: 27.
44. Sinha A, Levine O, Knoll MD, Muhib F, Lieu TA (2007) Cost-effectiveness of pneumococcal conjugate vaccination in the prevention of child mortality: an international economic analysis. *Lancet* 369: 389–396.
45. Fenwick E, O'Brien BJ, Briggs A (2004) Cost-effectiveness acceptability curves—facts, fallacies and frequently asked questions. *Health Econ* 13: 405–415.
46. Fenwick E, Byford S (2005) A guide to cost-effectiveness acceptability curves. *Br J Psychiatry* 187: 106–108.
47. World Bank (1993) *World development report 1993—investing in health*. *Commun Dis Rep CDR Wkly* 3: 137.
48. Musgrove P (1993) Investing in health: the 1993 World Development Report of the World Bank. *Bull Pan Am Health Organ* 27: 284–286.
49. Shillcutt SD, Walker DG, Goodman CA, Mills AJ (2009) Cost effectiveness in low- and middle-income countries: a review of the debates surrounding decision rules. *Pharmacoeconomics* 27: 903–917.
50. Abacassamo F, Enosse S, Aponte JJ, Gomez-Olive FX, Quinto L, et al. (2004) Efficacy of chloroquine, amodiaquine, sulphadoxine-pyrimethamine and combination therapy with artesunate in Mozambican children with non-complicated malaria. *Trop Med Int Health* 9: 200–208.
51. Ter Kuile FO, Van Eijk AM, Filler SJ (2005) Can the treatment response in children with symptomatic malaria be used to guide policy for case management and intermittent preventive treatment of malaria in pregnancy? A review of published and unpublished literature. Harare, Zimbabwe World Health Organisation, Regional Office for Africa.
52. Briand V, Bottero J, Noel H, Masse V, Cordel H, et al. (2009) Intermittent treatment for the prevention of malaria during pregnancy in Benin: a randomized, open-label equivalence trial comparing sulfadoxine-pyrimethamine with mefloquine. *J Infect Dis* 200: 991–1001.
53. Hutton G, Schellenberg D, Tediros F, Macete E, Kahigwa E, et al. (2009) Cost-effectiveness of malaria intermittent preventive treatment in infants (IPTi) in Mozambique and the United Republic of Tanzania. *Bull World Health Organ* 87: 123–129.
54. Menéndez C, Romagosa C, Ismail MR, Carrilho C, Saute F, et al. (2008) An autopsy study of maternal mortality in Mozambique: the contribution of infectious diseases. *Plos Med* 5: e44.
55. World Bank (2008) *World development indicators*. Washington: The World Bank.
56. Kalemli-Ozcan S (2002) Does the Mortality Decline Promote Economic Growth? *Journal of Economic Growth* 4: 411–439.
57. Kalemli-Ozcan S, Ryder HE, Weil DN (2000) Mortality decline, human capital investment and economic growth. *Journal of Development Economics* 62: 1–23.
58. Conteh L, Sicuri E, Manzi F, Hutton G, Obonyo B, et al. (2010) The cost-effectiveness of intermittent preventive treatment for malaria in infants in Sub-Saharan Africa. *Plos One* 5: e10313.