

Published in final edited form as:

*Synlett*. 2010 March 1; 2010(4): 644–648. doi:10.1055/s-0029-1219391.

## Regioselective Palladium-Catalyzed Cross-Coupling Reactions of 2,4,7-Trichloroquinazoline

Peter Wipf\* and Kara M. George

University of Pittsburgh, Pittsburgh, PA 15260, USA

### Abstract

The regioselective palladium-catalyzed cross-coupling reactions of 2,4,7-trichloroquinazoline with various aryl- and heteroarylboronic acids are reported. An efficient, sequential strategy was developed that provides access to novel, functionalized heterocycles.

### Keywords

palladium catalysis; cross-coupling; heterocycles; regioselectivity; quinazoline

Palladium-catalyzed cross-coupling reactions represent a powerful method for the formation of highly substituted heterocycles.<sup>1</sup> The regioselective activation of polyhalogenated heteroaromatics in such reactions has been extensively studied<sup>2</sup> and can provide a versatile means for the synthesis of libraries containing functionalized substituents in specific positions of the heterocyclic scaffold. The quinazoline moiety is of particular importance, as it is a component of a variety of biologically active compounds, including potent tyrosine kinase inhibitors,<sup>3</sup> antibacterial,<sup>4</sup> and anticancer agents.<sup>5</sup> For example, trisubstituted quinazoline derivatives such as **A** and **B** have been prepared as part of a series of liver X receptor (LXR) modulators (Figure 1).<sup>6</sup>

Quinazolines are also components of several approved drugs, including erlotinib,<sup>7</sup> used to treat several types of tumors, iressa,<sup>8</sup> an epidermal growth factor receptor inhibitor approved for the treatment of nonsmall cell lung cancer, and prazosin,<sup>9</sup> an  $\alpha$ -adrenergic receptor blocker. While the regioselectivity for palladium-catalyzed alkylation,<sup>10</sup> alkylation,<sup>11</sup> and arylation<sup>12</sup> of 2,4-dichloroquinazolines has been previously explored, only the alkylation<sup>10</sup> and alkylation<sup>11</sup> of 6-bromo-2,4-dichloroquinazoline have been reported. For cross-coupling reactions employing 2,4-dichloroquinazoline, exclusive selectivity for the most electrophilic C-4 position<sup>13</sup> has been observed. Attempts to achieve monosubstitution with the more highly halogenated 6-bromo-2,4-dichloroquinazoline resulted in coupling at both the C-4 and C-6 positions in a ratio of 3:1, respectively. To our knowledge, a regioselective method for the sequential polyarylation of trihalogenated quinazolines has not been disclosed. Herein, we describe a versatile new protocol for the regioselective palladium-catalyzed cross-coupling reactions of 2,4,7-trichloroquinazoline<sup>14</sup> with aryl- and heteroarylboronic acids.

Initially, we set out to achieve the regioselective cross-coupling of 2,4,7-trichloroquinazoline by consecutive, Suzuki cross-couplings (Scheme 1, route A). We

Fax +1(412)6240787 pwipf@pitt.edu.

 This paper is dedicated to Prof. Gerry Pattenden on the occasion of his 70<sup>th</sup> birthday.

 Supporting Information for this article is available online at <http://www.thieme-connect.com/ejournals/toc/synlett>.

envisioned the first coupling to take place at the most electrophilic C-4 position, followed by substitutions at the C-2 and C-7 positions, respectively. However, coupling at C-4 proved to be low-yielding due to competitive hydrolysis at that site under the reaction conditions. In order to circumvent this problem, a new route was designed in which the C-4 position was first temporarily deactivated by a thioether, followed by a regioselective cross-coupling at C-2 (Scheme 1, route B). The C-4 position would then be functionalized via a palladium-catalyzed, copper(I)-mediated cross-coupling to provide compounds of type **3**, which could undergo a Suzuki reaction to provide trifunctionalized quinazoline target compounds **4**.

Thioether **1** was readily accessed by treatment of 2,4,7-trichloroquinazoline with 1.05 equivalents of isopropyl mercaptan and NaH. Substitution occurred exclusively at the electrophilic C-4 position. Subsequent regioselective C-2 arylation of **1** proceeded in excellent yields with most arylboronic acids in the presence of 5 mol% Pd(OAc)<sub>2</sub> and 15 mol% Ph<sub>3</sub>P at 75 °C, furnishing diaryl products **2** (Table 1, entries 1–8).<sup>15</sup> In the case of oxygen- and nitrogen-containing heterocyclic nucleophiles, slightly lower yields were obtained, presumably due to the decreased reactivity of these reagents,<sup>16</sup> as shown by the need for prolonged reaction times (Table 1, entries 8–10). Excess boronic acid (1.5 equiv) was necessary for complete consumption of starting materials, and attempts to use stoichiometric amounts resulted in incomplete conversions. In addition, efforts to decrease the reaction time by increasing reaction temperatures resulted in poor regioselectivity and low overall yields.

Stage 2 functionalization at the C-4 position was performed using the palladium-catalyzed, copper(I)-mediated desulfitative coupling conditions reported by Liebeskind and coworkers.<sup>17</sup> These reactions were carried out in the presence of excess copper(I) thiophene-2-carboxylate (CuTC) and boronic acid. All desulfitative arylations were achieved in excellent yields and complete selectivity for the C-4 position (Table 2).

The third and final cross-coupling reaction was initially carried out using the conditions reported in Table 1. In all cases, incomplete consumption of starting material resulted, even upon heating to reflux and increasing the equivalents of boronic acid. Finally, in order to ensure the complete consumption of starting material, 10 mol% Pd(OAc)<sub>2</sub>, 30 mol% Ph<sub>3</sub>P, and 4.0 equivalents of boronic acid were used. These conditions resulted in a successful cross-coupling at position C-7 in good yields for both aryl- and heteroarylboronic acids (Table 3).

In conclusion, we have demonstrated that temporary deactivation of the C-4 position by substitution of the chlorine atom with isopropyl mercaptan allows for the subsequent regioselective palladium-catalyzed cross-coupling at the C-2 position in 2,7-dichloroquinazoline **1**. Furthermore, palladium-catalyzed, copper(I)-mediated desulfitative coupling at the C-4 position, followed by the final palladium-catalyzed cross-coupling at the C-7 position, provides convenient access to the desired tricarbosubstituted quinazolines. This simple and efficient sequential coupling route to highly substituted quinazolines enables the orchestration of regioselective palladium-catalyzed cross-coupling reactions for the preparation of focused libraries of kinase inhibitors.<sup>18</sup>

### 2,7-Dichloro-4-(isopropylthio)quinazoline (**1**)

To a solution of 2,4,7-trichloroquinazoline<sup>14</sup> (0.300 g, 1.28 mmol) in freshly distilled and degassed THF (13.0 mL) cooled to 0 °C was added a premixed solution of *i*-PrSH (0.12 mL, 1.28 mmol) and NaH (0.032 g, 1.35 mmol) in THF (2.0 mL) dropwise. The mixture was stirred for 16 h, warmed to r.t., poured into ice cold H<sub>2</sub>O, extracted with EtOAc (5 × 25 mL), and washed with H<sub>2</sub>O. The combined organic extracts were dried (MgSO<sub>4</sub>) and concentrated to give a light yellow residue. The residue was purified by chromatography on

SiO<sub>2</sub> (1:50, EtOAc–hexanes) to provide **1** (0.291 g, 83%) as a light yellow crystalline solid; mp 89.1–90.1 °C (EtOAc). IR (ATR): 3075, 2965, 2881, 1551, 1459, 1321, 1224, 1133, 852 cm<sup>-1</sup>. <sup>1</sup>H NMR (300 MHz, DMSO-*d*<sub>6</sub>): δ = 8.07 (d, 1 H, *J* = 9.0 Hz), 7.98 (d, 1 H, *J* = 2.1 Hz), 7.72 (dd, 1 H, *J* = 9.0, 2.1 Hz), 4.18 (sept, 1 H, *J* = 6.9 Hz), 1.46 (d, 6 H, *J* = 6.9 Hz). <sup>13</sup>C NMR (75 MHz, DMSO-*d*<sub>6</sub>): δ = 174.8, 156.0, 149.7, 140.1, 128.9, 126.6, 125.9, 120.2, 36.0, 22.2 (2 C). MS (EI): *m/z* (%) = 272 (33) [M]<sup>+</sup>, 230 (100), 195 (48), 161 (37). HRMS (EI): *m/z* calcd for C<sub>11</sub>H<sub>10</sub>Cl<sub>2</sub>N<sub>2</sub>S: 271.9942; found: 271.9946.

## General Procedure for Compounds of Type 2

To a reaction vial was added **1** (1.0 equiv), Pd(OAc)<sub>2</sub> (0.05 equiv), Ph<sub>3</sub>P (0.15 equiv), Na<sub>2</sub>CO<sub>3</sub> (3.1 equiv), and R<sup>1</sup>B(OH)<sub>2</sub> (1.5 equiv). The reaction mixture was flushed with N<sub>2</sub>. Freshly distilled and degassed DME and H<sub>2</sub>O (DME–H<sub>2</sub>O, 10:1) were added via syringe to generate a 0.1 M solution of **1**, and the reaction mixture was stirred at 75 °C under a N<sub>2</sub> atmosphere for the required time. H<sub>2</sub>O was added, and the mixture was extracted with CH<sub>2</sub>Cl<sub>2</sub>. The combined organic layers were washed with brine, dried (MgSO<sub>4</sub>), and concentrated under reduced pressure. The crude residue was purified by chromatography on SiO<sub>2</sub> (EtOAc–hexanes or THF–toluene) to give the desired products of type 2.

## 7-Chloro-4-(isopropylthio)-2-(thiophen-2-yl)quinazoline (Table 1, Entry 1)

Mp 122.7–124.7 °C (DMSO). IR (ATR): 2973, 2917, 2855, 1524, 1437, 1327, 1236, 988, 837, 773, 714 cm<sup>-1</sup>. <sup>1</sup>H NMR (300 MHz, DMSO-*d*<sub>6</sub>): δ = 8.06 (dd, 1 H, *J* = 3.6, 1.2 Hz), 8.00 (d, 1 H, *J* = 8.7 Hz), 7.95 (d, 1 H, *J* = 2.1 Hz), 7.84 (dd, 1 H, *J* = 5.1, 1.5 Hz), 7.61 (dd, 1 H, *J* = 9.0, 2.1 Hz), 7.26 (dd, 1 H, *J* = 4.8, 3.6 Hz), 4.30 (sept, 1 H, *J* = 6.9 Hz), 1.53 (d, 6 H, *J* = 6.9 Hz). <sup>13</sup>C NMR (75 MHz, DMSO-*d*<sub>6</sub>): δ = 171.2, 156.0, 149.0, 142.8, 139.2, 131.7, 129.8, 128.8, 127.6, 127.0, 125.8, 120.0, 35.7, 22.4 (2 C). ESI-MS: *m/z* (%) = 321 ([M + 1]<sup>+</sup> 100), 277 (65). ESI-HRMS: *m/z* calcd for C<sub>15</sub>H<sub>14</sub>ClN<sub>2</sub>S<sub>2</sub> [M + 1]: 321.0287; found: 321.0271.

## General Procedure for Compounds of Type 3

To a reaction vial was added a compound of type **2** (1.0 equiv), CuTC (2.2 equiv), and R<sup>2</sup>B(OH)<sub>2</sub> (2.2 equiv). The reaction mixture was flushed with N<sub>2</sub> and freshly distilled and degassed THF was added via syringe to generate a 0.06 M solution of **2**. The reaction mixture was stirred vigorously at 50 °C under a N<sub>2</sub> atmosphere for the required time. A sat. aq solution of NaHCO<sub>3</sub> was added, and the solution was extracted with CH<sub>2</sub>Cl<sub>2</sub>. The combined organic layers were washed with NaHCO<sub>3</sub>, dried (MgSO<sub>4</sub>), and concentrated under reduced pressure. The residue was then purified by chromatography on SiO<sub>2</sub> (EtOAc–hexanes or THF–toluene) to provide the corresponding products of type 3.

## 7-Chloro-2-phenyl-4-*m*-tolylquinazoline (Table 2, Entry 1)

IR (ATR): 3058, 3030, 2914, 2851, 1556, 1532, 1336, 913, 766, 695, 682 cm<sup>-1</sup>. <sup>1</sup>H NMR (300 MHz, DMSO-*d*<sub>6</sub>): δ = 8.63–8.56 (m, 2 H), 8.22 (d, 1 H, *J* = 2.1 Hz), 8.11 (d, 1 H, *J* = 9.0 Hz), 7.73 (dd, 1 H, 9.0, 2.1 Hz), 7.70 (s, 1 H), 7.67 (d, 1 H, *J* = 7.6 Hz), 7.62–7.57 (m, 3 H), 7.54 (d, 1 H, *J* = 7.5 Hz), 7.49 (d, 1 H, *J* = 7.4 Hz), 2.47 (s, 3 H). <sup>13</sup>C NMR (75 MHz, DMSO-*d*<sub>6</sub>): δ = 168.3, 160.0, 151.9, 139.1, 138.1, 137.1, 136.6, 131.2, 131.0, 130.4, 129.1, 128.8 (2 C), 128.6, 128.4, 128.3 (2 C), 127.3, 127.2, 119.8, 21.1. MS (EI): *m/z* (%) = 330 (17) [M]<sup>+</sup>, 329 (43) [M – 1]<sup>+</sup>, 238 (43), 91 (100). HRMS (EI): *m/z* calcd for C<sub>21</sub>H<sub>15</sub>ClN<sub>2</sub>: 330.0924; found: 330.0930.

## General Procedure for Compounds of Type 4

To a reaction vial was added a compound of type **3** (1.0 equiv), Pd(OAc)<sub>2</sub> (0.10 equiv), Ph<sub>3</sub>P (0.30 equiv), Na<sub>2</sub>CO<sub>3</sub> (6.2 equiv), and R<sup>3</sup>B(OH)<sub>2</sub> (4.0 equiv). The reaction mixture was flushed with N<sub>2</sub>. Freshly distilled and degassed DME and H<sub>2</sub>O (DME–H<sub>2</sub>O, 10:1) were added via syringe to generate a 0.1 M solution of **3**, and the reaction mixture was sealed and heated at reflux for the required time. H<sub>2</sub>O was added, and the mixture was extracted with CH<sub>2</sub>Cl<sub>2</sub>. The combined organic layers were washed with brine, dried (MgSO<sub>4</sub>), and concentrated under reduced pressure. The crude residue was purified by chromatography on SiO<sub>2</sub> (EtOAc–hexanes or THF–toluene) to give the desired products of type **4**.

### 2-(4-*tert*-Butylphenyl)-4-(4-ethylphenyl)-7-(3-methoxyphenyl)-quinazoline (Table 3, Entry 2)

Mp 89.2–91.0 °C (EtOAc). IR (ATR): 3063, 2959, 2866, 1552, 1528, 1338, 852, 773 cm<sup>-1</sup>. <sup>1</sup>H NMR (300 MHz, DMSO-*d*<sub>6</sub>): δ = 8.55 (d, 2 H, *J* = 8.6 Hz), 8.37 (d, 1 H, *J* = 1.7 Hz), 8.18 (d, 1 H, *J* = 8.7 Hz), 8.03 (dd, 1 H, *J* = 8.8, 1.8 Hz), 7.86 (d, 2 H, *J* = 8.1 Hz), 7.61 (d, 2 H, *J* = 8.6 Hz), 7.52 (d, 2 H, *J* = 8.2 Hz), 7.51–7.49 (m, 1 H), 7.47 (dd, 2 H, *J* = 7.1, 1.7 Hz), 7.11–7.03 (m, 1 H), 3.89 (s, 3 H), 2.78 (q, 2 H, *J* = 7.5 Hz), 1.35 (s, 9 H), 1.30 (t, 3 H, *J* = 7.6 Hz). <sup>13</sup>C NMR (75 MHz, DMSO-*d*<sub>6</sub>): δ = 167.6, 159.9, 159.6, 153.6, 151.8, 146.3, 145.4, 140.0, 134.9, 134.5, 130.4, 130.1 (2 C), 128.2 (2 C), 128.1 (2 C), 127.6, 126.9, 125.6, 125.5 (2 C), 120.2, 119.7, 114.7, 112.7, 55.3, 34.7, 31.1 (3 C), 28.1, 15.5. MS (EI): *m/z* (%) = 472 (100) [M]<sup>+</sup>, 457 (79). HRMS (EI): *m/z* calcd for C<sub>33</sub>H<sub>32</sub>N<sub>2</sub>O: 472.2515; found: 472.2510.

### Supplementary Material

Refer to Web version on PubMed Central for supplementary material.

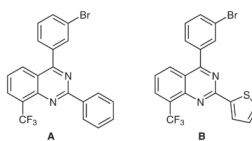
### Acknowledgments

We gratefully acknowledge financial support provided by the NIH (P41GM081275).

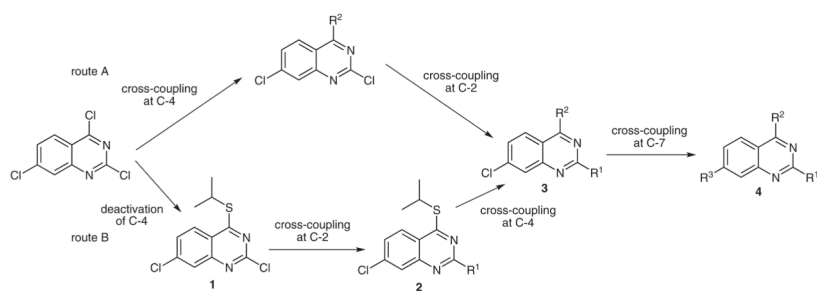
### References and Notes

1. Kalinin VN. *Synthesis* 1992:413.
2. Schröter S, Stock C, Bach T. *Tetrahedron* 2005;61:2245.
3. (a) Fry DW, Kraker AJ, McMichael A, Ambroso LA, Nelson JM, Leopold WR, Connors RW, Bridges AJ. *Science* 1994;265:1093. [PubMed: 8066447] (b) Uckun FM, Sudbeck EA, Mao C, Ghosh S, Liu XP, Vassilev AO, Navara CS, Narla RK. *Curr Cancer Drug Targets* 2001;1:59. [PubMed: 12188892] (c) Strawn LM, Shawver LK. *Exp Opin Invest Drugs* 1998;7:553.
4. Bedi PMS, Kumar V, Mahajan MP. *Bioorg Med Chem Lett* 2004;14:5211. [PubMed: 15380229]
5. Foster BA, Coffey HA, Morin MJ, Rastinejad F. *Science* 1999;286:2507. [PubMed: 10617466]
6. Bernotas, RC.; Ullrich, JW.; Travins, JM.; Wrobel, JE.; Unwalla, RJ. WO 2009020683. 2009.
7. Gundla R, Kazemi R, Sanam R, Muttineni R, Sarma JARP, Dayam R, Neamati N. *J Med Chem* 2008;51:3367. [PubMed: 18500794]
8. (a) Wakeling AE, Guy SP, Woodburn JR, Ashton SE, Curry BJ, Barker AJ, Gibson KH. *Cancer Res* 2002;62:5749. [PubMed: 12384534] (b) Baselga J, Rischin D, Ranson M, Calvert H, Raymond E, Kieback DG, Kaye SB, Gianni L, Harris A, Bjork T, Averbuch SD, Feyereislova A, Swaisland H, Rojo F, Albanell J. *J Clin Oncol* 2002;20:4292. [PubMed: 12409327] (c) Twombly R. *J Natl Cancer Inst* 2002;94:1596. [PubMed: 12419780]
9. da Silva JFM, Walters M, Al-Damluji S, Ganellin CR. *Bioorg Med Chem* 2008;16:7254. [PubMed: 18625562]

10. (a) Mangalagiu I, Benneche T, Undheim K. *Tetrahedron Lett* 1996;37:1309. (b) Qingbo L, Mangalagiu I, Benneche T, Undheim K. *Acta Chem Scand* 1997;51:302.
11. Mangalagiu I, Benneche T, Undheim K. *Acta Chem Scand* 1996;50:914.
12. Charpiot B, Brun J, Donze I, Naef R, Stefani M, Mueller T. *Bioorg Med Chem Lett* 1998;8:2891. [PubMed: 9873643]
13. (a) Eicher, T.; Hauptmann, S. *The Chemistry of Heterocycles*. Wiley-VCH; Weinheim: 2003. (b) Garcia Y, Schoenebeck F, Legault CY, Merlic CA, Houk KN. *J Am Chem Soc* 2009;131:6632. [PubMed: 19368385]
14. Curd HS, Landquist JK, Rose FL. *J Chem Soc* 1948:1759. [PubMed: 18105999]
15. Exclusive coupling at the C-2 position was determined by 2D NMR experiments.
16. (a) Barder TE, Walker SD, Martinelli JR, Buchwald SL. *J Am Chem Soc* 2005;127:4685. [PubMed: 15796535] (b) Billingsley K, Buchwald SL. *J Am Chem Soc* 2007;129:3358. [PubMed: 17326639]
17. Liebeskind LS, Srogl J. *Org Lett* 2002;4:979. [PubMed: 11893201]
18. (a) Decornez H, Gulyás-Forró A, Papp Á, Szabó M, Sármay G, Hajdú I, Cseh S, Dormán G, Kitchen DB. *ChemMedChem* 2009;4:1273. [PubMed: 19551802] (b) Peng J, Lin W, Jiang D, Yuan S, Chen Y. *J Comb Chem* 2007;9:431. [PubMed: 17343423] (c) Wipf P, Minion DJ, Halter RJ, Berggren MI, Ho CB, Chiang GG, Kirkpatrick L, Abraham R, Powis G. *Org Biomol Chem* 2004;2:1911. [PubMed: 15227545]

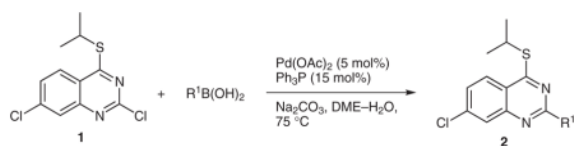


**Figure 1.**  
Quinazoline derivatives designed as LXR modulators



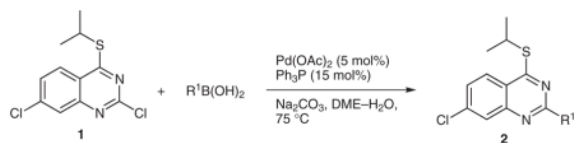
**Scheme 1.**  
Selective cross-coupling strategies to minimize synthetic steps and maximize diversity in quinazolines **4**

Table 1

Selective Suzuki Reaction of **1**

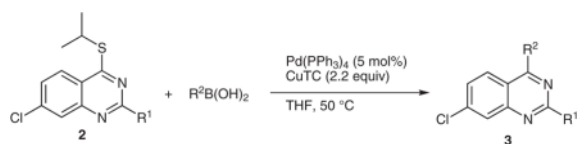
Entry	$R^1$	Time (h)	Yield (%)
1		24	99
2		33	92
3		36	90
4		33	95
5		25	93
6		13	89



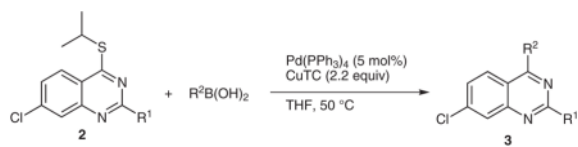


Entry	R <sup>1</sup>	Time (h)	Yield (%)
7		17	89
8		33	79
9		48	66
10		48	53

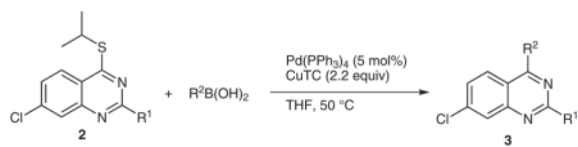
Table 2

Palladium-Catalyzed, Copper(I)-Mediated Coupling of **2**

Entry	R <sup>1</sup>	R <sup>2</sup>	Time (h)	Yield (%)
1			26	89
2			22	83
3			19	89



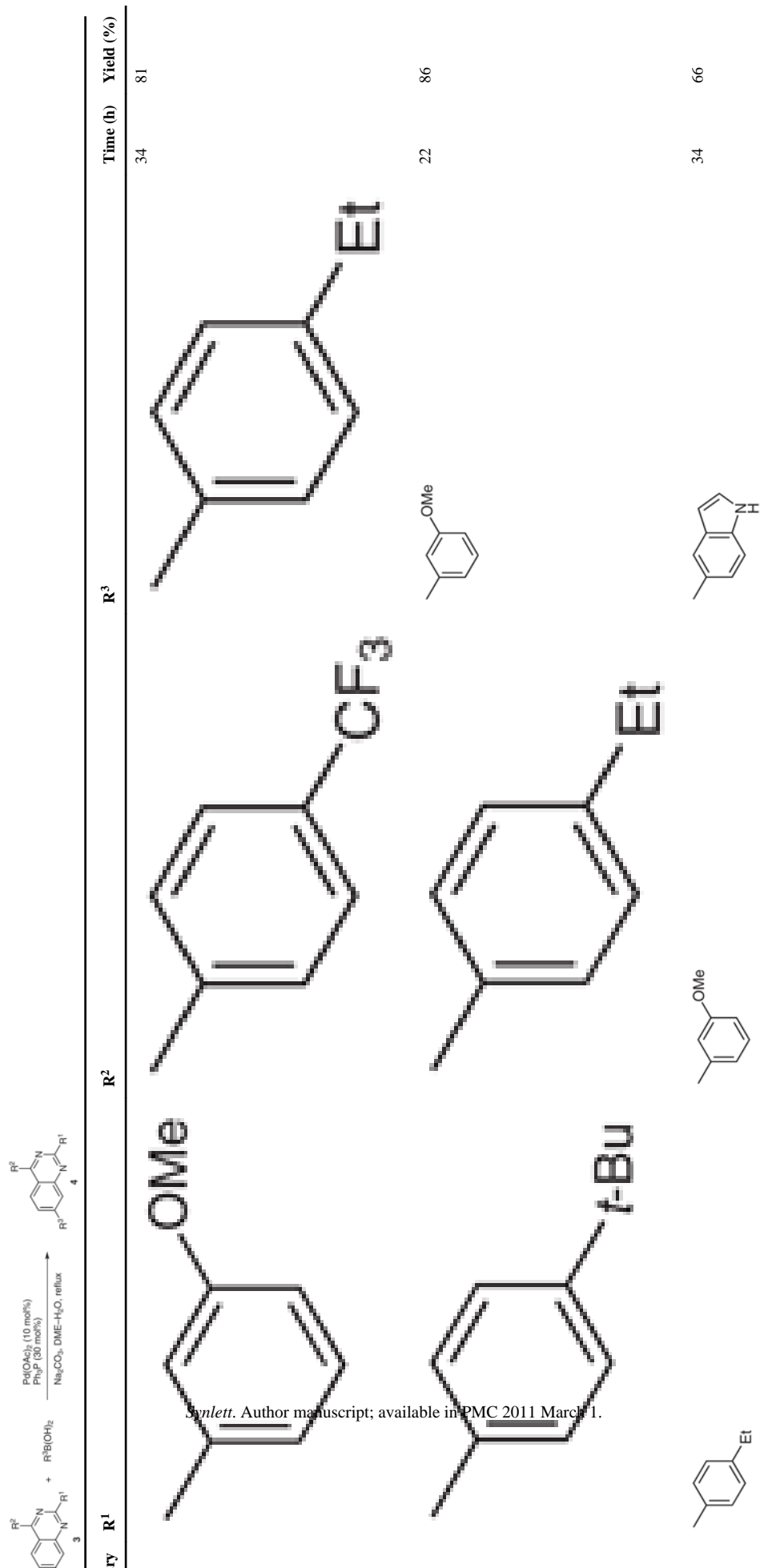
Entry	$R^1$	$R^2$	Time (h)	Yield (%)
4			19	87
5			19	86
6			27	91



Entry	$R^1$	$R^2$	Time (h)	Yield (%)
7			13	97
8			48	66

Table 3

Mitsunobu Reaction of 3



Synlett. Author manuscript; available in PMC 2011 March 1.