

Correction to Multivector Fluorescence Analysis of the *xpt* Guanine Riboswitch Aptamer Domain and the Conformational Role of Guanine [(2010) *Biochemistry* 49, 1596. DOI: 10.1021/bi9019912]. Michael D. Brenner, Mary S. Scanlan, Michelle K. Nahas, Taekjip Ha,* and Scott K. Silverman*

Figures 2A, 3A, and 4A each included an incorrect label for the Cy5 dye (red). The correct versions appear here. Experimental Procedures accurately describes the Cy3/Cy5 labeling strategy in all three cases. The data and conclusions of the work remain unchanged.

DOI: 10.1021/bi100219d
 Published on Web 02/19/2010

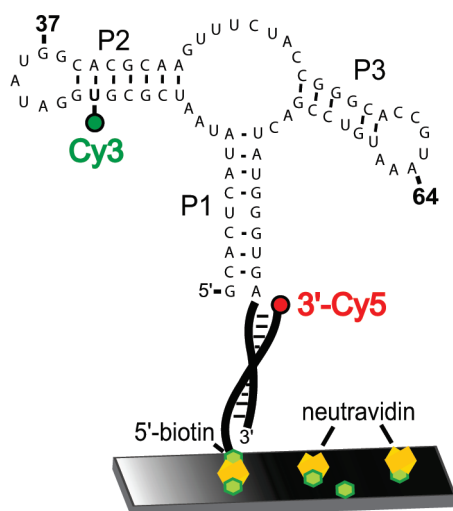


FIGURE 2A

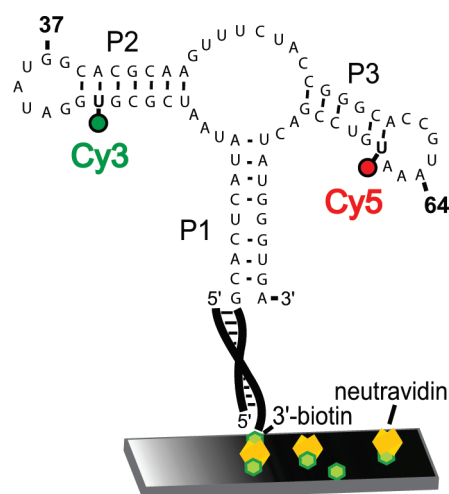


FIGURE 4A

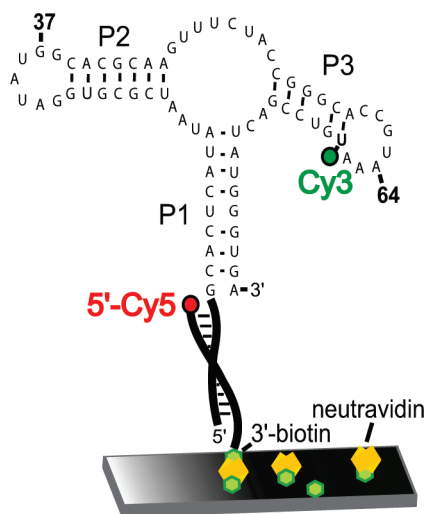


FIGURE 3A