

Published in final edited form as:

Addiction. 2011 May ; 106(5): 951–959. doi:10.1111/j.1360-0443.2010.03346.x.

Impaired conditional reasoning in alcoholics: A negative impact on social interactions and risky behaviors?

C Kornreich, MD, PhD^{*}, D Delle-Vigne^{*}, J Knittel^{*}, A Nerincx^{*}, S Campanella, PhD^{*}, X Noel, PhD^{*}, C Hanak, MD^{*}, P Verbanck, MD, PhD^{*}, and E Ermer, PhD^{**}

^{*}Laboratoire de Psychologie Médicale Université Libre de Bruxelles. CHU Brugmann. Place Van Gehuchten 4. 1020 Brussels. Belgium

^{**}Mind Research Network, and Department of Psychology, University of New Mexico. Albuquerque, NM USA

Abstract

Aims—To study the “social brain” in alcoholics by investigating social contract reasoning, theory of mind, and emotional intelligence.

Design—A behavioral study comparing recently detoxified alcoholics with normal, healthy controls.

Setting—Emotional intelligence and decoding of emotional non-verbal cues have been shown to be impaired in alcoholics. This study explores whether these deficits extend to conditional reasoning about social contracts.

Participants—25 recently detoxified alcoholics (17 men and 8 women) were compared with 25 normal controls (17 men and 8 women) matched for sex, age, and education level.

Measurements—Wason Selection Task investigating conditional reasoning on three different rule types (social contract, precautionary, and descriptive), Revised Reading the Mind in the Eyes Test, Trait Emotional Intelligence Questionnaire (modified version), and additional control measures.

Findings—Conditional reasoning was impaired in alcoholics. Performance on descriptive rules was not above chance. Reasoning performance was markedly better on social contract and precautionary rules, but this performance was still significantly lower than in controls. Several emotional intelligence measures were lower in alcoholics compared to controls, but these were not correlated with reasoning performance.

Conclusions—Conditional reasoning and emotional intelligence appear impaired in alcoholics. Impairment was particularly severe on descriptive rules. Though alcoholics' performance was better on social contract and precautionary rules, overall reasoning performance was still low. Differential performance is consistent with distinct neurocognitive reasoning mechanisms and partial resilience of evolutionarily-relevant functions. Impairment in social contract reasoning might lead to misunderstandings and frustration in social interactions, and reasoning difficulties about precautionary rules might contribute to risky behaviors in this population.

Keywords

Conditional Reasoning; Wason; Alcoholism; Emotional Intelligence; Theory of mind; social contract; precautionary rules; evolutionary

Introduction

Evolutionary psychology has proposed that the brain has been shaped by natural selection to solve adaptive problems repeatedly encountered by humans throughout their evolutionary history. These specialized mechanisms have been referred to as “darwinian algorithms” [1]. Specialized neurocognitive reasoning mechanisms include the ability to detect cheaters in cooperative transactions [2,3] and the ability to identify appropriate precautions in hazardous situations [4,5].

These reasoning abilities have been frequently investigated using the Wason selection task [6], which asks people to look for violations of conditional rules of the form “If P, then Q”. From formal logic, conditional rules are violated whenever P and not-Q occur. Social contracts are rules of the form: “If you take the benefit (P), then you must meet the requirement (Q)”. Precautions are rules of the form: “If you engage in the hazardous activity (P), then you must take the precaution (Q)”. Thus, social contracts and precautions in these forms have the same logical structure as more general descriptive rules (“If P, then Q”), and the correct answer to detect a violation is the same in all cases (P and not-Q). They differ only in content (i.e., what P and Q stand for).

Healthy individuals perform poorly on this task when the rules are descriptive or abstract (10–30%), but they perform well when the rules are social contracts or precautions (65–85%) [7], supporting the idea that specific reasoning algorithms have evolved by natural selection because they help solve specific adaptive problems [8].

The presence of separate, specialized context-dependent mechanisms in conditional reasoning is further supported by dissociation observed in a brain damaged patient: social contract reasoning was selectively impaired while precautionary reasoning was preserved [9].

Furthermore, Ermer et al. [10] have used neuroimaging to show that reasoning about social contract rules activates different brain regions in healthy individuals than reasoning about precautionary or descriptive rules do, supporting the hypothesis of separate, specialized neurocognitive reasoning mechanisms. More specifically, reasoning about social contracts activated some of the same brain regions that Theory of Mind (ToM) tasks do [11]. ToM is an essential component of social life, consisting of a capacity to attribute mental states to others, in order to predict and explain their behaviors [12]. Successful social contract reasoning requires identifying the mental states of others (what they regard as a benefit), whereas successful precautionary reasoning does not [10]. As reasoning about social contracts and engaging in theory of mind may share some of the same neural networks, these abilities may be part of a larger social inference network that supports human social interaction.

More recently, Reis et al. [13], showed that higher emotional intelligence (EI) predicted greater brain activity in left frontal polar and anterior temporal regions during social contract reasoning. Higher emotional intelligence predicted faster social exchange reasoning, suggesting that emotional intelligence and social exchange reasoning could be part of a broader neural computational network aimed at solving social problems. Higher harm

avoidance scores were, for their part, associated with faster reasoning on precautionary rules.

Specific impairments on conditional reasoning may be present in certain psychopathological conditions. On the one hand, evolved abilities for reasoning about social contracts should show relative resilience given their crucial importance in social life: detecting cheaters is essential for cooperation to thrive. On the other hand, impairments in establishing and maintaining social relationships are common features of psychopathology. These impairments may be linked to conditional reasoning difficulties on social contract rules, especially if this capacity produces inputs for a general social inference system that includes theory of mind and emotional intelligence abilities. Difficulties detecting cheaters could interfere with successful social relationships and cooperation.

Alcoholic patients have difficulties orienting themselves in the social world. They display impairments in decoding non-verbal signals, in faces [14] and in voices [15,16], which may lead to negative consequences in interpersonal relationships [17]. Humor processing is also difficult in this population [18], a finding attributed to deficits in theory of mind and problems in executive functioning.

Adolescents from families with a history of alcohol dependence show diminished brain activation in the right middle temporal gyrus and left inferior frontal gyrus, compared to normal adolescent controls, when processing emotional expressions in the eye region. This result suggests that individuals at risk for developing alcohol dependence may have reduced ability to empathize with others' emotional states [19].

Emotional intelligence (EI) is the ability to recognize and express emotions in oneself and the ability to understand emotions in others [20]. High emotional intelligence is associated with reduced reactivity to stress [21], better coping abilities [22], greater feelings of well-being [23], better quality of life [24], and improved interpersonal relationships [25]. Furthermore, lower emotional intelligence is predictive of alcohol-related problems [26]. Alexithymia is a related concept, defined as difficulties identifying emotions in oneself. Logically, high emotional intelligence is strongly correlated with low levels of alexithymia [27]. Alexithymia has been more widely studied in alcoholism than emotional intelligence has; research consistently shows that alexithymia is frequently encountered in alcoholic populations [28] and is independent of anxiety or depression factors [29].

Thus, alcoholics show a number of difficulties in non-verbal decoding, theory of mind, emotional intelligence, and alexithymia—that may reflect general impairment of a social inference system. Based on the proposed links between theory of mind, emotional intelligence, and social contract reasoning [10], we hypothesize that alcoholics will show difficulty reasoning about social contracts, along with deficits in emotional intelligence and in theory of mind tests.

Prefrontal cortex abnormalities have been described repeatedly in alcoholic patients [30]: this region appears to be particularly vulnerable to the toxic effect of chronic alcohol consumption. The prefrontal cortex has been implicated as an important brain structure for social perception [31], for the perception of emotional facial expressions and for theory of mind [32], and for reasoning about social contracts [13]. One hypothesis is that prefrontal cortex dysfunction is responsible for the social cognition impairments seen in alcoholism [33].

Alcoholism has also been associated, at least at onset, with a propensity to take risks [34]. Several genetic predispositions have been proposed, specifically for impulsivity [35] and novelty seeking [35]. Environmental factors could also lead to risk taking. Risk taking is

argued to be a viable evolutionary strategy for young, unmarried, childless men to acquire resources for reproduction in unstable environments [24;36]. Because alcoholics frequently display risky behavior, we hypothesize that reasoning about precautionary rules may also be impaired in this population.

Method

Subjects

The alcoholic patient group consisted of 25 in-patients (17 men and 8 women) diagnosed with alcohol dependence according to the DSM-IV-TR [37] (RA). All were in their third week of in-patient stay, that is, at the end of their detoxification process. Participants with a history of bipolar disorder, schizophrenia, or dementia, assessed during the intake interview, were excluded.

The normal control group consisted of 25 volunteers (17 men and 8 women) with no psychiatric record or personal history of alcoholism (NC). The NC group was recruited among the hospital staff employees and in the investigators' social environment. They were matched for sex, age, and level of education with the patients of the alcoholic group. Historical variables were recorded. Presence of at least one first degree relative (father and/or mother) with drinking problems was considered as evidence for positive familial history. Antecedents for regular drug use were recorded (Table 1).

Written informed consent was obtained. The Université Libre de Bruxelles ethical board approved this research project.

Measures

1. Wason Selection Task—In the Wason selection task [6], participants read a story that describes a rule of the form “If P, then Q” (Figure 1). Participants are then shown four cards containing information about P on one side of the card and information about Q on the other, representing the four possible logical categories (P, not-P, Q, and not-Q). Participants can only see one side of each card, and they are asked to indicate which card(s) they would definitely have to turn over to see if the rule is being broken. The logically correct answer is always to pick the P and not-Q cards to turn over.

Eight social contract (SC; e.g., “If you borrow the car, then you must fill up the tank with gas”), eight precaution (PRE; e.g., “If you work with TB patients, then you must wear a surgical mask”), and eight social descriptive (DES; e.g., “If a person becomes a biologist, then that person enjoys camping”) problems were selected from a larger set previously normed on undergraduates (n=64, 14 males, age range: 18–24, M=18.4, SD=0.99). Scoring was done as follows: 1 point was given for a completely correct response (P and not-Q cards selected, Q and not-P cards not selected); 0 points for all other responses. The maximum score was 8 for each condition (8 stories per condition). Results are reported as percent correct. Reaction times for responses to each card were also systematically recorded.

2. Revised Reading the Mind in the Eyes Test [38]—The revised version of the ‘Reading the Mind in the Eyes’ Test was administered. Briefly, participants were presented with a series of 36 photographs of the eye region of the face, from different actors and actresses. Four complex mental state descriptors (e.g., dispirited, bored, etc.) were printed around the photo, one at each corner. One of these words correctly identified the mental state of the person in the photo. Participants were instructed to choose which of the four words best described what the person in the photo was thinking or feeling. The test was scored by totaling the number of items (photographs) correctly identified by the participant,

i.e. the number of mental states correctly identified. The maximum total score was 36. Reaction times were systematically recorded.

3. Trait Emotional Intelligence Questionnaire (modified version) [20]—This test has been translated in French and validated by Mikolajczak [21]. This version consists of 75 items, responded to on a 7-point scale (strongly disagree to strongly agree). It provides scores for 4 factors (well-being, sociability, self control, and emotionality) and 2 subscales (self motivation and adaptability). A global score of emotional intelligence is computed along with scores on the 4 factors and the 2 subscales.

4. Control Measures

a) Beck Depression Inventory Scale (BDI short version in 13 items) [39] & State Trait Anxiety Inventory for Adults (STAI A&B) [40]: As alcoholism is frequently comorbid with depression and anxiety problems, the BDI and the STAI A&B were added as control measures.

b) Mill Hill Vocabulary Test (Part B): This test was added to ensure sufficient vocabulary comprehension for reading the stories on the Wason selection task.

This test consists of 36 items. Subjects selected the best synonym from among six options. The maximum score is 36 (French validation) [41].

c) Temperament and Character Inventory [42] (French version [43]) Subscale “Harm avoidance”: This test consists of 35 items. The subjects must answer true or false; a high score indicates a high harm avoidance tendency.

This test was added because it has been reported [19] that this personality dimension was associated with reaction time on precautionary rules on the Wason Selection Task.

Results

1. Reasoning Performance (Figure 2)

Are alcoholic patients impaired on social contract reasoning compared to controls?—Yes. Alcoholics performed significantly worse on social contract problems ($M=0.38$, $SD=0.3$) than healthy controls did ($M=0.62$; $SD=0.3$; $F(1,48)=8.13$, $p=.006$; $\eta^2=0.145$).

Are alcoholic patients impaired on precautionary reasoning compared to controls?—Yes. Alcoholics performed significantly worse on precaution problems ($M=0.52$, $SD=0.36$) than healthy controls did ($M=0.71$; $SD=0.32$; $F(1,48)=4.17$, $p=.047$; $\eta^2=0.08$).

Are alcoholic patients impaired on descriptive reasoning compared to controls?—Yes. Alcoholics performed significantly worse on descriptive problems ($M=0.07$, $SD=0.1$) than healthy controls did ($M=0.46$; $SD=0.27$; $F(1,48)=45.63$; $p<.0001$; $\eta^2=0.487$).

Does alcoholic patients' reasoning performance benefit from social contract problem content?—Yes. Alcoholics performed significantly better on social contracts ($M=0.38$, $SD=0.3$) than they did on descriptives ($M=0.07$, $SD=0.1$): $t(24)=6.571$, $p<0.0001$; $d=1.55$.

In order to assess whether alcoholics' reasoning performance showed greater improvement with social contract rules (compared to descriptive rules) than controls' performance did, a MANOVA, with reasoning type (SC, DES) as the repeated-measures factor and group (RA, NC) as the between-subjects factors was computed. Alcoholics showed a greater relative performance benefit on social contracts (compared to descriptives) than healthy controls did $F(1,48)=4.327, p=0.043; \eta^2=0.083$). In other words, the performance advantage of social contract content compared to descriptive content was greater for alcoholics than for controls.

Does alcoholic patients' reasoning performance benefit from precaution problem content?—Yes. Alcoholics performed significantly better on precautions ($M=0.52, SD=0.36$) than they did on descriptives ($M=0.07, SD=0.1$); $t(24)=7.562, p<0.0001; d=1.96$.

In order to assess whether alcoholics' reasoning performance showed greater improvement on precautionary rules (compared to descriptive rules) than controls' performance did, a MANOVA, with reasoning type (PRE, DES) as the repeated-measure and group (RA, NC) as a between-subjects factors was computed. Alcoholics showed a greater relative performance benefit on precautions (compared to descriptives) than healthy controls did: $F(1,48)=6.268, p=0.016 \eta^2=0.115$. In other words, the performance advantage of precaution content compared to descriptive content was greater for alcoholics than for controls.

In sum, despite severe difficulties with logical reasoning (descriptive reasoning performance was at chance), alcoholics' reasoning about evolutionarily-relevant rule classes, social contracts and precautions, was relatively well-preserved. Alcoholics showed smaller decrements in reasoning performance, compared to controls, on social contracts and precautions than they did on descriptives.

2. Wason Reaction Times

Can reaction time differences between alcoholic patients and controls explain these results?—No. In order to assess whether alcoholics showed a difference in reaction times on the Wason Selection Task compared to controls, an ANOVA with Wason Reaction Times (RTDES, RTPRE, RTSC) as within-subjects factors and group (RA, NC) as between-subjects factor. Reaction time was computed by averaging reaction times to select (or not) each card for each problem type. Results failed to show any effect of Group (Table 2).

3. Mind-in-the-Eyes test

Can differences in emotion recognition (a theory-of-mind component) between alcoholic patients and controls account for differences in social contract reasoning performance?—No. In order to assess whether alcoholics showed a difference in accuracy in emotion recognition (Revised Mind-in-the-Eyes test), a oneway ANOVA was conducted comparing accuracy between RA and NC. There were no significant differences (Table 2).

4. Mind-in-the-Eyes test Reaction Time

Can reaction time differences in emotion recognition between alcoholic patients and controls explain these results?—No. In order to assess whether alcoholic patients showed a difference in reaction time when responding to the Mind-in-the-Eyes test, an oneway ANOVA was conducted comparing reaction times between RA and NC. There were no significant differences (Table 2).

There were also no significant correlations between emotion recognition scores or reaction times (Mind-in-the-Eyes test) with social contract problem accuracy or reaction time, nor with accuracy or reaction time on any of the other reasoning problems.

5. Emotional Intelligence (Table 3, figure 3)

Can differences in emotional intelligence between alcoholics and controls explain differences in social contract reasoning performances?—No. In order to assess whether alcoholics showed differences in emotional intelligence, oneway ANOVAs were conducted on EI global scores and on all subscales (Table 3). There were significant differences between alcoholics and controls for global, self motivation, self-control and well being scores.

An ANCOVA was conducted with BDI, STAI-A and B as covariates. All significant differences between RA and NC disappeared.

There were no significant correlations between emotional intelligence scores and social contract problem accuracy or reaction time, nor with accuracy or reaction time on any of the other reasoning problems.

Global EI was introduced as a covariate in the ANOVA comparing RA and NC social contract reasoning performance but it did not affect the significance of the difference between the two groups.

6. Harm Avoidance

Can differences in harm avoidance between alcoholic patients and controls account for differences in precautionary reasoning performance?—No. No significant correlations emerged between the harm avoidance subscale of the TCI and precautionary reasoning accuracy or reaction time.

7. Depression and anxiety scores

ANCOVAs were conducted to compare alcoholics' and controls' conditional reasoning performance using BDI, STAI-A and B as covariates. Differences between groups remained significant for social contract and descriptive reasoning, but not for precautionary reasoning (table 4).

8. Verbal ability

Can differences in verbal ability between alcoholics and controls explain these results?—No. There were no significant differences in scores on the Mill Hill between the alcoholic and control groups (Table 1).

Discussion

Overall, alcoholic patients' performance on the Wason selection task was significantly worse than controls' performance. Performance on descriptive rules was particularly impaired in alcoholics and was not above chance level. Alcoholic patients' performance was higher on social contract and precautionary rules, and the differences between the conditions were greater for alcoholic subjects than for control subjects.

Domain-general reasoning is deficient in alcoholics [44,45,46]. Cognitive difficulties are generally attributed to the chronic toxic effect of alcohol on the brain.

The longer an adaptation has been present, the more time natural selection has had to make that adaptation resilient to disruption by environmental stresses or disease processes, such as alcoholism, all else equal. One would expect brain circuits involved in crucial functions to be more resilient to cerebral insult.

Detecting cheaters in social exchanges and taking precautions to mitigate hazards have been long standing evolutionary problems for humans. Humans' domain-general logical and intellectual abilities, which may underlie descriptive reasoning, are presumably more recent. Thus, one would expect relative resilience in precautionary and social exchange reasoning, as we observed in the alcoholic patients.

Alternatively, we cannot exclude the possibility that conditional reasoning difficulties might precede and eventually promote the development of alcoholism. Future studies could investigate at-risk population such as children of alcoholics.

Significant differences remained between groups, when anxiety and depression scores were introduced as covariates, except for precautionary reasoning. Various comorbidities, including mood and anxiety disorders antecedents should be recorded in future studies.

As expected, emotional intelligence scores were significantly lower in alcoholics, specifically on the self-motivation, self-control, and well being subscales. These differences disappeared when depression and anxiety scores were added as covariates. There was no relationship between emotional intelligence scores and accuracy or reaction time on social contract problems. Reis et al. [13] reported a negative correlation between emotional intelligence and reaction time on social contracts, but they used a different emotional intelligence scale [47] than in our study. Surprisingly, alcoholics did not show deficits on the Mind-in-the-Eyes test, in contrast to previous research showing deficits in the recognition of emotional facial expressions in a task using whole-face stimuli [14]. Differences in task difficulty may account for this discrepancy. The whole-face task required subjects to rate the intensity of the emotional expressions. The Mind-in-the-Eyes test only shows the eye region of the face, and some patients may have emotion recognition difficulties due to failure to attend to relevant facial features (i.e., the eyes) [48]. Thus, limiting the stimuli to the relevant facial region (the eyes) may have facilitated alcoholic patients' performance.

We did not find a relationship between performance on the Mind-in-the-Eyes test and social contract reasoning on the Wason selection task. A relationship between theory of mind and social contract reasoning was expected because successful social contract reasoning requires understanding others' mental states (e.g., what they consider a benefit), and from the fact that brain regions activated by social contract reasoning were similar to some of the regions activated in theory of mind tasks [10]. To our knowledge, this hypothesized relationship has never been investigated on a behavioral level and therefore should be tested again in future studies. Furthermore, theory of mind has several components, both perceptive, tested here, and cognitive, i.e., the ability to reason about others' mental states [38]. Future studies could compare the cognitive component of theory of mind with social contract reasoning performance.

Harm avoidances scores were significantly higher in alcoholics than in controls. However, they were not correlated with reaction times on precautionary Wason problems, contra Reis et al. [13].

In our population, it is not possible to know whether high harm avoidance was present before alcoholism developed or is secondary to the negative consequences of alcoholism.

If alcoholics have difficulties reasoning about precautionary rules, they might fall into risky behaviors unintentionally. Alcoholics are known to exhibit impairments in executive functioning, which may explain the pursuit of risky behaviors despite negative consequences [49].

Difficulties reasoning about social contracts may have a negative impact for alcoholic patients in cooperative situations, and difficulties reasoning about precautionary rules may be an additional mechanism leading to alcoholics' destructive risky behavior. Future studies should explore whether difficulties in social contract or precautionary reasoning are associated with problems in real-life settings.

Conclusion

Conditional reasoning appears impaired in recently detoxified alcoholics compared to normal controls. This impairment is particularly severe in descriptive reasoning, whereas social contract and precautionary reasoning were relatively spared. Conditional reasoning deficits may be part of a more general cognitive deficit in alcoholism and might contribute to difficulties in understanding cooperative transactions or precautionary actions in this population. Impairment in social contract reasoning might lead to misunderstandings and frustration in social interactions, and difficulty reasoning about precautionary rules may contribute to risky behaviors.

Acknowledgments

Our grateful thanks to:

- Delphine Greenberg for the French computerized version of the revised version of the “reading the mind in the eyes” test
- Moira Mikolajczak for allowing us to use the “trait Emotional Intelligence Questionnaire”, French version.
- Caroline Trumpff for help editing the final paper

The present research has been supported by the Laboratoire de Psychologie Médicale; Université Libre de Bruxelles

References

1. Laland, KN.; Brown, GR. Sense and Nonsense: evolutionary perspectives on human behavior. Oxford University Press; New York: 2002.
2. Cosmides L. The logic of social exchange: has natural selection shaped how humans reason? Studies with the Wason selection task. *Cognition*. 1989; 31:187–276. [PubMed: 2743748]
3. Cosmides, L.; Tooby, J. Cognitive adaptations for social exchange. In: Barkow, J.; Cosmides, L.; Tooby, J., editors. *The adapted mind: Evolutionary psychology and the generation of culture*. Oxford University Press; New York: 1992.
4. Fiddick L, Cosmides L, Tooby J. No interpretation without representation: The role of domain-specific representations and inferences in the Wason selection task. *Cognition*. 2000; 77:1–79. [PubMed: 10980253]
5. Fiddick L. Domains of deontic reasoning: Resolving the discrepancy between the cognitive and moral reasoning literatures. *Quarterly Journal of Experimental Psychology*. 2004; 57A:447–74. [PubMed: 15204136]
6. Wason, PC. “Reasoning”. In: Foss, BM., editor. *New horizons in psychology*. Penguin; Harmondsworth: 1966.
7. Cosmides, L.; Tooby, J. Neurocognitive adaptations designed for social exchange. In: Buss, DM., editor. *Handbook of Evolutionary Psychology*. John Wiley & Sons, Inc.; Hoboken, NJ: 2005. p. 584–627.

8. Tooby, J.; Cosmides, L.; Barrett, HC. Resolving the debate on innate ideas: Learnability constraints and the evolved interpenetration of motivational and conceptual functions. In: Carruthers, P.; Laurence, S.; Stich, S., editors. *The innate mind. Structure and content*. Oxford University Press; New York: 2005. p. 305-37.
9. Stone VE, Cosmides L, Tooby J, Kroll N, Knight RT. Selective impairment of reasoning about social exchange in a patient with bilateral limbic system damage. *Proceedings of the National Academy of Sciences*. 2002; 99:11531–6.
10. Ermer E, Guerin SA, Cosmides L, Tooby J, Miller MB. Theory of mind broad and narrow: reasoning about social exchange engages ToM areas, precautionary reasoning does not. *Social Neuroscience*. 2006; 1:196–219. [PubMed: 18633788]
11. Saxe R, Carey S, Kanwisher N. Understanding other minds: Linking developmental psychology and functional neuroimaging. *Annual Review of Psychology*. 2002; 55:87–124.
12. Brüne M, Brüne-Cohrs U. Theory of mind-evolution, ontogeny, brain mechanisms and psychopathology. *Neuroscience and Behavioral Reviews*. 2006; 30:437–55.
13. Reis DL, Brackett MA, Shamosh NA, Kiehl KA, Salovey P, Gray JR. Emotional Intelligence predicts individual differences in social exchange reasoning. *NeuroImage*. 2007; 35:1385–91. [PubMed: 17331743]
14. Kornreich C, Foisy ML, Philippot P, Dan B, Tecco J, Noël X, Hess U, Pelc I, Verbanck P. Impaired emotional facial expression recognition in alcoholics, opiate dependent subjects, methadone maintained subjects and mixed alcohol-opiate antecedents compared with normal controls. *Psychiatry Research*. 2003; 119:251–60. [PubMed: 12914896]
15. Monnot M, Nixon S, Lovallo W, Ross E. Altered emotional perception in alcoholics: deficits in affective prosody comprehension. *Alcoholism: Clinical and Experimental Research*. 2001; 25:362–9.
16. Uekermann J, Daum I, Shlebusch P, Trenckmann U. Processing of affective stimuli in alcoholism. *Cortex*. 2005; 41:189–94. [PubMed: 15714901]
17. Kornreich C, Philippot P, Foisy ML, Blairy S, Raynaud E, Dan B, Hess U, Noël X, Pelc I, Verbanck P. Impaired emotional facial expression recognition is associated with interpersonal problems in alcoholism. *Alcohol and Alcoholism*. 2002; 37:394–400. [PubMed: 12107044]
18. Uekermann J, Channon S, Winkel K, Schlebusch P, Daum I. Theory of mind, humor processing and executive function in alcoholism. *Addiction*. 2007; 102:232–40. [PubMed: 17222277]
19. Hill SY, Kostelnik B, Holmes B, Goriada D, McDermott M, Diwadkar V, Keshavan M. fMRI BOLD response to the eyes task in offspring from multiplex alcohol dependence families. *Alcoholism Clinical and Experimental Research*. 2007; 31:2028–35.
20. Petrides KV, Furnham A. Trait emotional intelligence: behavioural validation in two studies of emotion recognition and reactivity to mood induction. *European Journal of Personality*. 2003; 15:425–48.
21. Mikolajczak M, Luminet O, Leroy C, Roy E. Psychometric properties of the trait Emotional Intelligence Questionnaire: factor structure, reliability, construct, and incremental validity in a french-speaking population. *Journal of Personality Assessment*. 2007; 88:338–53. [PubMed: 17518555]
22. Mikolajczak M, Nelis D, Hansenne M, Quoidbach J. If you can regulate sadness, you can probably regulate shame: Associations between trait emotional intelligence, emotion regulation and coping efficiency across discrete emotions. *Personality and Individual Differences*. 2008; 44:1356–68.
23. Palmer B, Doanldson S, Stough C. Emotional intelligence and life satisfaction. *Personality and Individual Differences*. 2001; 33:1091–100.
24. Austin EJ, Saklofske DH, Egan V. Personality, well-being and health correlates of trait emotional intelligence. *Personality and Individual Differences*. 2005; 38:547–58.
25. Lopez PN, Salovey P, Straus R. Emotional intelligence, personality, and the perceived quality of social relationships. *Personality and Individual Differences*. 2003; 35:641–58.
26. Riley H, Schutte NS. Low emotional intelligence as a predictor of substance-use problems. *Journal of Drug Education*. 2003; 33:391–8. [PubMed: 15237864]
27. Parker JDA, Taylor GJ, Bagdy RM. The relationship between emotional intelligence and alexithymia. *Personality and Individual Differences*. 2001; 30:107–15.

28. Uzun Ö. Alexithymia in male alcoholics: study in a Turkish sample. *Comprehensive Psychiatry*. 2003; 44:349–52. [PubMed: 12923714]
29. de Timary P, Luts A, Hers D, Luminet O. Absolute and relative stability of alexithymia in alcoholic inpatients undergoing alcohol withdrawal: relationship to depression and anxiety. *Psychiatry Research*. 2008; 157:105–13. [PubMed: 17884180]
30. Moselhy HF, Georgiou G, Kahn A. Frontal lobe changes in alcoholism: a review of the literature. *Alcohol and Alcoholism*. 2001; 36:357–68. [PubMed: 11524299]
31. Mah L, Arnold MC, Grafman J. Impairment of social perception associated with lesions of the prefrontal cortex. *American Journal of Psychiatry*. 2005; 161:1247–55. [PubMed: 15229058]
32. Stuss DT, Gallup GG Jr, Alexander MP. The frontal lobes are necessary for “theory of mind”. *Brain*. 2001; 124:279–86. [PubMed: 11157555]
33. Uekermann J, Daum I. Social cognition in alcoholism: a link to prefrontal cortex dysfunction. *Addiction*. 2008; 103:726–35. [PubMed: 18412750]
34. Hill EM, Chow K. Life-history and risky drinking. *Addiction*. 2002; 97:401–13. [PubMed: 11964057]
35. Kreek MJ, Nielsen DA, Butelman ER, LaForge KS. Genetic influences on impulsivity, risk taking, stress responsivity and vulnerability to drug abuse and addiction. *Nature Neuroscience*. 2005; 8:1450–7.
36. Wilson M, Daly M. Competitiveness, risk taking, and violence: The young male syndrome. *Ethology and Sociobiology*. 1985; 6:59–73.
37. American Psychiatric Association. *Diagnostic and Statistical Manual of Mental Disorders (DSM-IV-TR)*. American Psychiatric Association; Washington, DC: 2000.
38. Baron-Cohen S, Wheelwright S, Hill J, Raste Y, Plumb I. The “Reading the Mind in the Eyes” test revised version: A study with normal adults, and adults with Asperger syndrome or high-functioning autism. *Journal of Child Psychology and Psychiatry*. 2001; 42:241–51. [PubMed: 11280420]
39. Beck AT, Steer R, Garbin M. Psychometric properties of the Beck depression inventory: twenty-five years of research. *Clinical Psychology Review*. 1988; 8:77–100.
40. Spielberger, CD.; Gorsuch, RL.; Lushene, RL.; Vagg, PR.; Jacobs, GA. *Manual for the State-Trait Anxiety Inventory*. Consulting Psychologists Press; Palo Alto, CA: 1983.
41. Deltour, JJ. *Mill-Hill vocabulary scale of JC Raven. French adaptation and European norms*. Editions L'application des techniques modernes; Braine-Le-Château, Belgium: 1993.
42. Cloninger, CR.; Przybeck, TR.; Svrakic, DM.; Wetzel, RD. *The Temperament and Character Inventory: A guide to its development and Use*. Center for Psychobiology of Personality, St Louis; St. Louis, Missouri: 1994.
43. Hansenne M, Le Bon O, Gauthier A, Anseau M. Belgian normative data of the Temperament and Character Inventory. *European Journal of Psychological Assessment*. 2001; 17:56–62.
44. Campanella S, Petit G, Maurage P, Kornreich C, Verbanck P, Noël X. Chronic alcoholism: Insights from neurophysiology. *Clinical Neurophysiology*. 2009; 39:191–207. [PubMed: 19853791]
45. Noël X, Van der Linden M, Schmidt N, Sferrazza R, Hanak C, Le Bon O, De Mol J, Kornreich C, Pelc I, Verbanck P. Supervisory Attentional System in Nonamnesic Alcoholic Men. *Archives of General Psychiatry*. 2001; 58:1152–8. [PubMed: 11735844]
46. Uekermann J, Daum I, Schlebusch P, Wiebel B, Trenckmann U. Depression and cognitive functioning in alcoholism. *Addiction*. 2003; 98:1521–9. [PubMed: 14616178]
47. Mayer, JD.; Salovey, P.; Caruso, DR. *Mayer-Salovey-Caruso Emotional Intelligence Test (MSCEIT): User's manual*. Multi-Health Systems; Toronto, Canada: 2002.
48. Adolphs R, Gosselin F, Buchanan TW, Tranel D, Schyns P, Damasio AR. A mechanism for impaired fear recognition after amygdala damage. *Nature*. 2005; 433:68–72. [PubMed: 15635411]
49. Noël X, Bechara A, Dan B, Hanak C, Verbanck P. Response inhibition deficit is involved in poor decision making under risk in nonamnesic individuals with alcoholism. *Neuropsychology*. 2007; 21:778–86. [PubMed: 17983291]




Figure 1.

Story Paragraph 1

Teenagers who do not have their own cars usually end up borrowing their parents' cars. In return for the privilege of borrowing the car, the Goldstein's have given their kids the rule: "If you borrow the car, then you have to fill up the tank with gas."

You want to check whether any of the Goldstein teenagers ever cheat on this rule.

Story Paragraph 2

You will see cards representing some of the Goldstein teenagers. Each card represents one teenager. One side of the card tells whether or not that teenager borrowed the car on a particular day, and the other side tells whether or not that teenager filled up the tank with gas that day.

You are concerned that some of these teenagers may have cheated.

Story Paragraph 3

As you see each card, tell us if you would definitely need to turn over that card to find out if that teenager has violated the rule:

"If you borrow the car, then you have to fill up the tank with gas."

Don't turn over any more cards than are absolutely necessary.

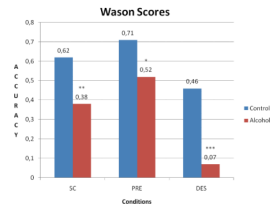


Figure 2. Wason Accuracy scores
p:* <0.05; **<0.01; ****<0.0001

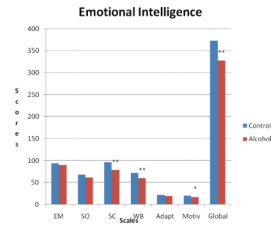


Figure 3. Emotional Intelligence scores
 EM: Emotionality; SO: Sociability; SC: Self-Control; WB: Well-Being; Adapt: Adaptability; Motiv= Self-Motivation
 * <0.05; **<0.01

Table 1

Characteristics of recently detoxified alcoholic and normal control subjects.

	Normal Controls (n=25)	Recently detoxified Alcoholics (n=25)
Male/Female	17/8	17/8
Age	M = 40.4 (SD: 2.39)	46.3 (SD: 2.38)
Education #(1/2/3)	1/10/14	1/10/14
Familial history of alcohol	3/25	15/25
Familial history of drugs	2/25	1/25
Number of drinks per day	M= 1.79 (SD: 1.98)	M= 22.92 (SD: 1.99)
Number of inpatient stays	-	M= 1.56 (SD: 0.44)
Alcoholism duration (in months)	-	M: 112.40 (SD: 21.83)
Tobacco use	11/25	20/25
Opiate prior use	0/25	5/25
Cannabis prior use	2/25	6/25
Cocaine prior use	0/25	6/25
Amphetamines prior use	0/25	3/25
Hallucinogens prior use	0/25	2/25
Inhalants prior use	0/25	1/25
Benzodiazepines prior use	0/25	1/25
Present use of antidepressants	1/25	15/25
Present use of neuroleptics	0/25	2/25
Present use of anxiolytics	1/25	9/25
Alcoholic overdose	0/25	2/25
Beck Depression Inventory Score (BDI)	M=3.04 (SD = 2.73)	M= 10.32 ****(SD = 6.66)
State- Trait Anxiety Inventory (STAI-A = state part) score	M = 31.08 (SD = 9.94)	M = 45.04 ****(SD = 15.71)
State- Trait Anxiety Inventory (STAI-B = trait part) score	M = 35.76 (SD = 8.63)	M = 50.96 ****(SD = 10.11)
Harm Avoidance subscale	M = 12.88 (SD = 6.72)	M = 19 ** (SD = 9.21)
Mill Hill vocabulary test score	M = 27.72 (4.24)	M = 25.56 (SD = 4.02)

Level of education was coded as follow: level 1 = completion of the first 3 years of secondary school or equivalent; level 2 = completion of secondary school or equivalent; level 3 = post-secondary school training.

**
p=0.01

p<0.0001

Table 2

Non significant results for RT (reaction times) for Wason problems and Eyes and for Eyes scores.

Variables	Recently detoxified alcoholics	Normal Controls
Wason Selection Task		
Social Contract RT	M=7364 (SD=3512)	M=7245 (SD=2601)
Precaution RT	M=7422 (SD=3845)	M=6533 (SD=3006)
Descriptive RT	M=9273 (SD=4355)	M=9669 (SD=6407)
Mind-in-the-Eyes		
Score	M=23 (SD=4)	M=23 (SD=2)
RT	M=11984 (SD=4557)	M=10170 (SD= 3898)

Table 3

Significant results comparing groups on Emotional intelligence (EI) dimensions.

Variables	Detoxified alcoholics	Normal Controls	Statistic	Significance (effect size)
EI Self-Control	M=78.3 (SD=20.81)	M=96.2 (SD=19.63)	F (1,48)=9.78	p =0.003 ($\eta^2=0.169$)
EI Well Being	M=60.3 (SD=12.64)	M=71.9 (SD=10.97)	F (1,48)=11.92	p =0.001 ($\eta^2=0.199$)
EI Self-Motivation	M=17.4 (SD=4.45)	M=20.5 (SD=4.04)	F (1,48)=6.73	p = 0.013 ($\eta^2=0.123$)
EI global score	M=327.4 (SD=55.43)	M=373.1 (SD=50.53)	F (1,48)= 9.27	p =0.004 ($\eta^2=0.162$)

Table 4

ANCOVAs comparing alcoholics and normal controls on reasoning conditions, controlling for BDI, STAI-A and B.

	F(1,47)	p	η^2
Social Contract	5.20	0.027	0.104
Precaution	2.84	0.099	0.059
Descriptive	12.174	<0.0001	$\eta^2=0.52$