

Published in final edited form as:

Stat Sin. 2011 April ; 21(2): 679–705.

Surface Estimation, Variable Selection, and the Nonparametric Oracle Property

Curtis B. Storlie, Howard D. Bondell, Brian J. Reich, and Hao Helen Zhang

Abstract

Variable selection for multivariate nonparametric regression is an important, yet challenging, problem due, in part, to the infinite dimensionality of the function space. An ideal selection procedure should be automatic, stable, easy to use, and have desirable asymptotic properties. In particular, we define a selection procedure to be nonparametric oracle (np-oracle) if it consistently selects the correct subset of predictors and at the same time estimates the smooth surface at the optimal nonparametric rate, as the sample size goes to infinity. In this paper, we propose a model selection procedure for nonparametric models, and explore the conditions under which the new method enjoys the aforementioned properties. Developed in the framework of smoothing spline ANOVA, our estimator is obtained via solving a regularization problem with a novel adaptive penalty on the sum of functional component norms. Theoretical properties of the new estimator are established. Additionally, numerous simulated and real examples further demonstrate that the new approach substantially outperforms other existing methods in the finite sample setting.

Keywords

Adaptive LASSO; Nonparametric Regression; Regularization Method; Variable Selection; Smoothing Spline ANOVA

1 Introduction

In this paper, we consider the multiple predictor nonparametric regression model $y_i = f(\mathbf{x}_i) + \varepsilon_i$, $i = 1, \dots, n$, where f is the unknown regression function, $\mathbf{x}_i = (x_{1,i}, \dots, x_{p,i})$ is a p -dimensional vector of predictors, and the ε_i 's are independent noise terms with mean 0 and variances σ_i^2 . Many approaches to this problem have been proposed, such as kernel regression (Nadaraya 1964 and others) and locally weighted polynomial regression (LOESS), (Cleveland 1979). See Schimek (2000) for a detailed list of references. When there are multiple predictors, these procedures suffer from the well known curse of dimensionality. Additive models (GAM's) (Hastie & Tibshirani 1990) avoid some of the problems with high dimensionality and have been shown to be quite useful in cases when the true surface is nearly additive. A generalization of additive modeling is the Smoothing Spline ANOVA (SS-ANOVA) approach (Wahba 1990, Stone, Buja & Hastie 1994, Wahba, Wang, Gu, Klein & Klein 1995, Lin 2000, and Gu 2002). In SS-ANOVA, the function f is decomposed into several orthogonal functional components.

We are interested in the variable selection problem in the context of multiple predictor nonparametric regression. For example, it might be thought that the function f only depends on a subset of the p predictors. Traditionally this problem has been solved in a stepwise or best subset type model selection approach. The MARS procedure (Friedman 1991) and

variations thereof (Stone, Hansen, Kooperberg & Truong 1997) build an estimate of f by adding and deleting individual basis functions in a stepwise manner so that the omission of entire variables occurs as a side effect. However, stepwise variable selection is known to be unstable due to its inherent discreteness (Breiman 1995). Component Selection Shrinkage Operator (COSSO; Lin & Zhang 2006) performs variable selection via continuous shrinkage in SS-ANOVA models by penalizing the sum of norms of the functional components. Since each of the components are continuously shrunk towards zero, the resulting estimate is more stable than in subset or stepwise regression.

What are the desired properties of a variable selection procedure? For the parametric linear model Fan & Li (2001) discuss the *oracle* property. A method is said to possess the oracle property if it selects the correct subset of predictors with probability tending to one and estimates the non-zero parameters as efficiently as could be possible if we knew which variables were uninformative ahead of time. Parametric models with the oracle property include Fan & Li (2001) and Zou (2006). In the context of nonparametric regression, we extend the notion of the oracle property. We say a nonparametric regression estimator has the nonparametric (*np*)-*oracle* property if it selects the correct subset of predictors with probability tending to one and estimates the regression surface f at the optimal nonparametric rate.

None of the aforementioned nonparametric regression methods have been demonstrated to possess the np-oracle property. In particular, COSSO has a tendency to over-smooth the nonzero functional components in order to set the unimportant functional components to zero. In this paper we propose the adaptive COSSO (ACOSSO) to alleviate this major stumbling block. The intuition behind the ACOSSO is to penalize each component differently so that more flexibility is given to estimate functional components with more trend and/or curvature, while penalizing unimportant components more heavily. Hence it is easier to shrink uninformative components to zero without much degradation to the overall model fit. This is motivated by the adaptive LASSO procedure for linear models of Zou (2006). We explore a special case under which the ACOSSO possesses the np-oracle property. This is the first result of this type for a nonparametric regression estimator. The practical benefit of possessing this property is demonstrated on several real and simulated data examples where the ACOSSO substantially outperforms other existing methods.

In Section 2 we review the necessary literature on smoothing spline ANOVA. The ACOSSO is introduced in Section 3 and its asymptotic properties are presented in Section 4. In Section 5 we discuss the computational details of the estimate. Its superior performance to the COSSO and MARS is demonstrated on simulated data in Section 6 and real data in Section 7. Section 8 concludes. Proofs are given in an appendix.

2 Smoothing Splines and the COSSO

In this section we review only the necessary concepts of SS-ANOVA needed for development. For a more detailed overview of Smoothing Splines and SS-ANOVA see Wahba (1990), Wahba et al. (1995), Schimek (2000), Gu (2002), and Berline & Thomas-Agnan (2004).

In the smoothing spline literature it is typically assumed that $f \in \mathcal{F}$ where \mathcal{F} is a reproducing kernel Hilbert space (RKHS). Denote the reproducing kernel (r.k.), inner product, and norm of \mathcal{F} as $K_{\mathcal{F}}$, $\langle \cdot, \cdot \rangle_{\mathcal{F}}$, and $\| \cdot \|_{\mathcal{F}}$ respectively. Often \mathcal{F} is chosen to contain only functions with a certain degree of smoothness. For example, functions of one variable are often assumed to belong to the second order Sobolev space, $\mathcal{S}^2 = \{g : g, g' \text{ are absolutely continuous and } g'' \in \mathcal{L}^2[0, 1]\}$.

Smoothing spline models are usually assumed without loss of generality to be over $\mathbf{x} \in X = [0, 1]^p$. In what is known as smoothing spline (SS)-ANOVA, the space \mathcal{F} is constructed by first taking a tensor product of p one dimensional RKHS's. For example, let \mathcal{H}_j be a RKHS on $[0, 1]$ such that $\mathcal{H}_j = \{1\} \oplus \mathcal{H}_j$ where $\{1\}$ is the RKHS consisting of only the constant functions and \mathcal{H}_j is the RKHS consisting of functions $f_j \in \mathcal{H}_j$ such that $\langle f_j, 1 \rangle_{\mathcal{H}_j} = 0$. The space \mathcal{F} can be taken to be the tensor product of the $\mathcal{H}_j, j = 1, \dots, p$ which can be written as

$$\mathcal{F} = \bigotimes_{j=1}^p \mathcal{H}_j = \{1\} \oplus \left\{ \bigotimes_{j=1}^p \overline{\mathcal{H}}_j \right\} \oplus \left\{ \bigoplus_{j < k} \overline{\mathcal{H}}_j \otimes \overline{\mathcal{H}}_k \right\} \oplus \dots \tag{1}$$

The right side of the above equation has decomposed \mathcal{F} into the constant space, the main effect spaces, the two-way interaction spaces, etc. which gives rise to the name SS-ANOVA. Typically (1) is truncated so that \mathcal{F} includes only lower order interactions for better estimation and ease of interpretation. Regardless of the order of the interactions involved, we see that the space \mathcal{F} can be written in general as

$$\mathcal{F} = \{1\} \oplus \left\{ \bigoplus_{j=1}^q \mathcal{F}_j \right\} \tag{2}$$

where $\{1\}, \mathcal{F}_1, \dots, \mathcal{F}_q$ is an orthogonal decomposition of the space and each of the \mathcal{F}_j is itself a RKHS. In this presentation we will focus on two special cases, the additive model

$$f(\mathbf{x}) = b + \sum_{j=1}^p f_j(x_j) \text{ and the two-way interaction model}$$

$$f(\mathbf{x}) = b + \sum_{j=1}^p f_j(x_j) + \sum_{j < k} f_{jk}(x_j, x_k), \text{ where } b \in \{1\}, f_j \in \mathcal{H}_j \text{ and } f_{jk} \in \mathcal{H}_j \otimes \mathcal{H}_k.$$

A traditional smoothing spline type estimate, \hat{f} , is given by the function $f \in \mathcal{F}$ that minimizes

$$\frac{1}{n} \sum_{i=1}^n (y_i - f(\mathbf{x}_i))^2 + \lambda_0 \sum_{j=1}^q \frac{1}{\theta_j} \|P^j f\|_{\mathcal{F}_j}^2, \tag{3}$$

where $P^j f$ is the orthogonal projection of f onto $\mathcal{F}_j, j = 1, \dots, q$ which form an orthogonal partition of the space as in (2). We will use the convention $0/0 = 0$ so that when $\theta_j = 0$ the minimizer satisfies $\|P^j f\|_{\mathcal{F}_j} = 0$.

The COSSO (Lin & Zhang 2006) penalizes on the sum of the norms instead of the squared norms as in (3) and hence achieves sparse solutions (i.e. some of the functional components are estimated to be exactly zero). Specifically, the COSSO estimate, \hat{f} , is given by the function $f \in \mathcal{F}$ that minimizes

$$\frac{1}{n} \sum_{i=1}^n (y_i - f(\mathbf{x}_i))^2 + \lambda \sum_{j=1}^q \|P^j f\|_{\mathcal{F}_j}. \tag{4}$$

In Lin & Zhang (2006), \mathcal{F} was formed using \mathcal{S}^2 with squared norm

$$\|f\|^2 = \left(\int_0^1 f(x) dx \right)^2 + \left(\int_0^1 f'(x) dx \right)^2 + \int_0^1 (f''(x))^2 dx \tag{5}$$

for each of the \mathcal{H}_j of (1). The reproducing kernel can be found in Wahba (1990).

3 An Adaptive Proposal

Although the COSSO is a significant improvement over classical stepwise procedures, it tends to oversmooth functional components. This seemingly prevents COSSO from achieving a nonparametric version of the oracle property (defined in Section 4). To alleviate this problem, we propose an adaptive approach. The proposed adaptive COSSO uses individually weighted norms to smooth each of the components. Specifically we select as our estimate the function $f \in \mathcal{F}$ that minimizes

$$\frac{1}{n} \sum_{i=1}^n (y_i - f(x_i))^2 + \lambda \sum_{j=1}^q w_j \|P^j f\|_{\mathcal{F}}. \tag{6}$$

where the $0 < w_j \leq \infty$ are weights that can depend on an initial estimate of f which we denote \tilde{f} . For example we could initially estimate f via the traditional smoothing spline of (3) with all $\theta_j = 1$ and λ_0 chosen by the generalized cross validation (GCV) criterion (Craven & Wahba 1979). Note that there is only one tuning parameter, λ , in (6). The w_j 's are not tuning parameters like the θ_j 's in (3), rather they are weights to be estimated from the data in a manner described below.

3.1 Choosing the Adaptive Weights, w_j

Given an initial estimate \tilde{f} , we wish to construct w_j 's so that the prominent functional components enjoy the benefit of a smaller penalty relative to less important functional components. In contrast to the linear model, there is no single coefficient, or set of coefficients, to measure importance of a variable. One possible scheme would be to make use of the L_2 norm of $P^j \tilde{f}$ given by $\|P^j \tilde{f}\|_{L_2} = (\int_X (P^j \tilde{f}(x))^2 dx)^{1/2}$. For a reasonable initial estimator, this quantity will be a consistent estimate of $\|P^j f\|_{L_2}^2$ which is often used to quantify the importance of functional components. This would suggest using

$$w_j = \|P^j \tilde{f}\|_{L_2}^{-\gamma}. \tag{7}$$

In Section 4, the use of these weights results in favorable theoretical properties.

There are other reasonable possibilities one could consider for the w_j 's. In fact at first glance, as an extension of the adaptive LASSO for linear models, it may seem more natural to make use of an estimate of the RKHS norm used in the COSSO penalty and set

$w_j = \|P^j \tilde{f}\|_{\mathcal{F}}^{-\gamma}$. However, the use of these weights is not recommended because they do not provide an estimator with sound theoretical properties. Consider for example building an additive model using RKHS's with norm given by (5). Then this w_j is essentially requiring

estimation of the functionals $\int_0^1 (f_j''(x_j))^2 dx_j$ which is known to be a harder problem

(requiring more smoothness assumptions) than estimating $\int_0^1 f_j^2(x) dx$ (Efromovich & Samarov 2000). In fact, using $w_j = \|P^j \tilde{f}\|_{\mathcal{F}}^{-\gamma}$ instead of (7) would at the very least require stronger smoothness assumptions about the underlying function f in Section 4 to achieve asymptotically correct variable selection. Because of this and the results of preliminary empirical studies we recommend the use of the weights in (7) instead.

4 Asymptotic Properties

In this section we demonstrate the desirable asymptotic properties of the ACOSSO. In particular, we show that the ACOSSO possesses a nonparametric analog of the oracle property. This result is the first of its type for nonparametric surface estimation.

Throughout this section we assume the true regression model is $y_i = f_0(\mathbf{x}_i) + \varepsilon_i$, $i = 1, \dots, n$. The regression function $f_0 \in \mathcal{F}$ is additive in the predictors so that $\mathcal{F} = \{1\} \oplus \mathcal{F}_1 \oplus \dots \oplus \mathcal{F}_p$ where each \mathcal{F}_j is a space of functions corresponding to x_j . We assume that ε_i are independent with $E\varepsilon_i = 0$ and are uniformly sub-Gaussian. Following van de Geer (2000), we define a sequence of random variables to be uniformly sub-Gaussian if there exists some $K > 0$ and $C > 0$ such that

$$\sup_n \max_{i=1, \dots, n} E[\exp(\varepsilon_i^2/K)] \leq C. \tag{8}$$

Let \mathcal{S}^2 denote the RKHS of second order Sobolev space endowed with the norm in (5) with $\mathcal{S}^2 = \{1\} \oplus \mathfrak{X}^2$. Also, define the squared norm of a function at the design points as

$\|f\|_n^2 = 1/n \sum_{i=1}^n f^2(\mathbf{x}_i)$. Let U be the set of indexes for all uninformative functional components in the model $f_0 = b + \sum_{j=1}^p P^j f_0$, $j=1, \dots, p$. That is $U = \{j : P^j f_0 \equiv 0\}$.

Theorem 1 below states the convergence rate of ACOSSO when used to estimate an additive model. Corollary 1 following Theorem 1 states that the weights given by (7) lead to an estimator with optimal convergence rate of $n^{-2/5}$. We sometimes write w_j and λ as $w_{j,n}$ and λ_n respectively to explicitly denote the dependence on n . We also use the notation $X_n \sim Y_n$ to mean $X_n/Y_n = O_p(1)$ and $Y_n/X_n = O_p(1)$ for some sequences X_n and Y_n . The proofs of Theorem 1 and the other results in this section are deferred to the appendix.

Theorem 1. (Convergence Rate)

Assume that $f_0 \in \mathcal{F} = \{1\} \oplus \overline{\mathcal{S}}_1^2 \oplus \dots \oplus \overline{\mathcal{S}}_p^2$ where $\overline{\mathcal{S}}_j^2$ is the space \mathfrak{X}^2 corresponding to the j^{th} input variable, x_j . Also assume that ε_i are independent and satisfy (8). Consider the ACOSSO estimate, \hat{f} , defined in (6). Suppose that $w_{j,n}^{-1} = O_p(1)$ for $j = 1, \dots, p$ and further that $w_{j,n} = O_p(1)$ for $j \in U^c$. Also assume that $\lambda_n^{-1} = O_p(n^{4/5})$. If

- i. $P^j f_0 \neq 0$ for some j , then $\|\hat{f} - f_0\|_n = O_p(\lambda^{1/2} w_{*,n}^{1/2})$ where $w_{*,n} = \min \{w_{1,n}, \dots, w_{p,n}\}$.
- ii. $P^j f_0 = 0$ for all j , then $\|\hat{f} - f_0\|_n = O_p(\max\{n^{-1/2}, n^{-2/3} \lambda^{-1/3} w_{*,n}^{-1/3}\})$.

Corollary 1. (Optimal Convergence of ACOSSO)—Assume that

$f_0 \in \mathcal{F} = \{1\} \oplus \overline{\mathcal{S}}_1^2 \oplus \dots \oplus \overline{\mathcal{S}}_p^2$ and that ε_i are independent and satisfy (8). Consider the ACOSSO estimate, \hat{f} , with weights, $w_{j,n} = \|P^j \tilde{f}\|_{L_2}^{-\gamma}$, for \tilde{f} given by the traditional smoothing spline (3) with $\theta = \mathbf{1}_p$ and $\lambda_{0,n} \sim n^{-4/5}$. If $\gamma > 3/4$ and $\lambda_n \sim n^{-4/5}$, then $\|\hat{f} - f_0\|_n = O_p(n^{-2/5})$ if $P^j f_0 \neq 0$ for some j and $\|\hat{f} - f_0\|_n = O_p(n^{-1/2})$ otherwise.

We now turn to discuss the attractive properties of the ACOSSO in terms of model selection. In Theorem 2 and Corollary 2 we will consider functions in the second order

Sobolev space of periodic functions denoted $\mathcal{S}_{\text{per}}^2$ where $\mathcal{S}_{\text{per}}^2 = \{1\} \oplus \overline{\mathcal{S}}_{\text{per}}^2$. We also assume that the observations come from a tensor product design. That is, the design points are

$\{x_{1,i_1}, x_{2,i_2}, \dots, x_{p,i_p}\}_{i_j=1}^{m \times p}$ where $x_{j,k} = k/m$, $k = 1, \dots, m$, $j = 1, \dots, p$. Therefore the total sample size is $n = m^p$. These assumptions were also used by Lin & Zhang (2006) to examine the model selection properties of the COSSO.

Theorem 2. (Selection Consistency)

Assume a tensor product design and

$f_0 \in \mathcal{F} = \{1\} \oplus \overline{\mathcal{F}}_{per,1}^2 \oplus \dots \oplus \overline{\mathcal{F}}_{per,p}^2$ where $\overline{\mathcal{F}}_{per,j}^2$ is the space $\overline{\mathcal{F}}_{per}^2$ corresponding to the j^{th} input variable, x_j . Also assume that ε_i are independent and satisfy (8). The ACOSSO estimate \hat{f} will be such that $P^j \hat{f} \equiv 0$ for all $j \in U$ with probability tending to one if and only if $nw_{j,n}^2 \lambda_n^2 \xrightarrow{P} \infty$ as $n \rightarrow \infty$ for all $j \in U$.

We will say a nonparametric regression estimator, \hat{f} , has the nonparametric (*np*)-oracle property if $\|\hat{f} - f_0\|_n \rightarrow 0$ at the optimal rate while also setting $P^j \hat{f} \equiv 0$ for all $j \in U$ with probability tending to one. This means that the error associated with surface estimation has the same order as that for any other optimal estimator. One could also define a *strong np*-oracle property which would require asymptotically correct variable selection and the error being asymptotically the same as an oracle estimator (an estimator where the correct variables were known in advance). That is, to possess the strong *np*-oracle property, the proposed estimator must match the constant as well as the rate of an oracle estimator. The strong *np*-oracle definition is slightly ambiguous however, as one must specify what estimator should be used as the *oracle* estimator for comparison (e.g., smoothing spline with one λ , smoothing spline with differing λ_j 's, etc.). The weaker version of the *np*-oracle property, which was stated first, avoids this dilemma. The corollary below states that the ACOSSO with weights given by (7) has the *np*-oracle property.

Corollary 2. (Nonparametric Oracle Property)—Assume a tensor product design and

$f_0 \in \mathcal{F}$ where $\mathcal{F} = \{1\} \oplus \overline{\mathcal{F}}_{per,1}^2 \oplus \dots \oplus \overline{\mathcal{F}}_{per,p}^2$ and that ε_i are independent and satisfy (8).

Define weights, $w_{j,n} = \|P^j \tilde{f}\|_{L_2}^{-\gamma}$, for \tilde{f} given by the traditional smoothing spline with $\lambda_0 \sim n^{-4/5}$, and $\gamma > 3/4$. If also $\lambda_n \sim n^{-4/5}$, then the ACOSSO estimator has the *np*-oracle property.

Remark 1: The derivation of the variable selection properties of adaptive COSSO requires detailed investigation on the eigen-properties of the reproducing kernel, which is generally intractable. However, Theorem 2 and the Corollary 2 assume that f belongs to the class of periodic functions while \mathbf{x} is a tensor product design. This makes the derivation more tractable, since the eigenfunctions and eigenvalues of the associated reproducing kernel have a particularly simple form. Results for this specific design are often instructive for general cases, as suggested in Wahba (1990). We conjecture that the selection consistency of the adaptive COSSO also holds more generally, and this is also supported by numerical results in Section 6. The derivation of variable selection properties in the general case is a technically difficult problem which is worthy of future investigation. Neither the tensor product design nor the periodic functions assumptions are required for establishing the MSE consistency of the adaptive COSSO estimator in Theorem 1 and Corollary 1.

Remark 2: The COSSO (which is the ACOSSO with $w_{j,n} = 1$ for all j and n) does not appear to enjoy the *np*-oracle property. Notice that by Theorem 2, λ_n must go to zero slower than $n^{-1/2}$ in order to achieve asymptotically correct variable selection. However, even if λ_n is as small as $\lambda_n = n^{-1/2}$, Theorem 1 implies that the convergence rate is $O_p(n^{-1/4})$ which is not optimal. These results are not surprising given that the linear model can be obtained as a

special case of ACOSSO by using $\mathcal{F} = \{f: f = \beta_0 + \sum_{j=1}^p \beta_j(x_j - 1/2)\}$. For this \mathcal{F} the COSSO reduces to the LASSO which is known to be unable to achieve the oracle property (Knight & Fu 2000, Zou 2006). In contrast, the ACOSSO reduces to the adaptive LASSO (Zou 2006) which is well known to achieve the oracle property.

Remark 3: The distribution of the error terms ε_i in Theorems 1 and 2 need only be independent with sub-Gaussian tails (8). The common assumption that $\varepsilon_i \stackrel{iid}{\sim} \mathcal{N}(0, \sigma^2)$ satisfies (8). But, the distributions need not be Gaussian and further need not even be the same for each of the ε_i . In particular, this allows for heteroskedastic errors.

Remark 4: Theorems 1 and 2 are assuming an additive model, in which case functional component selection is equivalent to variable selection. In higher order interaction models, the main effect for x_j and *all* of the interaction functional components involving x_j must be set to zero in order to eliminate x_j from the model and achieve true variable selection. Thus, in some other areas of the paper, when interactions are involved, we use the term *variable selection* to refer to functional component selection.

5 Computation

Since the ACOSSO in (6) may be viewed as the COSSO in (4) with an “adaptive” RKHS, the computation proceeds in a similar manner as that for the COSSO. We first present an equivalent formulation of the ACOSSO, then describe how to minimize this equivalent formulation for a fixed value of the tuning parameter. Discussion of tuning parameter selection is delayed until Section 5.3.

5.1 Equivalent Formulation

Consider the problem of finding $\boldsymbol{\theta} = (\theta_1, \dots, \theta_q)'$ and $f \in \mathcal{F}$ to minimize

$$\frac{1}{n} \sum_{i=1}^n [y_i - f(\mathbf{x}_i)]^2 + \lambda_0 \sum_{j=1}^q \theta_j^{-1} w_j^{2-\vartheta} \|P^j f\|_{\mathcal{F}}^2 + \lambda_1 \sum_{j=1}^q w_j^{\vartheta} \theta_j, \text{ subject to } \theta_j \geq 0 \forall j, \tag{9}$$

where $0 \leq \vartheta \leq 2$, $\lambda_0 > 0$ is a fixed constant, and $\lambda_1 > 0$ is a smoothing parameter. The following Lemma says that the above optimization problem is equivalent to (6). This has important implications for computation since (9) is easier to solve.

Lemma 1—Set $\lambda_1 = \lambda^2 / (4\lambda_0)$. (i) If \hat{f} minimizes (6), set $\hat{\theta}_j = \lambda_0^{1/2} \lambda_1^{-1/2} w_j^{1-\vartheta} \|P^j \hat{f}\|_{\mathcal{F}}$, $j = 1, \dots, q$, then the pair $(\hat{\boldsymbol{\theta}}, \hat{f})$ minimizes (9). (ii) On the other hand, if a pair $(\hat{\boldsymbol{\theta}}, \hat{f})$ minimizes (9), then \hat{f} minimizes (6).

5.2 Computational Algorithm

The equivalent form in (9) gives a class of equivalent problems for $\vartheta \in [0, 2]$. For simplicity we will consider the case $\vartheta = 0$ since the ACOSSO can be then viewed as having the same equivalent form as the COSSO with an adaptive RKHS. For a given value of $\boldsymbol{\theta} = (\theta_1, \dots, \theta_q)'$, the minimizer of (9) is the smoothing spline of (3) with θ_j replaced by $w_j^{-2} \theta_j$. Hence it is known (Wahba 1990 for example) that the solution has the form $f(\mathbf{x}) = b + \sum_{i=1}^n c_i K_{w, \boldsymbol{\theta}}(\mathbf{x}, \mathbf{x}_i)$ where $\mathbf{c} \in \mathbb{R}^n$, $b \in \mathbb{R}$ and $K_{w, \boldsymbol{\theta}} = \sum_{j=1}^q (\theta_j / w_j^2) K_{\mathcal{F}_j}$, with \mathcal{F}_j corresponding to the decomposition in (2).

Let \mathbf{K}_j be the $n \times n$ matrix $\{K_{\mathcal{F}_j}(x_i, x_j)\}_{i,j=1}^n$ and let $\mathbf{1}_n$ be the column vector consisting of n ones. Then write the vector $\mathbf{f} = (f(x_1), \dots, f(x_n))'$ as $\mathbf{f} = b\mathbf{1}_n + (\sum_{j=1}^q (\theta_j/w_j^2) \mathbf{K}_j) \mathbf{c}$, $\mathbf{y} = (y_1, \dots, y_n)'$ and define $\|\mathbf{v}\|_n^2 = 1/n \sum_{i=1}^n v_i^2$ for a vector \mathbf{v} of length n and $\mathbf{y} = (y_1, \dots, y_n)'$. Now, for fixed $\boldsymbol{\theta}$, minimizing (9) is equivalent to

$$\min_{b,c} \left\{ \frac{1}{n} \|\mathbf{y} - b\mathbf{1}_n - \sum_{j=1}^q \theta_j w_j^{-2} \mathbf{K}_j \mathbf{c}\|_n^2 + \lambda_0 \sum_{j=1}^q \theta_j w_j^{-2} \mathbf{c}' \mathbf{K}_j \mathbf{c} \right\} \tag{10}$$

which is just the traditional smoothing spline problem in Wahba (1990). On the other hand if b and \mathbf{c} were fixed, the $\boldsymbol{\theta}$ that minimizes (9) is the same as the solution to

$$\min_{\boldsymbol{\theta}} \left\{ \|z - \mathbf{G}\boldsymbol{\theta}\|_n^2 + n\lambda_1 \sum_{j=1}^q \theta_j \right\}, \text{ subject to } \theta_j \geq 0 \forall j, \tag{11}$$

where $\mathbf{g}_j = w_j^{-2} \mathbf{K}_j \mathbf{c}$, \mathbf{G} is the $n \times p$ matrix with the j^{th} column being \mathbf{g}_j and $z = \mathbf{y} - b\mathbf{1}_n - (n/2)\lambda_0 \mathbf{c}$. Notice that (11) is equivalent to

$$\min_{\boldsymbol{\theta}} \|z - \mathbf{G}\boldsymbol{\theta}\|_n^2 \text{ subject to } \theta_j \geq 0 \forall j \text{ and } \sum_{j=1}^q \theta_j \leq M, \tag{12}$$

for some $M > 0$. The formulation in (12) is a quadratic programming problem with linear constraints for which there exists many algorithms to find the solution (see Goldfarb & Idnani 1982 for example). A reasonable scheme is then to iterate between (10) and (12). In each iteration (9) is decreased. We have observed that after the second iteration the change between iterations is small and decreases slowly.

5.3 Selecting the Tuning Parameter

In (9) there is really only one tuning parameter, λ_1 or equivalently M of (12). Changing the value of λ_0 will only scale shift the value of M being used so λ_0 can be fixed at any positive value. Therefore, we choose to initially fix $\boldsymbol{\theta} = \mathbf{1}_q$ and find λ_0 to minimize the *GCV* score of the smoothing spline problem in (10). This has the effect of placing the θ_j 's on a scale so that M roughly translates into the number of non-zero components. Hence, it seems reasonable to tune M on $[0, 2q]$ for example.

We will use 5-fold cross validation (*5CV*) in the examples of the subsequent sections to tune M . However, we also found that the *BIC* criterion (Schwarz 1978) was quite useful for selecting M . We approximate the effective degrees of freedom, ν , by $\nu = \text{tr}(\mathbf{S})$ where \mathbf{S} is the weight matrix corresponding to the smoothing spline fit with $\boldsymbol{\theta} = \hat{\boldsymbol{\theta}}$. This type of approximation gives an under-estimate of the actual df , but has been demonstrated to be useful (Tibshirani 1996). We have found that the *ACOSSO* with *5CV* tends to over select non-zero components just as Zou, Hastie & Tibshirani (2007) found that *AIC*-type criteria over select non-zero coefficients in the *LASSO*. They recommend using *BIC* with the *LASSO* when the goal is variable selection as do we for the *ACOSSO*.

6 Simulated Data Results

In this section we study the empirical performance of the ACOSSO estimate and compare it to several other existing methods. We display the results of four different versions of the ACOSSO. All versions use weights w_j given by (7) with $\gamma = 2$ since we found that $\gamma = 2$ produced the best overall results among $\gamma \in \{1.0, 1.5, 2.0, 2.5, 3.0\}$. The initial estimate, \tilde{f} , is either the traditional smoothing spline or the COSSO with λ selected by *GCV*. We also use either *5CV* or *BIC* to tune M . Hence the four versions of ACOSSO are ACOSSO-5CV-T, ACOSSO-5CV-C, ACOSSO-BIC-T, and ACOSSO-BIC-C where (-T) and (-C) stand for using the traditional smoothing spline and COSSO respectively for the initial estimate.

We include the methods COSSO, MARS, stepwise GAM, Random Forest (Breiman 2001), and the Gradient Boosting Method (GBM) (Friedman 2001). The tuning parameter for COSSO is chosen via *5CV*. To fit MARS models we have used the 'polyspline' procedure in the R-package 'polspline'. Stepwise GAM, Random Forest, and GBM fits were obtained using the R-packages 'gam', 'randomForest', and 'gbm' respectively. All input parameters for these methods such as *gcv* for MARS, *n.trees* for GBM, etc. were appropriately set to give the best results on these examples.

Note that Random Forest and GBM are both black box prediction machines. That is they produce function estimates that are difficult to interpret and they are not intended for variable selection. They are however well known for making accurate predictions. Thus, they are included here to demonstrate the utility of the ACOSSO even in situations where prediction is the only goal.

We also include the results of the traditional smoothing spline of (3) when fit with only the informative variables. That is, we set $\theta_j = 0$ if $P^j f = 0$ and $\theta_j = 1$ otherwise, then choose λ_0 by *GCV*. This will be referred to as the ORACLE estimator. Notice that the ORACLE estimator is only available in simulations where we know ahead of time which variables are informative. Though the ORACLE cannot be used in practice, it is useful to display its results here because it gives us a baseline for the best estimation risk we could hope to achieve with the other methods.

Performance is measured in terms of estimation risk and model selection. Specifically, the variables defined in Table 1 will be used to compare the different methods. We first present a very simple example to highlight the benefit of using the ACOSSO. We then repeat the same examples used in the COSSO paper to offer a direct comparison on examples where the COSSO is known to perform well. The only difference is that we have increased the noise level to make these problems a bit more challenging.

Example 1. The following four functions on $[0, 1]$ are used as building blocks of regression functions in the following simulations:

$$g_1(t)=t; \quad g_2(t)=(2t-1)^2; \quad g_3(t)=\frac{\sin(2\pi t)}{2-\sin(2\pi t)};$$

$$g_4(t)=0.1 \sin(2\pi t)+0.2 \cos(2\pi t)+0.3 \sin^2(2\pi t)+0.4 \cos^3(2\pi t)+0.5 \sin^3(2\pi t). \quad (13)$$

In this example, we let $\mathbf{X} \in \mathfrak{R}^{10}$. We observe $n = 100$ observations from the model $y = f(\mathbf{X}) + \varepsilon$ where the underlying regression function is additive,

$$f(\mathbf{x})=5g_1(x_1)+3g_2(x_2)+4g_3(x_3)+6g_4(x_4)$$

and $\varepsilon \stackrel{iid}{\sim} \mathcal{N}(0, 3.03)$. Therefore X_5, \dots, X_{10} are uninformative. We first consider the case where X is uniform in $[0, 1]^{10}$ in which case the signal to noise ratio (SNR) is 3:1 (here we have adopted the variance definition for signal to noise ratio, $SNR = [\text{Var}(f(X))]/\sigma^2$). For comparison, the variances of the functional components are $\text{Var}\{5g_1(X_1)\} = 2.08$, $\text{Var}\{3g_2(X_2)\} = 0.80$, $\text{Var}\{4g_3(X_3)\} = 3.30$ and $\text{Var}\{6g_4(X_4)\} = 9.45$.

For the purposes of estimation in the methods ACOSSO, COSSO, MARS, and GBM, we restrict f to be a strictly additive function. The Random Forest function however does not have an option for this. Hence there are 10 functional components that are considered for inclusion in the ACOSSO model. Figure 1 gives plots of y versus the the first four variables x_1, \dots, x_4 along with the true $P^j f$ component curves for a realization from Example 1. The true component curves, $j = 1, \dots, 4$, along with the estimates given by ACOSSO-5CV-T and COSSO are then shown in Figure 2 without the data for added clarity. Notice that the ACOSSO captures more of the features of the $P^3 f$ component and particularly the $P^4 f$ component since the reduced penalty on these components allows it more curvature. In addition, since the weights more easily allow for curvature on components that need it, M does not need to be large (relatively) to allow a good fit to components like $P^3 f$ and $P^4 f$. This has the effect that that components with less curvature, like the straight line $P^1 f$, can also be estimated more accurately by ACOSSO than by COSSO, as seen in Figure 2.

Figure 6 shows how the magnitudes of the estimated components change with the tuning parameter M for both the COSSO and ACOSSO for the above realization. The magnitudes of the estimated components are measured by their L_2 norm $\|P^j \hat{f}\|_{L_2}$. Dashed lines are drawn at the true values of $\|P^j f\|_{L_2}$ for reference. Notice that estimated functional component norms given by ACOSSO are closer to the true values than those given by the COSSO in general. Also, the uninformative components are more heavily penalized in the ACOSSO making it harder for them to enter the model.

Incidentally using GCV or $5CV$ for tuning parameter selection for the ACOSSO on the above realization gives $M = 3.81$ and $M = 4.54$ respectively, both resulting in a model of 5 functional components for this run. The BIC method however gives $M = 2.97$, which results in the correct model of 4 functional components. This is a typical occurrence for realizations from this example as can be seen in Table 2.

In Table 2 we can compare the risk and variable selection capability of the ACOSSO to the COSSO and the other methods on Example 1 with X uniform on $[0, 1]^{10}$. Notice that all four of the ACOSSO methods are significantly better than COSSO and the other methods in terms of risk. COSSO, MARS, GAM, Random Forest and GBM have 131%, 180%, 150%, 349%, and 167% the risk of the ORACLE respectively, while the ACOSSO methods all have risk less than 108% that of the ORACLE. In terms of variable selection, the two ACOSSO-5CV methods again have a much higher average type I error rate than the two ACOSSO-BIC methods and MARS. In fact, ACOSSO-5CV-T has $\bar{\alpha} = .25$ which is quite high. Both ACOSSO-BIC methods however, have $\bar{\alpha} \leq 0.03$ and have an average model size of close to 4.0, the correct number of components.

Although the ACOSSO-5CV methods have higher $\bar{\alpha}$, they have better power than the other methods as can be seen in the $1 - \beta$ column of Table 2. In this example, it turns out that $1 - \beta$ is almost completely determined by how well the methods do at including the second variable (component $P^2 f$). The components $P^1 f$, $P^3 f$, and $P^4 f$ were included in the model

nearly 100% for all of the methods. The percentage of the realizations that included $P^2 f$ was 65% for the ACOSSO-BIC methods, 75% for the COSSO and only 40% and 23% for MARS and GAM respectively. The percentage of the realizations that included $P^2 f$ is close to 90% for the ACOSSO-5CV methods but as mentioned, the price paid is a higher type I error rate.

Example 2. This is a large p example with $\mathbf{X} \in \mathbb{R}^{60}$. We observe $n = 500$ observations from $y = f(\mathbf{X}) + \varepsilon$. The regression function is additive in the predictors,

$$f(\mathbf{x}) = g_1(x_1) + g_2(x_2) + g_3(x_3) + g_4(x_4) + 1.5g_1(x_5) + 1.5g_2(x_6) + 1.5g_3(x_7) + 1.5g_4(x_8) + 2g_1(x_9) + 2g_2(x_{10}) + 2g_3(x_{11}) + 2g_4(x_{12}),$$

where g_1, \dots, g_4 are given in (13). The noise variance is set to $\sigma^2 = 2.40$ yielding a SNR of 3:1 in the uniform case. Notice that X_{13}, \dots, X_{60} are uninformative. In this example, we consider the same two distributional families for the input vector \mathbf{X} as in Lin & Zhang (2006).

Compound Symmetry

For an input $\mathbf{X} = (X_1, \dots, X_p)$, let $X_j = (W_j + tU)/(1+t)$, $j = 1, \dots, p$, where W_1, \dots, W_p and U are *iid* from $\text{Unif}(0, 1)$. Thus, $\text{Corr}(X_j, X_k) = t^2/(1+t^2)$ for $j \neq k$. The uniform distribution design corresponds to the case $t = 0$. (*trimmed*) $AR(1)$: Let W_1, \dots, W_d be *iid* $\mathcal{N}(0, 1)$, and let $X_1 = W_1$, $X_j = \rho X_{j-1} + (1 - \rho^2)^{1/2} W_j$, $j = 2, \dots, p$. Then trim X_j in $[-2.5, 2.5]$ and scale to $[0, 1]$.

Table 3 shows the results of estimation risk (standard error in parentheses) on six different cases which correspond to different distributions for the predictors. Again the ACOSSO methods have estimation risk much closer to ORACLE than the other methods. COSSO and GAM have very similar performance in this example and generally have the best risk among the methods other than ACOSSO. One notable exception is the extremely high correlation case (Compound Symmetry, $t = 3$, where $\text{Corr}(X_j, X_k) = .9$ for $j \neq k$). Here the ACOSSO-BIC-T and ACOSSO-5CV-T seem to struggle a bit as they have risk near or above the risk of COSSO and GAM. GBM actually has the best risk in this particular case. However, the ACOSSO variants are substantially better overall than any of the other methods. A similar trend was also noticed (table not presented) for these six different cases on the test function from Example 1.

Example 3. Here we consider a regression model with 10 predictors and several two way interactions. The regression function is

$$f(\mathbf{x}) = g_1(x_1) + g_2(x_2) + g_3(x_3) + g_4(x_4) + g_3(x_1 x_2) + g_2((x_1 + x_3)/2) + g_1(x_3 x_4)$$

so that x_5, \dots, x_{10} are uninformative. The noise variance is set at $\sigma^2 = 0.44098$ to give a SNR of 3:1. Here, we consider only the uniform distribution on the predictors and evaluate performance at various sample sizes, $n = 100$, $n = 250$, and $n = 500$.

A summary of the estimation risk on 100 realizations can be found in Table 4. When $n = 100$ we see that COSSO seems to struggle a bit as all of the other methods except Random Forest have substantially better risk. However, the ACOSSO methods have risk comparable or better than the other methods and less than half that of COSSO. The estimation risk for all methods improves as the sample size increases. However, stepwise GAM does not improve from $n = 250$ to $n = 500$ probably because of its inability to model the interactions in this example. Also notice that the ACOSSO methods maintain close to 50% the risk of COSSO

for all sample sizes. In fact, for $n = 500$ the ACOSSO methods have risk nearly the same as that of the ORACLE and roughly half that of the next best methods (COSSO and GBM).

Computation Time—Table 5 gives the computation times (in seconds) for the various methods on the three sample size cases in Example 3. Recall that in Example 3 the number of predictors is $p = 10$, but the total number of functional components including interactions is $q = 55$. The times given are the average over the 100 realizations and include the time required for tuning parameter selection.

For larger sample sizes, ACOSSO and COSSO take significantly longer than the other methods. Considering the performance in the simulation examples and the computation times, the best overall ACOSSO variant seems to be ACOSSO-BIC-T. It is important to point out that the other methods (besides ACOSSO or COSSO) are computed via more polished R-packages that take advantage of the speed of compiled languages such as C or Fortran. The computing time of ACOSSO (and COSSO) could also be decreased substantially by introducing more efficient approximations and by taking advantage of a compiled language.

7 Application to Real Data

In this section we apply the ACOSSO to three real datasets. We only report the results of the two ACOSSO-BIC methods since they performed much better overall than the ACOSSO-5CV methods in our simulations. The first two data sets are the popular Ozone data and the Tecator data which were also used by Lin & Zhang (2006). Both data sets are available from the datasets archive of StatLib at <http://lib.stat.cmu.edu/datasets/>. The Ozone data was also used in Breiman & Friedman (1995), Buja, Hastie & Tibshirani (1989), and Breiman (1995). This data set contains the daily maximum one-hour-average ozone reading and 8 meteorological variables recorded in the Los Angeles basin for 330 days of 1976.

The Tecator data was recorded on a Tecator Infratec Food and Feed Analyzer. Each sample contains finely chopped pure meat with different moisture, fat and protein contents. The input vector consists of a 100 channel spectrum of absorbances. The absorbance is $-\log_{10}$ of the transmittance measured by the spectrometer. As in Lin & Zhang (2006), we use the first 13 principal components to predict fat content. The total sample size is 215.

The third data set comes from a computer model for two phase fluid flow (Vaughn, Bean, Helton, Lord, MacKinnon & Schreiber 2000). Uncertainty/sensitivity analysis of this model was carried out as part of the 1996 compliance certification application for the Waste Isolation Pilot Plant (WIPP) (Helton & Marietta, editors 2000). There were 31 uncertain variables that were inputs into the two-phase fluid flow analysis; see Storlie & Helton (2008) for a full description. Here we consider only a specific scenario which was part of the overall analysis. The variable BRN-REPTC10K is used as the response. This variable corresponds to cumulative brine flow in m^3 into the waste repository at 10,000 years assuming there was a drilling intrusion at 1000 years. The sample size is $n = 300$. This data set is available at <http://www.stat.unm.edu/~storlie/acosso/>.

We apply each of the methods on these three data sets and estimate the prediction risk, $E[Y - f(\mathbf{X})]^2$, by ten-fold cross validation. We select the tuning parameter using only data within the training set (i.e., a new value of the tuning parameter is selected for each of the 10 training sets without using any data from the test sets). The estimate obtained is then evaluated on the test set. We repeat this ten-fold cross validation 50 times and average. The resulting prediction risk estimates along with standard errors are displayed in Table 6. The

interaction model is presented for all of the methods (except GAM) since it had better prediction accuracy on all three data sets than the additive model.

For the Ozone data set, the ACOSSO is comparable to MARS but better than COSSO, GAM and Random Forest. GBM seems to be the best method for prediction accuracy on this data set though. For the Tecator data, both the COSSO and ACOSSO are much better than all of the other methods. There are several significant interactions which is why GAM performs so poorly relative to the other methods here. Interestingly, COSSO is better than ACOSSO here which shows that the adaptive weights aren't always an advantage. The reason that COSSO performs better in this case is likely due to the fact that 12 out of the 13 variables are selected for inclusion into the model and around 62 out of the 91 total functional components are estimated to be non-zero, so this is not a very sparse model. Hence using all weights equal to 1 (the COSSO) should work quite well here. In cases like this, it may be that using adaptive weights in the ACOSSO can detract from the COSSO fit by adding more noise to the estimation process. In contrast, the WIPP data set has only about 8 informative input variables of the 31 inputs. Hence the ACOSSO significantly outperforms the COSSO and is comparable to GBM for prediction accuracy.

8 Conclusions & Further Work

In this article, we have developed the ACOSSO, a new regularization method for simultaneous model fitting and variable selection in the context of nonparametric regression. The relationship between the ACOSSO and the COSSO is analogous to that between the adaptive LASSO and the LASSO. We have explored a special case under which the ACOSSO has a nonparametric version of the oracle property, which the COSSO does not appear to possess. This is the first result of this type for a nonparametric regression estimator. In addition we have demonstrated that the ACOSSO outperforms COSSO, MARS, and stepwise GAMs for variable selection and prediction on all simulated examples and all but one of the real data examples. The ACOSSO also has very competitive performance for prediction when compared with other well known prediction methods Random Forest and GBM. R code to fit ACOSSO models is available at <http://www.stat.unm.edu/~storlie/acosso/>.

It remains to show that ACOSSO has the np-oracle property under more general conditions such as random designs. It may also be possible to yet improve the performance of the ACOSSO by using a different weighting scheme. The Tecator example in Section 7, suggests that using a weight power, $\gamma = 2$ is not always ideal. Perhaps it would be better to cross validate on a few different choices of γ so that it could be chosen smaller in cases (such as the Tecator example) where the weights are not as helpful. In addition, there are certainly a number of other ways to use the initial estimate, f , in the creation of the penalty term. These are topics for further research.

Appendix

A Proofs

A.1 Equivalent Form

Proof of Lemma 1—Denote the functional in (6) by $A(f)$ and the functional in (9) by $B(\theta, f)$. Since $a+b \geq 2\sqrt{ab}$ for $a, b \geq 0$, with equality if and only if $a = b$, we have for each $j = 1, \dots, q$

$$\lambda_0 \theta_j^{-1} w_j^{2-\theta} \|P^j f\|_{\mathcal{F}}^2 + \lambda_1 w_j^\theta \theta_j \geq 2\lambda_0^{1/2} \lambda_1^{1/2} w_j \|P^j f\|_{\mathcal{F}} = \lambda w_j \|P^j f\|_{\mathcal{F}},$$

for any $\theta_j \geq 0$ and any $f \in \mathcal{F}$. Hence $B(\boldsymbol{\theta}, f) \geq A(f)$ with equality only when $\theta_j = \lambda_0^{1/2} \lambda_1^{-1/2} w_j^{1-\theta} \|P^j \widehat{f}\|_{\mathcal{F}}$ and the result follows.

A.2 Convergence Rate

The proof of Theorem 1 uses Lemma 2 below which is a generalization of Theorem 10.2 of van de Geer (2000). Consider the regression model $y_i = g_0(\mathbf{x}_i) + \varepsilon_i$, $i = 1, \dots, n$ where g_0 is known to lie in a class of functions \mathcal{G} \mathbf{x}_i 's are given covariates in $[0, 1]^p$, and ε_i 's are independent and sub-Gaussian as in (8). Let $I_n : \mathcal{G} \rightarrow [0, \infty)$ be a pseudonorm on \mathcal{G} . Define $\widehat{g}_n = \arg \min_{g \in \mathcal{G}} 1/n \sum_{i=1}^n (y_i - g(\mathbf{x}_i))^2 + \tau_n^2 I_n(g)$. Let $H_\infty(\delta, \mathcal{G})$ be the δ -entropy of the function class \mathcal{G} under the supremum norm $\|g\|_\infty = \sup_{\mathbf{x}} |g(\mathbf{x})|$ (see van de Geer 2000 page 17).

Lemma 2—Suppose there exists I_* such that $I_*(g) \leq I_n(g)$ for all $g \in \mathcal{G}$ $n \geq 1$. Also assume that there exists constants $A > 0$ and $0 < \alpha < 2$ such that

$$H_\infty\left(\delta, \left\{ \frac{g - g_0}{I_*(g) + I_*(g_0)} : g \in \mathcal{G}, I_*(g) + I_*(g_0) > 0 \right\}\right) \leq A\delta^{-\alpha} \tag{A1}$$

for all $\delta > 0$ and $n \geq 1$. Then if $I_*(g_0) > 0$ and $\tau_n^{-1} = O_p(n^{1/(2+\alpha)})$ $I_n^{(2-\alpha)/(4+2\alpha)}(g_0)$, we have $\|\widehat{g}_n - g_0\| = O_p(\tau_n) I_n^{1/2}(g_0)$. Moreover, if $I_n(g_0) = 0$ for all $n \geq 1$ then $\|\widehat{g}_n - g_0\| = O_p(n^{-1/(2-\alpha)}) \tau_n^{-2\alpha/(2-\alpha)}$.

Proof. This follows the same logic as the proof of Theorem 10.2 of van de Geer (2000), so we have intentionally made the following argument somewhat terse. Notice that

$$\|\widehat{g}_n - g_0\|_n^2 + \tau_n^2 I_n(\widehat{g}_n) \leq 2(\varepsilon, \widehat{g}_n - g_0)_n + \tau_n^2 I_n(g_0). \tag{A2}$$

Also, condition (A1) along with Lemma 8.4 in van de Geer (2000) guarantees that

$$\sup_{g \in \mathcal{G}} \frac{|(\varepsilon, \widehat{g}_n - g_0)_n|}{\|\widehat{g}_n - g_0\|_n^{1-\alpha/2} (I_*(g) + I_*(g_0))^{\alpha/2}} = O_p(n^{-1/2}). \tag{A3}$$

Case (i) Suppose that $I_*(\widehat{g}_n) > I_*(g_0)$. Then by (A2) and (A3) we have

$$\begin{aligned} \|\widehat{g}_n - g_0\|_n^2 + \tau_n^2 I_n(\widehat{g}_n) &\leq O_p(n^{-1/2}) \|\widehat{g}_n - g_0\|_n^{1-\alpha/2} I_n^{\alpha/2}(\widehat{g}_n) + \tau_n^2 I_n(g_0) \\ &\leq O_p(n^{-1/2}) \|\widehat{g}_n - g_0\|_n^{1-\alpha/2} I_n^{\alpha/2}(\widehat{g}_n) + \tau_n^2 I_n(g_0). \end{aligned}$$

The rest of the argument is identical to that on page 170 of van de Geer (2000). Case (ii) Suppose that $I_*(\widehat{g}_n) \leq I_*(g_0)$ and $I_*(g_0) > 0$. By (A2) and (A3) we have

$$\begin{aligned} \|\widehat{g}_n - g_0\|_n^2 &\leq O_p(n^{-1/2}) \|\widehat{g}_n - g_0\|_n^{1-\alpha/2} I_n^{\alpha/2}(g_0) + \tau_n^2 I_n(g_0) \\ &\leq O_p(n^{-1/2}) \|\widehat{g}_n - g_0\|_n^{1-\alpha/2} I_n^{\alpha/2}(g_0) + \tau_n^2 I_n(g_0). \end{aligned}$$

The remainder of this case is identical to that on page 170 of van de Geer (2000).

Proof of Theorem 1. The conditions of Lemma 2 do not hold directly for the \mathcal{F} and $I_n(f) = \sum_{j=1}^p w_{j,n} \|P^j f\|_{\mathcal{F}}$ of Theorem 1. The following orthogonality argument used in van de Geer (2000) and Lin & Zhang (2006) works to remedy this problem though. For any $f \in \mathcal{F}$ we can write $f(\mathbf{x}) = b + g(\mathbf{x}) = b + f_1(x_1) + \dots + f_p(x_p)$, such that $\sum_{i=1}^n f_j(x_{j,i}) = 0, j=1, \dots, p$. Similarly write $\hat{f}(\mathbf{x}) = \hat{b} + \hat{g}(\mathbf{x})$ and $f_0(\mathbf{x}) = b_0 + g_0(\mathbf{x})$. Then $\sum_{i=1}^n (g(x_i) - g_0(\mathbf{x}_i)) = 0$, and we can write (6) as

$$(b_0 - b)^2 + \frac{2}{n}(b_0 - b) \sum_{i=1}^n \varepsilon_i + \frac{1}{n} \sum_{i=1}^n (g_0(\mathbf{x}_i) - g(\mathbf{x}_i))^2 + \lambda_n \sum_{j=1}^p w_{j,n} \|P^j g\|_{\mathcal{F}}.$$

Therefore \hat{b} must minimize $(b_0 - b)^2 + 2/n(b_0 - b) \sum_{i=1}^n \varepsilon_i$ so that $\hat{b} = b_0 + 1/n \sum_{i=1}^n \varepsilon_i$. Hence $(\hat{b} - b_0)^2 = O_p(n^{-1})$. On the other hand, \hat{g} must minimize

$$\frac{1}{n} \sum_{i=1}^n (g_0(\mathbf{x}_i) - g(\mathbf{x}_i))^2 + \lambda_n \sum_{j=1}^p w_{j,n} \|P^j g\|_{\mathcal{F}} \tag{A4}$$

over all $g \in \mathcal{G}$ where

$$\mathcal{G} = \{g \in \mathcal{F} : g(\mathbf{x}) = f_1(x_1) + \dots + f_p(x_p), \sum_{i=1}^n f_j(x_{j,i}) = 0, j=1, \dots, p\}. \tag{A5}$$

Now rewrite (A4) as

$$\frac{1}{n} \sum_{i=1}^n (g_0(\mathbf{x}_i) - g(\mathbf{x}_i))^2 + \tilde{\lambda}_n \sum_{j=1}^p \tilde{w}_{j,n} \|P^j g\|_{\mathcal{F}}, \tag{A6}$$

where $\tilde{\lambda}_n = \lambda_n w_{*,n}^*$, $w_{*,n}^* = \min \{w_{1,n}, \dots, w_{p,n}\}$, and $\tilde{w}_{j,n} = w_{j,n}/w_{*,n}^*$.

The problem is now reduced to showing that the conditions of Lemma 2 hold for

$$\tau_n^2 = \tilde{\lambda}_n \text{ and } I_n(g) = \sum_{j=1}^p \tilde{w}_{j,n} \|P^j g\|_{\mathcal{F}}. \text{ However, notice that } \min \{\tilde{w}_{1,n}, \dots, \tilde{w}_{p,n}\} = 1 \text{ for all } n.$$

This implies that $I_n(g) \geq I_*(g) = \sum_{j=1}^p \|P^j g\|_{\mathcal{F}}$ for all $g \in \mathcal{G}$ and $n \geq 1$. Also notice that the entropy bound in (A1) holds whenever

$$H_\infty(\delta, \{g \in \mathcal{G} : I_*(g) \leq 1\}) \leq A\delta^{-\alpha}, \tag{A7}$$

since $I_*(g - g_0) \leq I_*(g) + I_*(g_0)$ so that the set in brackets in (A7) contains that in (A1). And (A7) holds by Lemma 4 in the COSSO paper with $\alpha = 1/2$. We complete the proof by treating the cases U^c not empty and U^c empty separately.

Case (i) Suppose that $P^j f \neq 0$ for some j . Then $I_*(g_0) > 0$. Also, $w_{*,n}^{-1} = O_p(1)$ and $w_{j,n} = O_p(1)$ for $j \in U^c$ by assumption. This implies that $\tilde{w}_{j,n} = O_p(1)$, for $j \in U^c$ so that $I_n(g_0) = O_p(1)$.

Also $\tilde{\lambda}_n^{-1} = O_p(1) \lambda_n^{-1} = O_p(n^{4/5})$. The result now follows from Lemma 2.

Case (ii) Suppose now that $P^j f = 0$ for all j . Then $I_n(g_0) = 0$ for all n and the result follows from Lemma 2.

Proof of Corollary 1. For the traditional smoothing spline with $\lambda_0 \sim n^{-4/5}$ it is known (Lin 2000) that $\|P^j \tilde{f} - P^j f_0\|_{L_2} = O_p(n^{-2/5})$. This implies $|\|P^j \tilde{f}\|_{L_2} - \|P^j f_0\|_{L_2}| \leq O_p(n^{-2/5})$. Hence $w_{j,n}^{-1} = O_p(1)$ for $j = 1, \dots, p$ and $w_{j,n} = O_p(1)$ for $j \in U^c$, which also implies $w_{*,n} = O_p(1)$. The conditions of Theorem 1 are now satisfied and we have $\|f - f_n\| = O_p(n^{-2/5})$ if $P^j f \neq 0$ for some j . On the other hand, also notice that $w_{j,n}^{-1} = O_p(n^{-2\gamma/5})$ for $j \in U$. Hence $w_{*,n}^{-1} = O_p(n^{-2\gamma/5})$ whenever $P^j f = 0$ for all j so that $n^{-2/3} \lambda_n^{-1/3} w_{*,n}^{-1/3} = O_p(n^{-1/2})$ for $\gamma > 3/4$ and the result follows.

A.3 Oracle Property

Proof of Theorem 2. Define $\Sigma = \{\bar{K}(x_{1,i}, x_{1,j})\}_{i,j=1}^m$, the $m \times m$ marginal Gram matrix corresponding to the reproducing kernel for $\overline{\mathcal{F}}_{\text{per}}^2$. Also let \mathbf{K}_j stand for the $n \times n$ Gram matrix corresponding to the reproducing kernel for the reproducing kernel for $\overline{\mathcal{F}}_{\text{per}}^2$ on variable x_j , $j = 1, \dots, p$. Let $\mathbf{1}_m$ be a vector of m ones. Assuming the observations are permuted appropriately, we can write

$$\begin{aligned} \mathbf{K}_1 &= \Sigma \otimes (\mathbf{1}_m \mathbf{1}_m') \otimes \cdots \otimes (\mathbf{1}_m \mathbf{1}_m') \\ \mathbf{K}_2 &= (\mathbf{1}_m \mathbf{1}_m') \otimes \Sigma \otimes \cdots \otimes (\mathbf{1}_m \mathbf{1}_m') \\ &\vdots \\ \mathbf{K}_p &= (\mathbf{1}_m \mathbf{1}_m') \otimes \cdots \otimes (\mathbf{1}_m \mathbf{1}_m') \otimes \Sigma, \end{aligned}$$

where \otimes here stands for the Kronecker product between two matrices.

Straightforward calculation shows that $\Sigma \mathbf{1}_m = 1/(720m^3) \mathbf{1}_m$. So write the eigen-vectors of Σ as $\{\mathbf{v}_1 = \mathbf{1}_m, \mathbf{v}_2, \dots, \mathbf{v}_m\}$ and let \mathbf{T} be the $m \times m$ matrix with these eigenvectors as its columns. The corresponding eigenvalues are $\{m\phi_1, m\phi_2, \dots, m\phi_m\}$, where $\phi_1 = 1/(720m^4)$ and $\phi_2 \geq \phi_3 \geq \dots \geq \phi_m$. It is known (Uteras 1983) that $\phi_i \sim i^{-4}$ for $i \geq 2$. Notice $\{\mathbf{v}_1, \mathbf{v}_2, \dots, \mathbf{v}_m\}$ are also the eigenvectors of $(\mathbf{1}_m \mathbf{1}_m')$ with eigenvalues $\{m, 0, \dots, 0\}$. Write $\mathbf{O} = \mathbf{T} \otimes \mathbf{T} \otimes \cdots \otimes \mathbf{T}$ and let ξ_i be the i^{th} column of \mathbf{O} , $i = 1, \dots, n$. It is easy to verify that $\{\xi_1, \dots, \xi_n\}$ form an eigensystem for each of $\mathbf{K}_1, \dots, \mathbf{K}_p$.

Let $\{\zeta_{1,j}, \dots, \zeta_{n,j}\}$ be the collection of vectors $\{\xi_1, \dots, \xi_n\}$ sorted so that those corresponding to nonzero eigenvalues for \mathbf{K}_j are listed first. Specifically, let

$$\begin{aligned} \zeta_{i,1} &= \mathbf{v}_i \otimes \mathbf{1}_m \otimes \cdots \otimes \mathbf{1}_m, \\ \zeta_{i,2} &= \mathbf{1}_m \otimes \mathbf{v}_i \otimes \cdots \otimes \mathbf{1}_m, \\ &\vdots \\ \zeta_{i,p} &= \mathbf{1}_m \otimes \mathbf{1}_m \otimes \cdots \otimes \mathbf{v}_i, \end{aligned} \tag{A8}$$

for $i = 1, \dots, m$. Notice that each $\zeta_{i,j}$, $i = 1, \dots, m$, $j = 1, \dots, p$ corresponds to a distinct ξ_k , for some $k \in \{1, \dots, n\}$. So let the first m elements of the collection $\{\zeta_{1,j}, \dots, \zeta_{m,j}, \zeta_{m+1,j}, \dots, \zeta_{n,j}\}$ be given by (A8) and the remaining $n - m$ be given by the remaining ξ_i in any order. The corresponding eigenvalues are then

$$\eta_{i,j} = \begin{cases} n\phi_i & \text{for } i=1, \dots, m \\ 0 & \text{for } i=m+1, \dots, n \end{cases}$$

It is clear that $\{\xi_1, \dots, \xi_n\}$ is also an orthonormal basis in \mathfrak{R}^n with respect to the inner product

$$\langle \mathbf{u}, \mathbf{v} \rangle_n = 1/n \sum_i u_i v_i. \tag{A9}$$

Let $\mathbf{f} = (f(x_1), \dots, f(x_n))'$. Denote $\mathbf{a} = (1/n)\mathbf{O}'\mathbf{f}$ and $\mathbf{z} = (1/n)\mathbf{O}'\mathbf{y}$. That is, $z_i = \langle \mathbf{y}, \xi_i \rangle_n$, $a_i = \langle \mathbf{f}, \xi_i \rangle_n$, $\delta_i = \langle \boldsymbol{\varepsilon}, \xi_i \rangle_n$ and we have that $z_i = a_i + \delta_i$. With some abuse of notation, also let

$$z_{i,j} = \langle \mathbf{y}, \boldsymbol{\varsigma}_{i,j} \rangle_n, a_{i,j} = \langle \mathbf{f}, \boldsymbol{\varsigma}_{i,j} \rangle_n, \delta_{i,j} = \langle \boldsymbol{\varepsilon}, \boldsymbol{\varsigma}_{i,j} \rangle_n.$$

Now, using $\boldsymbol{\vartheta} = 2$ in (9), the ACOSSO estimate is the minimizer of

$$\frac{1}{n}(\mathbf{y} - \mathbf{K}_\theta \mathbf{c} - \mathbf{b}\mathbf{1}_n)'(\mathbf{y} - \mathbf{K}_\theta \mathbf{c} - \mathbf{b}\mathbf{1}_n) + \mathbf{c}'\mathbf{K}_\theta \mathbf{c} + \lambda_1 \sum_{j=1}^p w_j^2 \theta_j, \tag{A10}$$

where $\mathbf{K}_\theta = \sum_{j=1}^p \theta_j \mathbf{K}_j$. Let $\mathbf{s} = \mathbf{O}'\mathbf{c}$ and $\mathbf{D}_j = (1/n^2)\mathbf{O}'\mathbf{K}_j\mathbf{O}$ is a diagonal matrix with diagonal elements ϕ_i . Then (A10) is equivalent to

$$(\mathbf{z} - \mathbf{D}_\theta \mathbf{s} - (\mathbf{b}, 0, \dots, 0)')'(\mathbf{z} - \mathbf{D}_\theta \mathbf{s} - (\mathbf{b}, 0, \dots, 0)') + \mathbf{s}'\mathbf{D}_\theta \mathbf{s} + \lambda_1 \sum_{j=1}^p w_j^2 \theta_j, \tag{A11}$$

where $\mathbf{D}_\theta = \sum_{j=1}^p \theta_j \mathbf{D}_j$. Straightforward calculation shows that this minimization problem is equivalent to

$$\ell(\mathbf{s}, \boldsymbol{\theta}) = \sum_{i=1}^m \sum_{j=1}^p (z_{ij} - \phi_i \theta_j s_{ij})^2 + \sum_{i=1}^m \sum_{j=1}^p \phi_i \theta_j s_{ij}^2 + \lambda_1 \sum_{j=1}^p w_j^2 \theta_j, \tag{A12}$$

where $s_{ij} = \boldsymbol{\varsigma}_{ij}'\mathbf{c}$, $i=1, \dots, m$, $j=1, \dots, p$ are distinct elements of \mathbf{s} .

Now, we first condition on $\boldsymbol{\theta}$ and minimize over \mathbf{s} . Given $\boldsymbol{\theta}$, $\ell(\mathbf{s}, \boldsymbol{\theta})$ is a convex function of \mathbf{s} and is minimized at $\widehat{\mathbf{s}}(\boldsymbol{\theta}) = \{\widehat{s}_{ij}(\theta_j)\}_{i=1}^m \}_{j=1}^p$, where $\widehat{s}_{ij}(\theta_j) = z_{ij}(1 - \phi_i \theta_j)$. Inserting $\widehat{\mathbf{s}}(\boldsymbol{\theta})$ into (A12) gives

$$\begin{aligned} \ell(\widehat{\mathbf{s}}(\boldsymbol{\theta}), \boldsymbol{\theta}) &= \sum_{i=1}^m \sum_{j=1}^p \frac{z_{ij}^2}{(1 + \phi_i \theta_j)^2} + \sum_{i=1}^m \sum_{j=1}^p \frac{\phi_i \theta_j z_{ij}^2}{(1 + \phi_i \theta_j)^2} + \lambda_1 \sum_{j=1}^p w_j^2 \theta_j \\ &= \sum_{i=1}^m \sum_{j=1}^p \frac{z_{ij}^2}{1 + \phi_i \theta_j} + \lambda_1 \sum_{j=1}^p w_j^2 \theta_j. \end{aligned} \tag{A13}$$

Notice that $\ell(\hat{\mathbf{s}}(\boldsymbol{\theta}), \boldsymbol{\theta})$ is continuous in θ_j ,

$$\frac{\partial^2 \ell(\hat{\mathbf{s}}(\boldsymbol{\theta}), \boldsymbol{\theta})}{\partial \theta_j^2} = 2 \sum_{i=1}^m \frac{z_{ij}^2 \phi_i^2}{(1 + \phi_i \theta_j)^3} > 0 \text{ for each } j \tag{A14}$$

and $\partial^2 \ell(\hat{\mathbf{s}}(\boldsymbol{\theta}), \boldsymbol{\theta}) / \partial \theta_j \partial \theta_k = 0$ for $j \neq k$. Therefore $\ell(\mathbf{s}, \boldsymbol{\theta})$ is convex and has a unique minimum, $\hat{\boldsymbol{\theta}}$.

Clearly, $P^j \hat{f} \equiv 0$ if and only if $\hat{\theta}_j = 0$. So it suffices to consider $\hat{\theta}_j$. As such, since we must have that $\theta_j \geq 0$, the minimizer, $\hat{\theta}_j = 0$ if and only if

$$\left. \frac{\partial}{\partial \theta_j} \ell(\hat{\mathbf{s}}(\boldsymbol{\theta}), \boldsymbol{\theta}) \right|_{\theta_j=0} \geq 0,$$

which is equivalent to

$$T = n \sum_{i=1}^m \phi_i z_{ij}^2 \leq n w_{j,n}^2 \lambda_{1,n}. \tag{A15}$$

If we assume that $P^j f = 0$, then we have $z_{ij} = \delta_{ij}$. In the following, we will obtain bounds for $E(T)$ and $\text{Var}(T)$ to demonstrate that T is bounded in probability when $P^j f = 0$. To this end, we first obtain bounds for $E(\delta_{ij}^2)$ and $\text{Var}(\delta_{ij}^2)$. Recall that $\delta_{ij} = (1/n) \boldsymbol{\xi}'_i \boldsymbol{\varepsilon}$ and that the individual elements of $\boldsymbol{\varepsilon}$ are independent with $E(\boldsymbol{\varepsilon}) = \mathbf{0}$. For notational convenience, let $\boldsymbol{\xi} = \boldsymbol{\xi}_{ij}$ which is some column of the \mathbf{O} matrix. Also, recall that the vector $\boldsymbol{\xi}$ is orthonormal with respect to the inner product in (A9). Now,

$$\begin{aligned} E(\delta_{ij}^2) &= \frac{1}{n^2} E[(\boldsymbol{\xi}' \boldsymbol{\varepsilon})^2] \\ &= \frac{1}{n^2} E \left(\sum_{a=1}^n \sum_{b=1}^n \xi_a \xi_b \varepsilon_a \varepsilon_b \right) \\ &= \frac{1}{n^2} \sum_{a=1}^n \xi_a^2 E(\varepsilon_a^2) \\ &\leq \frac{1}{n^2} \sum_{a=1}^n \xi_a^2 M_1 \\ &= \frac{M_1}{n} \end{aligned} \tag{A16}$$

where $M_1 = \max_a E(\varepsilon_a^2)$ which is bounded because of the sub-Gaussian condition (8).

The variance of δ_{ij}^2 is

$$\begin{aligned} \text{Var}(\delta_{ij}^2) &= \text{Var} \left(\sum_{a=1}^n \sum_{b=1}^n \xi_a \xi_b \varepsilon_a \varepsilon_b \right) \\ &= \sum_{a=1}^n \sum_{b=1}^n \sum_{c=1}^n \sum_{d=1}^n \xi_a \xi_b \xi_c \xi_d \text{Cov}(\varepsilon_a \varepsilon_b, \varepsilon_c \varepsilon_d). \end{aligned} \tag{A17}$$

But ε_a 's are independent, so $\text{Cov}(\varepsilon_a \varepsilon_b, \varepsilon_c \varepsilon_d) \neq 0$ only in the three mutually exclusive cases (i) $a = b = c = d$, (ii) $a = c$ and $b = d$ with $a \neq b$, or (iii) $a = d$ and $b = c$ with $a \neq b$. Thus, (A17) becomes,

$$\begin{aligned} \text{Var}(\delta_{ij}^2) &= \frac{1}{n^4} \left[\sum_{a=1}^n \xi_a^4 \text{Cov}(\varepsilon_a^2, \varepsilon_a^2) + 2 \sum_{a=1}^n \sum_{b \neq a}^n \xi_a^2 \xi_b^2 \text{Cov}(\varepsilon_a \varepsilon_b, \varepsilon_a \varepsilon_b) \right] \\ &\leq \frac{2}{n^4} \sum_{a=1}^n \sum_{b=1}^n \xi_a^2 \xi_b^2 \text{Var}(\varepsilon_a \varepsilon_b) \\ &\leq \frac{2M_2}{n^4} \left(\sum_{a=1}^n \xi_a^2 \right)^2 \\ &= \frac{2M_2}{n^2} \end{aligned} \tag{A18}$$

where $M_2 = \max_{a,b} \{ \text{Var}(\varepsilon_a \varepsilon_b) \}$ which is bounded because of the sub-Gaussian condition in (8). Notice that the derivations of the bounds in (A16) and (A18) do not depend on i or j (i.e., they do not depend on which column of \mathbf{O} that ξ comes from). Thus, the bounds in (A16) and (A18) are uniform for all i .

Using (A16) we can write $E(T)$ as

$$E(T) = n \sum_{i=1}^m \phi_i E[\delta_{ij}^2] \leq M_1 \sum_{i=1}^m \phi_i \sim M_1. \tag{A19}$$

Further, we can use (A18) to write $\text{Var}(T)$ as

$$\begin{aligned} \text{Var}(T) &= n^2 \text{Var} \left(\sum_{i=1}^m \phi_i \delta_{ij} \right) \\ &= n^2 \sum_{k=1}^m \sum_{l=1}^m \phi_k \phi_l \text{Cov}(\delta_{k,j}^2, \delta_{l,j}^2) \\ &\leq 2M_2 \sum_{k=1}^m \sum_{l=1}^m \phi_k \phi_l \\ &= 2M_2 \left(\sum_{k=1}^m \phi_k \right)^2 \\ &\sim 2M_2. \end{aligned} \tag{A20}$$

Finally, as n increases, (A19) and (A20) guarantee that the left-hand side of (A15) is bounded in probability when $P^j f = 0$. Assuming that $nw_{j,n}^2 \lambda_n^2 \xrightarrow{P} \infty$ or equivalently that $nw_{j,n}^2 \lambda_{1,n} \xrightarrow{P} \infty$ by Lemma 1, the right-hand side of (A15) increases to ∞ in probability. Therefore, if $P^j f = 0$ then $\hat{\theta}_j = 0$ with probability tending to one. If on the other hand $nw_{j,n}^2 \lambda_n^2 = O_p(1)$, then the probability that $T > nw_{j,n}^2 \lambda_{1,n}$ converges to a positive constant. Hence the probability that $\hat{\theta}_j > 0$ converges to a positive constant.

Proof of Corollary 2. It is straightforward to show that Theorem 1 still holds with $\mathcal{S}_{\text{per}}^2$ in place of \mathcal{S}^2 . Also recall from the proof of Corollary 1 that these weights satisfy the conditions of Theorem 1. Also, since $w_{j,n}^{-1} = O_p(n^{-2\gamma/5})$ for $j \in U$ we have $nw_{j,n}^2 \lambda_n^2 \xrightarrow{P} \infty$ for $j \in$

U whenever $\gamma > 3/4$. The conditions of Theorem 2 are now satisfied. Lastly, in light of Theorem 1, we also know that if $P^j f \neq 0$, the probability that $P^j \hat{f} \neq 0$ also tends to one as the sample size increases due to the consistency. Corollary 2 follows.

References

- Berlinet, A.; Thomas-Agnan, C. *Reproducing Kernel Hilbert Spaces in Probability and Statistics*. Norwell, MA: Kluwer Academic Publishers; 2004.
- Breiman L. Better subset selection using the nonnegative garrote. *Technometrics*. 1995; 37:373–384.
- Breiman L. Random forests. *Machine Learning*. 2001; 45(1):5–32.
- Breiman L, Friedman J. Estimating optimal transformations for multiple regression and correlation. *Journal of the American Statistical Association*. 1995; 80:580–598.
- Buja A, Hastie T, Tibshirani R. Linear smoothers and additive models (with discussion). *Annals of Statistics*. 1989; 17:453–555.
- Cleveland W. Robust locally weighted fitting and smoothing scatterplots. *Journal of the American Statistical Association*. 1979; 74:829–836.
- Craven P, Wahba G. Smoothing noisy data with spline functions: estimating the correct degree of smoothing by the method of generalized cross-validation. *Numerical Mathematics*. 1979; 31:377–403.
- Efromovich S, Samarov A. Adaptive estimation of the integral of squared regression derivatives. *Scandinavian Journal of Statistics*. 2000; 27(2):335–351.
- Fan J, Li R. Variable selection via nonconcave penalized likelihood and its oracle properties. *Journal of the American Statistical Association*. 2001; 96:1348–1360.
- Friedman J. Multivariate adaptive regression splines (with discussion). *Annals of Statistics*. 1991; 19:1–141.
- Friedman J. Greedy function approximation: A gradient boosting machine. *Annals of Statistics*. 2001; 29(5):1189–1232.
- Goldfarb, D.; Idnani, A. Dual and Primal-Dual Methods for Solving Strictly Convex Quadratic Programs. In: Hennart, JP., editor. *Numerical Analysis*. Berlin: Springer-Verlag; 1982.
- Gu, C. *Smoothing Spline ANOVA Models*. New York, NY: Springer-Verlag; 2002.
- Hastie, T.; Tibshirani, R. *Generalized Additive Models*. Chapman & Hall/CRC; 1990.
- Helton, J.; Marietta, M., editors. *Reliability Engineering and System Safety*. Vol. 69. 2000. Special issue: The 1996 performance assessment for the Waste Isolation Pilot Plant; p. 1-451.
- Knight K, Fu W. Asymptotics for lasso-type estimators. *Annals of Statistics*. 2000; 28:1356–1378.
- Lin Y. Tensor product space anova models. *Annals of Statistics*. 2000; 28(3):734–755.
- Lin Y, Zhang H. Component selection and smoothing in smoothing spline analysis of variance models. *Annals of Statistics*. 2006; 34(5):2272–2297.
- Nadaraya E. On estimating regression. *Theory of Probability and its Applications*. 1964; 9:141–142.
- Schimek, M., editor. *Smoothing and Regression: Approaches, Computation, and Application*. New York, NY: John Wiley & Sons, Inc.; 2000.
- Schwarz G. Estimating the dimension of a model. *Annals of Statistics*. 1978; 6(2):461–464.
- Stone C, Buja A, Hastie T. The use of polynomial splines and their tensor-products in multivariate function estimation. *Annals of Statistics*. 1994; 22(1):118–184.
- Stone C, Hansen M, Kooperberg C, Truong Y. 1994 wald memorial lectures - polynomial splines and their tensor products in extended linear modeling. *Annals of Statistics*. 1997; 25(4):1371–1425.
- Storlie C, Helton J. Multiple predictor smoothing methods for sensitivity analysis: Example results. *Reliability Engineering and System Safety*. 2008; 93(1):55–77.
- Tibshirani R. Regression shrinkage and selection via the lasso. *Journal of the Royal Statistical Society: Series B*. 1996; 58:267–288.
- Uteras F. Natural spline functions: Their associated eigenvalue problem. *Numerische Mathematik*. 1983; 42:107–117.
- van de Geer, S. *Empirical Processes in M-Estimation*. Cambridge University Press; 2000.

- Vaughn P, Bean J, Helton J, Lord M, MacKinnon R, Schreiber J. Representation of two-phase flow in the vicinity of the repository in the 1996 performance assessment for the Waste Isolation Pilot Plant. *Reliability Engineering and System Safety*. 2000; 69(1–3):205–226.
- Wahba, G. *Spline Models for Observational Data*; CBMS-NSF Regional Conference Series in Applied Mathematics; 1990.
- Wahba G, Wang Y, Gu C, Klein R, Klein B. Smoothing spline anova for exponential families, with application to the WESDR. *Annals of Statistics*. 1995; 23:1865–1895.
- Zou H. The adaptive lasso and its oracle properties. *Journal of the American Statistical Association*. 2006; 101(476):1418–1429.
- Zou H, Hastie T, Tibshirani R. On the "degrees of freedom" of the lasso. *Annals of Statistics*. 2007; 35(5):2173–2192.

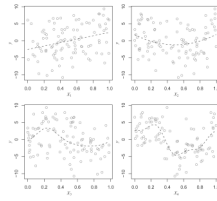


Figure 1. Plot of the true functional components, $P^j f, j = 1, \dots, 4$ along with the data for a realization from Example 1.

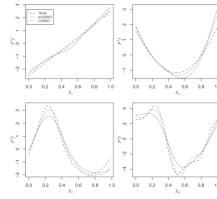
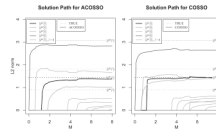


Figure 2.
Plot of $f^j, j = 1, \dots, 4$ along with their estimates given by ACOSSO, COSSO, and MARS for a realization from Example 1.



captionPlot of $\|P^j \hat{f}\|_{L_2}$ along with $\|P^j f\|_{L_2}$ by M for both ACOSSO and COSSO on a realization from Example 1.

Table 1

Definitions of the variables \hat{R} , $\hat{\alpha}$, $1 - \hat{\beta}$, and **model size** used to summarize the results of the simulations.

\hat{R}	is a monte carlo estimate of the estimation risk, $R(\hat{f}) = E\{\hat{f}(X) - f(X)\}^2$. Specifically, let the integrated squared error for a fixed estimate \hat{f} be given by $ISE = E_X\{f(X) - \hat{f}(X)\}^2$. The ISE is calculated for each realization via a monte carlo integration with 1000 points. The quantity \hat{R} is then the average of the ISE values over the $N = 100$ realizations.
$\hat{\alpha}$	is a monte carlo estimate of the type I error rate averaged over all of the uninformative functional components. Specifically, let $\hat{\alpha}_j$ be the proportion of realizations that $P^j \hat{f} \neq 0, j = 1, \dots, q$. Then $\hat{\alpha} = 1/ U \sum_{j \in U} \hat{\alpha}_j$ where $U = \{j : P^j f \equiv 0\}$ and $ U $ is the number of elements in U .
$1 - \hat{\beta}$	is a monte carlo estimate of the variable selection power averaged over all of the informative functional components. Specifically, let $\hat{\beta}_j$ be the proportion of realizations that $P^j \hat{f} = 0, j = 1, \dots, q$. Then $\hat{\beta} = 1/ U^c \sum_{j \in U^c} \hat{\beta}_j$ where U^c is the complement of U .
model size	is the number of functional components included in the model averaged over the $N = 100$ realizations.

Table 2

Results of 100 Realizations from Example 1 in the Uniform Case. The standard error for each of the summary statistics is given in parantheses.

	R^2	\bar{a}	$1 - \beta$	model size
ACOSSO-5CV-T	1.204 (0.042)	0.252 (0.034)	0.972 (0.008)	5.4 (0.21)
ACOSSO-5CV-C	1.186 (0.048)	0.117 (0.017)	0.978 (0.007)	4.6 (0.11)
ACOSSO-BIC-T	1.257 (0.048)	0.032 (0.008)	0.912 (0.012)	3.8 (0.08)
ACOSSO-BIC-C	1.246 (0.064)	0.018 (0.006)	0.908 (0.014)	3.7 (0.07)
COSSO	1.523 (0.058)	0.095 (0.023)	0.935 (0.012)	4.3 (0.15)
MARS	2.057 (0.064)	0.050 (0.010)	0.848 (0.013)	3.7 (0.08)
GAM	1.743 (0.053)	0.197 (0.019)	0.805 (0.011)	4.4 (0.13)
Random Forest	4.050 (0.062)	NA	NA	10.0 (0.00)
GBM	1.935 (0.039)	NA	NA	10.0 (0.00)
ORACLE	1.160 (0.034)	0.000 (0.000)	1.000 (0.000)	4.0 (0.00)

Table 3

Estimation Risk based on 100 realizations from Example 2 under various Covariance Structures; standard error given in parantheses.

	Compound Symmetry				Trimmed AR(1)		
	$\tau = 0$	$\tau = 1$	$\tau = 3$	$\rho = -0.5$	$\rho = 0.0$	$\rho = 0.5$	
ACOSSO-5CV-T	0.41 (0.01)	0.41 (0.01)	0.52 (0.01)	0.40 (0.01)	0.40 (0.01)	0.40 (0.01)	
ACOSSO-5CV-C	0.42 (0.01)	0.40 (0.01)	0.43 (0.01)	0.40 (0.01)	0.40 (0.01)	0.40 (0.01)	
ACOSSO-BIC-T	0.42 (0.01)	0.41 (0.01)	0.60 (0.02)	0.42 (0.01)	0.39 (0.01)	0.42 (0.01)	
ACOSSO-BIC-C	0.42 (0.01)	0.42 (0.01)	0.47 (0.01)	0.45 (0.02)	0.39 (0.01)	0.43 (0.01)	
COSSO	0.48 (0.01)	0.60 (0.01)	0.54 (0.01)	0.60 (0.02)	0.57 (0.01)	0.57 (0.01)	
MARS	0.97 (0.02)	0.66 (0.01)	1.05 (0.02)	0.64 (0.01)	0.62 (0.01)	0.64 (0.01)	
GAM	0.49 (0.01)	0.52 (0.01)	0.50 (0.01)	0.52 (0.01)	0.52 (0.01)	0.52 (0.01)	
Random Forest	1.86 (0.01)	1.50 (0.01)	0.76 (0.00)	1.26 (0.01)	1.19 (0.01)	1.25 (0.01)	
GBM	0.73 (0.01)	0.52 (0.01)	0.47 (0.00)	0.58 (0.01)	0.58 (0.01)	0.57 (0.01)	
ORACLE	0.30 (0.00)	0.28 (0.00)	0.27 (0.00)	0.29 (0.00)	0.29 (0.01)	0.29 (0.01)	

Table 4

Estimation Risk based on 100 realizations from Example 3 with $n = 100, 250,$ and 500 ; standard error given in parantheses.

	$n = 100$	$n = 250$	$n = 500$
ACOSSO-5CV-T	0.139 (0.017)	0.055 (0.001)	0.034 (0.001)
ACOSSO-5CV-C	0.120 (0.011)	0.055 (0.001)	0.036 (0.001)
ACOSSO-BIC-T	0.200 (0.027)	0.054 (0.001)	0.034 (0.001)
ACOSSO-BIC-C	0.138 (0.016)	0.050 (0.001)	0.034 (0.001)
COSSO	0.290 (0.016)	0.093 (0.002)	0.057 (0.001)
MARS	0.245 (0.021)	0.149 (0.009)	0.110 (0.008)
GAM	0.149 (0.005)	0.137 (0.001)	0.136 (0.001)
Random Forest	0.297 (0.006)	0.190 (0.002)	0.148 (0.001)
GBM	0.126 (0.003)	0.084 (0.001)	0.065 (0.001)
ORACLE	0.071 (0.003)	0.042 (0.001)	0.029 (0.000)

Table 5

Average CPU time (in seconds) for each method to compute a model fit (including tuning parameter selection) for the various sample size simulations of Example 3.

	$n = 100$	$n = 250$	$n = 500$
ACOSSO-5CV-T	8.7	47.2	155.2
ACOSSO-5CV-C	10.5	49.7	163.6
ACOSSO-BIC-T	3.0	11.9	89.0
ACOSSO-BIC-C	3.9	26.6	118.4
COSSO	7.5	43.4	150.1
MARS	9.2	11.2	13.6
GAM	5.7	7.9	11.3
Random Forest	0.3	6.4	15.3
GBM	4.2	9.1	17.0

Table 6

Estimated Prediction Risk for Real Data Examples; standard error given in parantheses. Risk for BRNREPTC10K for the WIPP data is in units of $100m^6$

	Ozone	Tecator	WIPP
ACOSSO-BIC-T	15.07 (0.07)	1.44 (0.02)	1.04 (0.00)
ACOSSO-BIC-C	14.81 (0.08)	1.38 (0.02)	1.05 (0.01)
COSSO	15.99 (0.06)	0.88 (0.02)	1.30 (0.01)
MARS	14.24 (0.12)	3.01 (0.17)	1.12 (0.01)
GAM	15.91 (0.12)	592.52 (4.26)	1.83 (0.01)
Random Forest	18.11 (0.07)	14.35 (0.10)	1.29 (0.01)
GBM	10.69 (0.00)	3.35 (0.00)	0.97 (0.00)