

Published in final edited form as:

Tetrahedron. 2011 September 2; 67(35): 6497–6512. doi:10.1016/j.tet.2011.06.008.

Development of a Double Allylboration Reagent Targeting 1,5-*syn*-(*E*)-Diols: Application to the Synthesis of the C(23)-C(40) Fragment of Tetrafibricin

Philippe Nuhant, Jeremy Kister, Ricardo Lira, Achim Sorg, and William R. Roush*

^aDepartments of Chemistry, The Scripps Research Institute, Florida, 130 Scripps Way, Jupiter, FL 33458, USA

Abstract

Interest in the synthesis of the C(23)-C(40) fragment **2** of tetrafibricin prompted us to develop a new method for the synthesis of 1,5-*syn*-(*E*)-diols. Toward this end, the kinetically controlled hydroboration of allenes **6**, **33**, *ent*-**39**, **42** and **45** with the Soderquist borane **25R** were studied. Tetrabutylammonium allenyltrifluoroborate **45** gave superior results and was utilized in a double allylboration sequence with two different aldehydes to provide the targeted 1,5-*syn*-(*E*)-diols in generally high yields (72–98%), and with high enantioselectivity (>95% e.e.), diastereoselectivity (d.r. >20:1), and (*E*)/(*Z*) selectivity (>20:1). This new method was applied to the synthesis of the C(23)-C(40) fragment **2** of tetrafibricin.

Keywords

Studies on the synthesis of tetrafibricin; Double allylboration; Allene hydroboration, kinetically controlled; Tetrabutylammonium allenyltrifluoroborate; Stereoselective synthesis of *syn*-1,5-*E*-diols

1. Introduction

The 1,5-*syn*-(*E*)-diol substructure is found in a variety of natural products.¹ One of the strategies used to access 1,5-*syn*-(*E*)-diols, developed by Cossy and co-workers in their work on the total synthesis of tetrafibricin (Figure 1), involves an iterative allyltitanation-cross metathesis-allyltitanation sequence.^{2,3} This strategy provides the 1,5-*syn*-(*E*)-diol motif with good levels of diastereoselectivity. In 2004, Leighton published a method for synthesis of 1,5-*syn*-(*E*)-diols *via* a unique intramolecular alkyne silylformylation-allylsilylation reaction sequence that proceeds in modest yield and with modest diastereoselectivity.⁴ A key sequence in Nicolaou's total synthesis of marinomycin A involved a Horner-Wadsworth-Emmons olefination and a *syn*-reduction of the carbonyl group that provided the 1,5-*syn*-(*E*)-diol unit with good diastereoselectivity.⁵ In 2010, Friestad published a method for synthesis of the 1,5-(*E*)-diol unit of tetrafibricin involving the iterative Julia-Kociensky olefination of chiral aldehydes using a chiral α -silyloxy- γ -sulfonylnitrile.⁶ As an alternative, we anticipated that use of a bifunctionalized allylmetal reagent could provide convenient, one-pot access to the 1,5-*syn*-(*E*)-diol motif.⁷ Only a few chiral bifunctionalized allylmetal reagents have been reported that provide a high level of stereochemical control in such processes.⁸ Our group has developed several chiral 1,3-bifunctionalized allylborane

reagents,^{8c-e} and have successfully utilized these reagents in studies on the synthesis of polyhydroxylated natural products.⁹

We report herein the development of a new 1,3-bifunctionalized allylborane reagent that enables the targeted 1,5-*syn*-(*E*)-diol motif to be synthesized with excellent stereochemical control. We demonstrate the utility of this new method in the synthesis of the C(23)-C(40) fragment of tetrafibricin (**1**).

2. Background

2.1 Studies on the Synthesis of Tetrafibricin

The present research was motivated by our interest in the synthesis of tetrafibricin, and especially the C(23)-C(40) fragment **2** (Scheme 1). Tetrafibricin (**1**) is a structurally unique natural product isolated in 1993 from *Streptomyces neyagawaensis*.¹⁰ It displays potent anti-aggregation properties against human platelets by blocking the glycoprotein (GP)IIb/IIIa receptor on the platelet surface, which is important for blood clotting.¹¹ The stereochemistry was assigned by Kishi based on ¹H NMR database technology, including NMR measurements in chiral solvents.^{1b} The total synthesis of tetrafibricin has not yet been reported, which is necessary to confirm the relative stereochemistry assignment and to set the stage for biological structure-function studies. Our group reported the synthesis of the tetrafibricin C(1)-C(19) fragment,¹² and contributions from several other laboratories have also appeared.^{2, 6, 13} We recently published a preliminary communication describing the synthesis of the C(23)-C(40) fragment **2**,¹⁴ via the fragment coupling of **3** and **4** with a new bifunctional allylborane reagent. We provide herein the details of this effort, focusing on the studies leading to the development of the new double allylborating agent.

2.2 The Double Allylboration Reaction

In 2002 our group reported highly diastereo- and enantioselective syntheses of 1,5-*anti*-(*E*) (**10**) and 1,5-*syn*-(*Z*) (**15**) diols via a double allylboration sequence (Scheme 2).^{8c}

Hydroboration of allenes **6**^{8c} and **11**^{8c} using *d*-diisopinocampheylborane (^dIpc₂BH)¹⁵ provides the kinetic hydroboration products **7** and **12**, which undergo rapid (*Z*) to (*E*) isomerization via a [1,3]-boratropic shifts¹⁶ to give the observed (thermodynamic) allylboranes **8** and **13**.

The allylboration reaction of these reagents with aldehydes proceeds via chair-like transition states **TS-1** or **TS-3** to generate *anti*-β-alkoxyallylboronates **9** and **14**, respectively. Treatment of *anti*-β-alkoxyallylboronate **9** with a second aldehyde proceeds via the chair-like transition state **TS-2** with the methallylboronate α-substituent in an equatorial position. This leads to the formation of the 1,5-*anti*-diol **10** with an intervening (*E*)-olefin. However, due to severe steric interactions the α-substituent in methallylboronate **14** occupies an axial position in the second allylboration transition state **TS-4**, leading to the formation of the 1,5-*syn* diol **15** with an embedded (*Z*)-olefin. Accordingly, we turned our efforts to the synthesis of the 1,5-*syn*-(*E*)-diol configuration, which is not accessible via these first-generation double allylboration reactions, but which is required for the synthesis of the C(23)-C(40) fragment of tetrafibricin.

3. Results and Discussion

3.1 Initial Attempts to Extend the Double Allylboration Reaction to the Synthesis of 1,5-*syn*-(*E*)-Diols **17** via Kinetically Controlled Hydroboration of Allenylboronates with Ipc₂BH

We anticipated that if the [1,3]-boratropic shifts¹⁶ of **7** and **12** could be prevented by performing the hydroboration of **6** or **11** at low temperatures, we could access to the *syn*-β-

alkoxyallylboronates **16** and **18**, respectively. If so, we expected (by analogy to transition states **TS-2** and **TS-4** in Scheme 2) that the subsequent allylboration of **16** or **18** would provide the 1,5-*syn*-(*E*)-diol **17** and 1,5-*anti*-(*Z*)-diol **19** with synthetically useful selectivity (Scheme 3).

Accordingly, we attempted to generate (*Z*)-allylborane **21** via the kinetic hydroboration of allene **20** with $^1\text{Ipc}_2\text{BH}^{15}$ under a range of reaction conditions (including variations of the solvent, reaction temperature, and time), including the use of Wilkinson's catalyst to perform the hydroboration at low temperature.¹⁷ However, when the reagent generated under these conditions was treated with hydrocinnamaldehyde at $-78\text{ }^\circ\text{C}$, the targeted 1,5-*syn*-(*E*)-diol *ent*-**17a** was consistently the minor product and was not obtained with acceptable selectivity (Scheme 4 and Table 1).

When the hydroboration reaction of **20** was performed at $-20\text{ }^\circ\text{C}$ for 30 min followed by treatment with hydrocinnamaldehyde at $-78\text{ }^\circ\text{C}$, a mixture of the 1,5-*syn*-(*E*)-diol *ent*-**17a**, the 1,5-*anti*-(*E*)-diol diastereomer *ent*-**10a**, and the 1,5-*anti*-(*Z*)-diol **19g** were obtained with 1:11:1 selectivity, with favor of *ent*-**10a** predominating (entry 1, Table 1). This result can be explained by a rapid [1,3]-boratropic shift¹⁶ that converts **21** to **22**. This isomerization also occurred rapidly at $-30\text{ }^\circ\text{C}$ (entry 2), as the hydroboration performed at this temperature resulted in a 1 : 6.2 : 0.8 mixture of products, again favoring the 1,5-*anti*-(*E*)-diol *ent*-**10a**. Allene hydroboration experiments performed using Wilkinson's catalyst at $-78\text{ }^\circ\text{C}$ (entry 3) gave a somewhat improved ratio of *ent*-**17a** to *ent*-**10a**, however the ratio these two diols was only ca. 1: 1, and a comparable amount of *ent*-**19g** was also obtained. These experiments were compromised by the poor solubility of $^1\text{Ipc}_2\text{BH}$ especially at low temperatures, resulting in incomplete conversion and poor overall yields.

3.2. Synthesis of 1,5-*anti*-(*Z*)-Diols via the Kinetically Controlled Hydroboration of **11** using Soderquist's Borane

The inability to generate the bis-boryl reagent **21** with acceptable selectivity for use as a precursor to 1,5-*syn*-(*E*)-diols *ent*-**17a** prompted us to reevaluate our strategy. It was apparent from the results in Table 1 that we needed to identify a chiral dialkylborane for the allene hydroboration reaction such that the kinetic allylic borane products would undergo the 1,3-boratropic shift very slowly, if at all. Soderquist had published a series of papers in which allylboration reactions were performed with crotylboranes containing the 10-TMS-9-borabicyclo[3.3.2]decane auxiliary (TBBD).¹⁸ These reagents demonstrated remarkable stability towards thermal isomerization:¹⁹ the (*Z*)-crotyl-TBBD **23** isomer is reported to isomerize to (*E*)-crotyl-TBBD **24** with a half-life of approximately one week at room temperature (Scheme 5).

This observation suggested that it might be possible to slow the isomerization of **7** to **8**, or of **12** to **13** (Scheme 2) by replacing Ipc_2BH in the hydroboration step with the Soderquist borane, 10-TMS-9-borabicyclo[3.3.2]decane hydride (TBBD-H; **25**). If this hypothesis was confirmed, it would allow us to access the 1,5-*syn*-(*E*)-diol **17** starting from allene **6** and the 1,5-*anti*-(*Z*)-diol **19** starting from the allene **11** with the tetraphenylethylene glycol boronate ester.

We began by studying the hydroboration of allene **11** with the Soderquist borane **25**, en route to the 1,5-*anti*-(*Z*)-diol *ent*-**19**. The unstable TBBD-H **25R**^{8d, 20, 21} was generated *in situ* from the borohydride **26R** (which we store in a glove box) by treatment with TMSCl . The resulting solution of borane **25R** was then treated with allene **11** at $-10\text{ }^\circ\text{C}$ for 5 h. At that point, the solution of *in situ* generated reagent **27** was subjected to a standard double allylboration protocol, involving treatment of **27** with an aldehyde (R^1CHO) at $-78\text{ }^\circ\text{C}$ typically for 4–12 h and then with a second aldehyde (R^2CHO) at $0\text{ }^\circ\text{C}$ to $20\text{ }^\circ\text{C}$ for 12–24 h.

Pleasingly, this protocol provided 1,5-*anti*-(*Z*)-diols *ent*-**19** in 67–86% yields, with ca. 12–13:1 diastereoselectivity and with 94–96% enantiomeric excess (% e.e.) (Scheme 6).^{8d}

3.3. Studies of the Kinetically Controlled Hydroboration of 2-Allenyl-(1,3,2)-dioxaborinane **6** with the Soderquist Borane

In view of the success demonstrated in Scheme 6 for the highly stereoselective synthesis of 1,5-*anti*-(*Z*)-diols *ent*-**19** via the kinetically controlled hydroboration of **11** using the Soderquist borane **25**,^{8d} we attempted to extend this chemistry to the kinetically controlled hydroboration of allene **6**. Based on the examples summarized in Scheme 2 for reagent **8**,^{8c} we expected that double allylboration of **28** (Scheme 7) would provide the targeted 1,5-*syn*-(*E*)-diols *ent*-**17a** with synthetically useful selectivity, assuming that the hydroboration of **6** proceeded with kinetic control as demonstrated in Scheme 6 for **11**. Accordingly, studies of the hydroboration of **6** were initiated with the experiments summarized in Scheme 7. For these initial studies, the stereoselectivity of the hydroboration was assessed by subjecting the derived allylboranes **28/29** to an allylation-oxidation sequence with benzaldehyde, which provided **30** and its *anti* diastereomer **31**.

Best results were obtained when the hydroboration reaction of **6** was performed at –10 °C for 1 h with the Soderquist borane **25R** (entry 1, Scheme 7). This resulted in the formation of *syn* diol **30** with 10:1 diastereoselectivity. However, increasing the reaction time from 1 h to 5 h led in an erosion of the diastereoselectivity, with the 1,2-*syn* diol **30** being favored by only 1.5:1 over its *anti* diastereomer (entry 2). This result indicates that the [1,3]-boratropic rearrangement¹⁶ of the kinetically formed (*Z*)- γ -boryl allylborane **28** occurs rapidly at –10 °C to give the thermodynamically favored (*E*)- γ -boryl allylborane **29**. Thus, control of the reaction time and temperature for the hydroboration reaction of **6** is crucial.

By using the conditions for the hydroboration of **6** defined in Scheme 7, we examined the double allylboration sequence of **28** using benzaldehyde and hydrocinnamaldehyde (Scheme 8). This experiment provided the targeted 1,5-*syn*-(*E*)-diol *ent*-**17b** as the major product in 95% e.e., but as a ca. 4:1 mixture with the 1,5-*anti*-(*Z*)-isomer *ent*-**19a**.

This result (which is consistent with the results presented in Scheme 4) indicated that there was incomplete control of the transition states, with ca. 80% of the product (*ent*-**17b**) deriving from **TS-5**, and the remaining ca. 20% deriving from **TS-6**. While the reasons for the poor stereoselectivity of this transformation are not certain, it is conceivable that non-bonded interactions between the (1,3,2)-dioxaborinane unit and the group α to boron might destabilize **TS-5** compared to **TS-6**, which are diastereomeric to **TS-2** and **TS-4** in Scheme 2 (discounting the differences in the structures of the Ipc₂B— unit in **TS-2/TS-4** and the TBBD unit in **TS-5/TS-6**).

We attempted to improve the reaction diastereoselectivity by changing the reaction solvent and using hydrocinnamaldehyde as the substrate (Scheme 9). However, these experiments resulted in significant erosion of the reaction diastereoselectivity, compared to the results summarized in Scheme 8 for reactions performed in CH₂Cl₂.

These results prompted us to abandon studies of allene **6** as a precursor to the targeted 1,5-*syn*-(*E*)-diols *ent*-**17a**, and to explore other options for their synthesis.

3.4. Diisopropyl Allenylboronate **33** as a Possible Precursor to 1,5-*syn*-(*E*)-Diols *ent*-**17a**

In view of our speculation that non-bonded interactions involving the (1,3,2)-dioxaborinane unit of **32** might contribute to the destabilization of **TS-5** (Scheme 8), we decided to examine allenylboronate **33** with a conformationally flexible diisopropylboronate ester as the starting point for these experiments. The hydroboration reaction of **33** with the

Soderquist borane **25R** was optimized by using an allylation-oxidation sequence with benzaldehyde similar to the one described with the allene **6** (Scheme 10).

A 5.3:1 mixture of 1,2-*syn*-diol **30** and the 1,2-*anti* diastereomer **31** was obtained when the hydroboration of **33** with **25R** was performed at $-10\text{ }^{\circ}\text{C}$ for 1 h (entry 1, Scheme 10). Increasing the hydroboration time from 1 h to 2 h led to a slightly decreased diastereoselectivity (4.3:1 favoring **30**, entry 2). This result suggests that the [1,3]-boratropic rearrangement¹⁶ of the kinetically formed (*Z*)- γ -boryl allylborane **34** to the (*E*)- γ -boryl allylborane **35** is competitive with the hydroboration at $-10\text{ }^{\circ}\text{C}$. The optimal diastereoselectivity was obtained by performing the hydroboration at $-20\text{ }^{\circ}\text{C}$ for 1 h (entry 3). By using these optimized hydroboration conditions, the double allylboration sequence using hydrocinnamaldehyde leading to 1,5-*syn*-(*E*)-diol *ent*-**17a** was examined (Scheme 11). Unfortunately, the product was obtained with only 2.7:1 diastereoselectivity (ratio of *ent*-**17a**:*ent*-**19g**). Once again, it became necessary to explore alternative strategies to improve the diastereoselectivity of the second step of the double allylboration sequence leading to *ent*-**17a**.

3.5. Studies of the Kinetic Hydroboration and Allylboration Reactions of Pinanediol Allenylboronates **39** and *ent*-**39**

An (*E*)-selective allylboration of aldehydes leading to (*E*)-5-hydroxy-2-penten-3-ones **37** was developed in our laboratory (Scheme 12),²² via the $\text{BF}_3\cdot\text{OEt}_2$ promoted reaction of the α -alkyl allenylboronate **36** with aldehydes.²³ Of the two possible transition states, **TS-7** and **TS-8**, we suggested that the Lewis acid selectively coordinates with the most accessible α -face lone pair of electrons on the oxygen atom distal to the angular methyl group to minimize steric interactions. The alternative **TS-8**, in which the Lewis acid coordinates with the β -face oxygen non-bonded lone pair, is disfavored due to a 1,3-*syn*-pentane interaction between the pseudoaxial methyl group and the BF_3 unit.

These results suggested that an analogous strategy might be applicable to the synthesis of targeted 1,5-*syn*-(*E*)-diols **17**. Thus, hydroboration of the pinanediol allenylboronates **39** or its enantiomer *ent*-**39** with TBBD-H **25R**, followed by double allylboration with the second allylboration step performed in a presence of a Lewis acid, was expected to proceed via a transition state similar to **TS-7** to give the targeted 1,5-*syn*-(*E*)-diols *ent*-**17a**. Accordingly, we optimized the hydroboration reaction by using an allylation-oxidation sequence with benzaldehyde (Scheme 13).

The hydroboration reaction of allene **39** with borane **25R** at $0\text{ }^{\circ}\text{C}$ for 2 h resulted in the formation of **30** in less than 30% yield and with a diastereoselectivity of 3.2:1, but with excellent enantioselectivity (96% e.e.) (entry 1, Scheme 13). The same reaction was performed, switching the allene **39** for its enantiomer *ent*-**39** to determine if there is a double diastereoselection²⁴ component to the selectivity of the allylation reaction. This experiment led to the formation of the diol **30** with 48% yield, 3.2:1 diastereoselectivity and 97% e.e. (entry 2). These results showed that the chirality of the pinanediol moiety does not affect the stereoselectivity of the steps leading to diol **30**. By decreasing the reaction time from 2 h to 40 min led to an improvement of the diastereoselectivity, 8.1:1 in favor of the 1,2-*syn*-diol **30** (entry 3). Performing the hydroboration reaction at $-10\text{ }^{\circ}\text{C}$ for 1 h resulted in an increase in the diastereoselectivity of the overall reaction process leading to **30** (12:1) (entry 4). However, increasing the reaction time from 1 h to 2 h resulted in a lower selectivity (8.1:1) (entry 5). Use of hydrocinnamaldehyde in the allylboration sequence gave diol **40** in 85% yield with a diastereoselectivity of 7.3:1 (entry 6). Unfortunately, when these optimized hydroboration conditions were applied in a double allylboration sequence using hydrocinnamaldehyde and $\text{BF}_3\cdot\text{Et}_2\text{O}$ during the second allylboration reaction, the 1,5-*syn*-(*E*)-diol *ent*-**17a** and 1,5-*anti*-(*Z*)-diol *ent*-**19g** were obtained in 83% yield but with a

disappointing 2.7:1 ratio favoring the (*Z*)-diol *ent*-**19g** (Scheme 14). Attempts to increase the selectivity of the double allylboration reaction by performing the second allylboration in the presence of other Lewis or Brønsted acids (TiCl₄, SnCl₄, Et₂AlCl, BCl₃, TfOH, TFA, Sc(OTf)₃) were unsuccessful.

3.6. Studies of Double Allylmetallation Reactions Starting with Allenyltributylstannane **42**

Although double allylboration reactions starting with allenylboronates **6**, **20**, **33**, and **39** with the Soderquist borane **25R** failed to provide 1,5-*syn*-(*E*)-diol *ent*-**17** with acceptable diastereoselectivity, the hydroboration step proved to be efficient and kinetically controlled for formation of the required (*Z*)-allylic borane species. Accordingly, we decided to explore the use of **25R** as a hydroborating reagent with other allenes that could be employed as precursors to the targeted 1,5-*syn*-(*E*)-diols. In particular, we were attracted to the use of allenylstannane **42** since the Lewis acid mediated reactions of allylstannanes with aldehydes are well established.²⁵ With the aim of employing *syn*- β -alkoxyallylstannanes **44a** and **44b** as double allylmetallation intermediates, our attention turned to the hydroboration of the readily available allenylstannane **42**²⁶ with **25R** which would provide the kinetic (*Z*)-bimetallic allylboration **43**. This intermediate was expected to undergo an allylboration reaction with an aldehyde to provide **44a** or **44b**, which could react with a second aldehyde in the presence of Lewis acid. Two transition states **TS-9** and **TS-10** could be envisioned for the second allylation step. The synclinal transition state^{25d} **TS-9** would provide the desired 1,5-*syn*-(*E*)-diol *ent*-**17a**, *ent*-**17c** or *ent*-**17b**. Alternatively, the antiperiplanar transition state²⁵ **TS-10** would give the undesired 1,5-*anti*-(*E*)-diol *ent*-**10a**, *ent*-**10c** or *ent*-**10b**, depending on the aldehydes employed (Scheme 15).

We first studied the hydroboration of **42** with the Soderquist borane **25R** by using an allylboration sequence with hydrocinnamaldehyde. This provided the unstable *syn*- β -alkoxyallylstannane **44a** with >15:1 selectivity when the hydroboration reaction was performed in dichloromethane at 0 °C for 1 h. In order to confirm the stereochemistry of **44a**, we performed a subsequent allylstannation of **44a** with benzaldehyde in presence of BF₃•Et₂O at -78 °C for 4 h, which resulted in the formation of a 4:1 mixture of the 1,5-*syn*-(*E*)-diol *ent*-**17c** and 1,5-*anti*-(*E*)-diol *ent*-**10c** in 81% yield; the enantiomeric purity of *ent*-**17c** was 94% e.e. (Mosher analysis). In an attempt to improve the diastereoselectivity, we examined the influence of the solvent on the reaction. When the hydroboration reaction of **42** was performed in Et₂O, product *ent*-**17c** was obtained in only 2% yield, but with >15:1 diastereoselectivity. When the reaction was made in toluene, we obtained a 2:1 mixture of *ent*-**17c** and *ent*-**10c** in 40% yield (entry 3, Scheme 15). We also examined other Lewis Acids such as Ti(OiPr)₄/S-Binol,²⁷ Yb(OTf)₃,²⁸ ZnBr₂, AgOTf/S-Binap,²⁹ FeCl₃ to improve the selectivity of the second allylstannation reaction, but without success. These experiments resulted either in no reaction, degradation or Peterson type elimination³⁰ of the *syn*- β -alkoxyallylstannane **44a**.

Attempts to improve the reaction diastereoselectivity by performing the second allylation at lower temperatures met with some success. When the second allylation reaction of **44a** was performed at 0 °C, we obtained allylation products in 72% yield but with diminished selectivity (2:1 in favor of *ent*-**17c**, entry 1, Table 2). However, performing the second allylation reaction at -90 °C (entry 2) enabled us to obtain the 1,5-diol products in 81% yield, with slightly better selectivity (5:1). Further reductions of the reaction temperature, to -110 °C, required that we use a co-solvent such as Et₂O or pentane that does not freeze at this temperature. Use of Et₂O as the co-solvent led to improvement in the selectivity (11:1) but the yield was only 30% (entry 3). Use of pentane as co-solvent provided *ent*-**17c** in 66% yield and 10:1 selectivity (entry 4). Because of the difficulty maintaining the cold bath at such a low temperature for a long period, we ran the reaction in a mixture of dichloromethane and pentane (1:3) at -78 °C for 3 h and were pleased to find that the 1,5-

syn-(*E*)-diol **ent-17c** was produced in 73% yield with 6:1 selectivity (entry 5). Investigations by Keck and Denmark suggest that a synclinal arrangement of the π -systems (C=O and C=C) in the transition state (comparable to **TS-9**) is favored as this allows stabilization of the transition state through frontier orbital interactions and minimization of charge transfer;³¹ thus, performing the reactions at low temperatures in non-polar solvent systems might accentuate these effects. Further reduction of the solvent polarity by increasing the ratio of pentane-dichloromethane to 4:1 at -78 °C provided 1,5-*syn*-(*E*)-diol **ent-17c** with 7:1 d.s. (entry 6).

Similar diastereoselectivity but a lower yield (57%) was obtained when hydrocinnamaldehyde was used instead of benzaldehyde (compound **ent-17a** and **ent-10a**; entry 7). However, when benzaldehyde was used for first allylboration, followed by use of hydrocinnamaldehyde in the second allylstannation step, using the same conditions described as above, a 51% yield of a 4:1 mixture of 1,5-*syn*-(*E*)-diol **ent-17b** and 1,5-*anti*-(*E*)-diol **ent-10b** was obtained favoring of **ent-17b** (93% e.e.; entry 8). While these results were encouraging, we sought a significantly more stereoselective method for synthesis of the targeted 1,5-*syn*-(*E*)-diols.

3.7. Development of the Double Allylboration Agent **46** Starting from Tetrabutylammonium Allenyltrifluoroborate **45**

We were intrigued by several publications from Batey's laboratory, who reported allylation and crotylation of aldehydes using potassium allyl and crotyltrifluoroborates.³² These data stimulated the idea that it should be possible to generate a double allylboration reagent, specifically the (*Z*)- γ -boryl allyltrifluoroborate **46**, via the kinetically controlled hydroboration of tetrabutylammonium allenyltrifluoroborate **45** with the Soderquist borane, **25S** (Scheme 16). Based on the Batey precedent, it was expected that allylic trifluoroborate **47** could be converted to allylboron difluoride **48** upon treatment with an appropriate Lewis acid. Further, and most importantly, it was anticipated that **48** would undergo aldehyde allylboration reactions with much greater stereoselectivity than with **32** previously studied (Scheme 8), owing to the smaller size of the difluoroborane unit of **48** compared to the (1,3,2)-dioxaborinane unit in **32** (e.g., compare **TS-11** for **48** with **TS-5** for **32**).

Studies of the hydroboration of **45** commenced with the experiments summarized in Table 3. Initially, the hydroboration of allene **45** (1.3 equiv) was performed with the Soderquist borane, **25S**, at 0 °C for 1 h. The solution was cooled to -78 °C and then benzaldehyde (0.7 equiv) was added. The reaction was maintained at -78 °C for 4 h, then was worked up oxidatively. This provided 1,2-*syn*-diol **ent-30** as a 5.7:1 mixture of diastereomers, along with the unexpected (*E*)-1,5-*syn*-diol **17d** (Table 3, entry 1). The formation of **17d** suggested that allylboron difluoride **48** was forming during the reaction.

A significant improvement of the product diastereoselectivity (16:1) was realized by performing the hydroboration at -10 °C for 1 h (entry 2), suggesting that the rate of boratropic isomerization of **46** can be controlled by keeping the reaction temperature below -10 °C. However, **ent-30** and **17d** were still formed in ca. 3:1 ratio. Attempts to reduce any residual benzaldehyde, by addition of DIBAL prior to the oxidative workup did not eliminate **17d** as a reaction product (entry 3), suggesting that **17d** is formed during the allylboration reaction at -78 °C and not during workup. The best diastereoselectivity for **ent-30** (> 20:1) was obtained from experiments in which the hydroboration reaction was run at -30 °C (entries 5, 6), which suggested that under these conditions the [1,3]-boratropic isomerization of **46** to the corresponding (*E*)-isomer is essentially suppressed. Examination of the reaction in other solvents led to the discovery that the competitive abstraction of fluoride ion from **47** to give **48** (the precursor to **17d**) could also be suppressed (entries 7, 8, and 9). Best results were obtained (entry 9) when the hydroboration/allylboration sequence

was performed in a 15:1 mixture of toluene and CH₂Cl₂ (CH₂Cl₂ is needed owing to the poor solubility properties of **45** in toluene). Under these conditions, the 1,2-*syn*-diol *ent*-**30** was obtained in 87% yield, with 97% e.e., and >20:1 d.r. after oxidative workup. These data demonstrate that **46** is obtained with very high stereoselectivity via the kinetically controlled hydroboration of **45**, and also that the first allylboration reaction provides the intermediate β -alkoxyallyltrifluoroborate **47** with excellent stereochemical control.

Next, we applied these optimized reaction conditions to the double allylboration reaction leading to the targeted 1,5-*syn*-(*E*)-diols **17** (Table 4). This next phase of the reaction development was facilitated by addition of BF₃•OEt₂ to the intermediate β -alkoxyallyltrifluoroborate **47**.³³ This smoothly generated the allylic boron difluoride intermediate **48**, which reacted with the second aldehyde to give the targeted 1,5-*syn* diol **17**. The amount of the aldehyde used in the first allylboration reaction proved to be important for avoiding the homo-coupling double allylboration products **17d** (deriving from the first aldehyde) and **17a** (deriving from the second aldehyde). Optimized reaction conditions (Table 4, entry 2) were found by using 1.3 equiv of the allene **45**, 0.85 equiv of the first aldehyde, 1.5 equiv of BF₃•Et₂O and 1.2 equiv of second aldehyde. This combination provided the 1,5-*syn*-diol-(*E*) **17** in 73% yield, with excellent enantioselectivity (>95% e.e.), diastereoselectivity (d.r. >20:1), and (*E*)/(*Z*) ratio (>20:1).

By using these optimized reaction conditions (Table 4, entry 2), a series of double allylboration reactions were performed to demonstrate the scope and utility of this new procedure (see Scheme 17). These results demonstrate that the long-sought 1,5-*syn*-(*E*)-diols **17** are obtained in 72–98% yields, >95% e.e., >20:1 d.r., and with >20:1 (*E*)/(*Z*) selectivity. Thus, use of the allenyltrifluoroborate **45** in combination with the Soderquist borane provides an efficient, highly stereoselective synthesis of the 1,5-*syn*-(*E*)-diols illustrated by the structures in Scheme 17.

3.8. Application of the New Double Allylboration Procedure to the Synthesis of the C(23)-C(40) Fragment of Tetrafibrin

The original objective of this methodology development project was the synthesis of a double allylboration reagent that would facilitate the stereoselective synthesis of the C(23)-C(40) fragment of tetrafibrin. As we presented in Scheme 1, we envisioned that this fragment could be assembled from aldehydes **3** and **4** by a double allylboration sequence. The synthesis of aldehyde **3** started from the known 4-azidobutanal³⁴ **49** which was subjected to an allylboration reaction with Brown's (-)-di(isopinocampheyl)allylborane reagent.³⁵ This provided secondary alcohol **50** as an inseparable mixture with isopinocampheol, **51**. This mixture was treated with TBS-Cl and imidazole which provided the TBS ether **51** in 73% yield over the two steps. The enantiomeric purity of alcohol **50** was determined to be 91% e.e., by application of the Mosher ester analysis.³⁶ This analysis also enabled us to confirm the absolute stereochemistry of **50**. Reduction of the azide by treatment with Bu₃P in wet diethyl ether, followed by protection of the primary amine as a tert-butyl carbamate (Boc) provided **53** in 70% yield.³⁷ The cross olefin metathesis³⁸ of **53** with acrolein and using the second generation Grubbs-Hoveyda catalyst³⁹ gave aldehyde **3** in 94% yield ((*E*)/(*Z*) = 25:1). Aldehyde **3** corresponds to the C(33)-C(40) fragment of tetrafibrin.

The synthesis of aldehyde **4** began with cross-metathesis between readily available olefin **54**⁴⁰ and acrolein in the presence of Grubbs-Hoveyda second-generation catalyst.³⁹ This reaction provided the unsaturated aldehyde **55** in 85% yield. Subjection of **55** to a Brown allylboration³⁵ using (-)-di(isopinocampheyl)-allylborane afforded alcohol **56** in 83% yield and 96% e.e. as verified by Mosher ester analysis.³⁶ Asymmetric epoxidation of alcohol **56** under the standard Sharpless epoxidation conditions⁴¹ delivered epoxy alcohol **57** in 69%

yield as a single diastereomer. Reduction of the epoxide using Red-Al in the presence of MeOH⁴² provided *anti*-1,3-diol **58**, the stereochemistry of which was verified by ¹³C NMR analysis of the derived acetonide according to Rychnovsky's method.⁴³ Protection of the diol in **58** with TBS-Cl and imidazole gave **59**. Finally oxidative cleavage of the vinyl group of **59** by using Jin's protocol (OsO₄/NaIO₄/2,6-lutidine)⁴⁴ provided aldehyde **4**, which corresponds to the C(23)-C(29) fragment of tetrafibrin (Scheme 19).

Studies performed on the coupling of aldehyde fragments **3** and **4** to give the targeted tetrafibrin intermediate **2** are summarized in Scheme 20. Initial studies were performed using reagent **28** generated from allene **6** as described in Scheme 7. Use of **28** in this double allylboration sequence (using the conditions defined in Scheme 8) provided **60** in 67% yield, but as an inseparable 6:1 mixture of diastereomers (entry 1, Scheme 20). When reagent **43**, generated from allene **42** as described in Scheme 15 was used, the double allylmatalation product **60** was obtained in 24% yield as an inseparable 4:1 mixture of diastereomers (entry 2, Scheme 20).

Fortunately, excellent results were obtained when the double allylboration coupling of aldehydes **4** and **3** was performed using reagent **46** generated from allenyltrifluoroborate **45** (entry 3, Scheme 20). This reaction provided **60** in 83% yield, with exceptional diastereoselectivity (>20:1) and (*E*)/(*Z*) ratio (>20:1). The stereochemistry of the two hydroxyl groups in **45** were confirmed by using the Mosher method.³⁶ This result demonstrates that the fragment assembly reaction using reagent **46** is compatible with protecting groups such as silyl ethers, PMB ethers, and acid labile Boc carbamates. Treatment of **60** with TBS-Cl and imidazole furnished the tetrafibrin C(23)-C(40) fragment **2** in 94% yield. Furthermore, replacement of **25R** by **25S** in the hydroboration reaction of allene **45** allowed the diastereomeric 1,5-diol **62** to be obtained in comparable yield and stereoselectivity (Scheme 21).

In comparison with other methods²⁻⁷ described in the literature for synthesis of 1,5-diol units, our double allylboration procedure is highly convergent and has a high degree of stereochemical generality. In fact, the synthesis of several different diastereoisomers of a 1,5-diol system can now be achieved simply by changing the nature of the borane reagent (10-TMS-9-BBD-H or Ipc₂BH) or the monosubstituted allene used to synthesize the double allylboration reagent (e.g., see Schemes 2, 6, 17, 20 and 21). Thus, we expect that our method will prove useful for the synthesis and confirmation of the relative and absolute stereochemistry of 1,5-diol units found in other natural products.

4. Conclusion

In summary, we have developed an efficient and highly diastereoselective double allylboration reaction sequence starting from the hydroboration of tetrabutylammonium allenyltrifluoroborate **45** and the Soderquist borane, TBBD-H **25**. This method has enabled us to synthesize the C(23)-C(40) fragment **2** of tetrafibrin and its C(29)-C(33) diastereoisomer **62** with very high stereoselectivity. Further progress toward the completion of the total synthesis of tetrafibrin **1** will be reported in due course.

5. Experimental Section

Tetrahydrofuran, dichloromethane, diethyl ether and toluene were purified by passing through a solvent column of activated alumina (A-1). Hexanes, acetonitrile and trimethylsilyl chloride were purified by distillation from calcium hydride. Anhydrous pentane and methanol were purchased from Aldrich Chemical Company. All commercially available aldehydes were purified by vacuum distillation before use. Unless indicated otherwise, other commercially available reagents were used as received without purification.

Unless otherwise indicated, all reactions were conducted under an atmosphere of argon using flamed-dried or oven-dried (140 °C) glassware. Standard techniques for handling air-sensitive compounds were also employed for all operations. Celite 545® was dried at 140 °C for at least 12 h prior to use. Removal of solvents was accomplished on a rotary evaporator at reduced pressure. Reaction mixtures were maintained at low temperature by using a Thermo NESLAB CB-60 cold bath. Enantiomeric excess and absolute configurations of all new alcohol products were determined by using the Mosher³⁶ method.

¹H NMR spectra were recorded on a Bruker spectrometer at 400 MHz. ¹³C NMR spectra were recorded on a Bruker spectrometer at 100 MHz. The proton signal for non-deuterated solvent (δ 7.24 ppm for CHCl₃) was used as an internal reference for ¹H NMR spectra. For ¹³C NMR spectra, chemical shifts are reported relative to the δ 77.24 ppm resonance of CDCl₃. Infrared (IR) spectra were recorded as thin films using CH₂Cl₂ as the solvent or neat on a Perkin-Elmer Spectrum 1000 FTIR. Optical rotations were measured on a Rudolph Autopol IV polarimeter using a quartz cell with 1 mL capacity and a 1 dm path length. Melting points were determined on a Mel-Temp II hot stage melting point apparatus and are uncorrected. High-resolution mass spectra were recorded on a spectrometer at the University of Florida Mass Spectrometry Laboratory.

Analytical thin layer chromatography (TLC) was performed on Kieselgel 60 F254 glass plates precoated with a 0.25 mm thickness of silica gel. TLC plates were visualized with UV light and/or by staining with cerium molybdate (5g Ce(SO₄)₂, 25g (NH₄)Mo₇O₂₄·4H₂O, 450 mL H₂O, 50 mL H₂SO₄). Preparative thin layer chromatography (TLC) was performed on Kieselgel 60 F254 glass plates precoated with a 0.5 mm thickness of silica gel. Column chromatography was generally performed according to the method of Still⁴⁵ using Kieselgel 60 (230–400 mesh) silica gel.

Procedure for the preparation of the allenylboronic esters (**6**, **20** and ent-**39**)

Freshly distilled trimethyl borate (21.7 mL, 196 mmol) was added to a round bottom flask containing 150 mL of ether placed in a -78 °C cold bath. A 0 °C solution of allenylmagnesium bromide (1 M in ether, 196 mmol) was added via syringe or canula at a rate as to keep the internal reaction temperature below -65 °C. A white precipitate formed during this addition. The reaction mixture was stirred 3 h at -78 °C, then was warmed to 0 °C over 1 h and stirred at 0 °C for an additional hour. Aqueous HCl (2M, 392 mmol) was added via an addition funnel. This mixture was stirred for 1 h and then the organic layer was separated using a separatory funnel. The aqueous layer was washed with ether (2 × 200 mL) and the combined organic phases were dried over Na₂SO₄ for 30 min. The solution was filtered under nitrogen and solvent removed in vacuo until ~250 mL of solvent remained (the rotary evaporator was flushed and backfilled using an argon balloon). The appropriate diol (137 mmol) was added to the flask and reaction stirred for 24 h at room temperature, at which time 10 g of MgSO₄ was added and the mixture stirred for an additional 18 h at room temperature. The reaction was filtered under nitrogen using a coarse fritted funnel and solvent removed in vacuo using argon to backfill the rotary evaporator.

2-Allenyl-1,3,2-dioxaborinane (6)—The remaining clear yellow oil was distilled under vacuum (bp 20 mm Hg, 81–82°C) to yield 76% of **6** as a clear, colorless oil. The oil was transferred to small vials and stored under nitrogen in a dessicator in a -20 °C freezer. This material could be used neat over several months without decomposition. Spectroscopic data obtained for **6** matched that reported in the literature.^{8a}

2-Allenyl-5,5-dimethyl-1,3,2-dioxaborinane (20)—The remaining clear yellow oil was distilled under vacuum (bp 46–48 °C/0.5 mbar) to yield 69% of **20** as a clear, colorless

oil. The oil was transferred to small vials and stored under nitrogen within a desiccator in a $-20\text{ }^{\circ}\text{C}$ freezer and could be used neat over several months without decomposition: IR (neat) 2963, 2935, 2889, 1936, 1479, 1426, 1379, 1350, 1331, 1259, 1227, 1184, 1088, 1009, 870, 814, 681, 666 cm^{-1} ; ^1H NMR (400 MHz, CDCl_3) δ 4.83 (t, $J = 6.9$ Hz, 1H), 4.61 (d, $J = 7.0$ Hz, 2H), 3.66 (s, 4H), 0.98 (s, 6H); ^{13}C (100 MHz, CDCl_3) δ 217.9, 72.5, 69.7, 31.8, 21.8; HRMS (ESI) calc. for $\text{C}_8\text{H}_{13}\text{BO}_2$ ($\text{M}+\text{Na}^+$) 175.0906, found 175.0908.

Pinanediol allenylboronate (ent-39)—Purified by flash column chromatography (96/4 : hexanes/EtOAc); $[\alpha]_{\text{D}}^{26} = +10.4$ (c 0.52, CHCl_3); IR (neat) 2971, 2918, 1937, 1423, 1368, 1203, 1189 cm^{-1} ; ^1H (400 MHz, CDCl_3) δ 4.94 (t, $J = 6.9$ Hz, 1H), 4.65 (d, $J = 6.9$ Hz, 2H), 4.34 (dd, $J = 8.7, 2.0$ Hz, 1H), 2.39-2.30 (m, 1H), 2.29-2.17 (m, 1H), 2.64-2.54 (dd, $J = 6.0, 5.0$ Hz, 1H), 1.94-1.87 (m, 2H), 1.42 (s, 3H), 1.29 (s, 3H), 1.17 (d, $J = 11.0$ Hz, 1H), 0.85 (s, 3H); ^{13}C (100 MHz, CDCl_3) δ 219.2, 86.4, 78.4, 70.2, 51.5, 39.7, 38.4, 35.6, 28.8, 27.3, 26.7, 24.2; HRMS (ESI) calcd for $\text{C}_{13}\text{H}_{19}\text{BO}_2$ [$\text{M}+\text{Na}$] $^+$ 241.1376, found 241.1380.

N,N,N-tributylbutan-1-aminium trifluoro(propa-1,2-dien-1-yl)borate (45)—An established procedure⁴⁶ for synthesis of allylic trifluoroborate tetrabutylammonium salts was modified for preparation of allene **8**. A 1 M aqueous solution of tetrabutylammonium hydroxide (20.0 mL, 20.0 mmol, 1 equiv) was added to a suspension of the known potassium allenyl trifluoroborate⁴⁷ (2.92 g, 20.0 mmol, 1 equiv) in CH_2Cl_2 (30 mL). The reaction was stirred at room for 30 min. The reaction mixture was then diluted with CH_2Cl_2 (20 mL), the organic layer was separated, dried over Mg_2SO_4 , filtrated, and concentrated in vacuo to afford tetrabutylammonium allenyl trifluoroborate **45** (5.81g, 83%) as a hygroscopic colourless solid which was stored in the glove box. IR (neat) 2963, 2936, 2876, 1930, 1473, 1382, 1248, 1071, 996, 968, 882, 795, 739, 600 cm^{-1} ; ^1H (400 MHz, CDCl_3) δ 4.76 (bs, 1H), 4.09-4.06 (m, 2H), 3.18-3.14 (m, 8H), 1.61-1.53 (m, 8H), 1.38 (sextuplet, $J = 7.3$ Hz, 8H), 0.95 (t, $J = 7.3$ Hz, 12H); ^{13}C (100 MHz, CDCl_3) δ 210.6 (q, $J = 4.3$ Hz), 86.8 (bs), 65.6, 58.6, 24.0, 19.8, 13.8; ^{19}F (376 MHz, CDCl_3) δ -137.1 (d, $J = 48$ Hz); HRMS (ESI) calcd for $\text{C}_3\text{H}_3\text{BF}_3$ [$\text{M}-\text{NBu}_4$] $^-$ 107.0280, found 107.0286.

Lithium B-H₂-(10R)-trimethylsilyl-9-borabicyclo[3.3.2] decane diethyl etherate (26)—Soderquist's literature procedure was modified as follows: a solution of ethyl acetate (0.488 mL, 5.00 mmol, 0.5 equiv) in Et_2O (4.5 mL) was added dropwise (0.5 mL/min) to a 1 M solution of LiAlH_4 in Et_2O (10.0 mL, 10.0 mmol, 1 equiv). The resulting suspension of lithium aluminium monoethoxyaluminium hydride was stirred at $20\text{ }^{\circ}\text{C}$ for 1 h (white precipitate). The reaction mixture was cooled to $0\text{ }^{\circ}\text{C}$ and a solution of (-)-*B*-methoxy-10R-trimethylsilyl-9-borabicyclo[3.3.2.]decane (2.38 g, 10.0 mmol, 1 equiv) **64R**²¹ in Et_2O (20 mL) was added dropwise (1 mL/min). The reaction was stirred at $0\text{ }^{\circ}\text{C}$ for 1 h then was allowed to reach room temperature. The suspension was filtered (fritted funnel with Celite) with care taken to prevent exposure of the borohydride to the open atmosphere. The solid dialkoxyalane was washed with Et_2O (3×10 mL). The combined washings and supernatant were concentrated *in vacuo* to afford mono-diethyl etherate **26** as a white solid which was dried under high vacuum for at least 12 h. The known borohydride **26** can be stored without decomposition in a glove box. ^1H (400 MHz, CDCl_3) δ 3.67 (q, $J = 7.1$ Hz, 4H), 2.37 (s, 1H), 1.66-1.37 (m, 13H), 1.29 (t, $J = 7.1$ Hz, 6H), 0.91 (s, 1H), 0.45 (bs, 1H), 0.00 (s, 1H), -0.07 s, 9H); ^{13}C (100 MHz, CDCl_3) δ 66.5, 37.3, 35.5, 34.8, 33.3, 33.0, 24.2, 23.4, 14.8, -0.1 .

Procedure for titration of the borohydride **26**

To a solution of borohydride **26** (0.073 g, 0.250 mmol, 1 equiv) in Et_2O (1.0 mL) at $0\text{ }^{\circ}\text{C}$ was added TMSCl (0.048 mL, 0.375 mmol, 1.5 equiv). The reaction mixture was stirred at $0\text{ }^{\circ}\text{C}$ for 10 min before 4-methoxybenzaldehyde (0.121 mL, 1.0 mmol, 4 equiv) was added.

The reaction mixture was stirred at 20 °C for 3 h then acetic acid (0.286 mL, 5.00 mmol, 20 equiv) was added and the mixture was stirred for an additional 4 h. The solvent was removed under reduced pressure (rotary evaporator) and the residue was analyzed by ¹H NMR spectroscopy. The yield of in situ generated **25** was determined from the integrations of the methoxy groups of 4-methoxybenzyl alcohol (**Int1**) and 4-methoxybenzaldehyde (**Int2**). The titration reaction was run simultaneously in two different flasks. The average yields were generally in the range of 90–93%.

$$\text{Yield} = \frac{\left(\frac{\text{Int}_1}{\text{Int}_1 + \text{Int}_2}\right) \times n_{\text{aldehyde}}}{n_{\text{borohydride}}}$$

Procedure A. Synthesis of 1,5-diols ent-17a and ent-10a from the hydroboration reaction of allene **20** with ¹Ipc₂BH

¹Ipc₂BH (287 mg, 1.0 mmol) was weighed in a glove box into a round bottom flask containing a stir bar (Note: The crystalline Ipc₂BH should be crushed and pulverized with a glass rod prior to use in order to ensure efficient hydroboration). The flask was capped with a rubber septum and removed from the glove box and placed in bath at the appropriate reaction temperature (Table 1). THF (2 mL) was added to the flask followed by the allenyl boronic ester **20** (148 mg, 1.0 mmol) as a solution in THF (1 mL). For hydroboration reaction time and temperatures, see Table 1. After the hydroboration reaction was terminated, the reaction mixture was cooled to –78 °C. Distilled hydrocinnamaldehyde (71 μL, 0.54 mmol) was added dropwise via a microliter syringe. The flask was stirred at –78 °C for 4 h and then additional hydrocinnamaldehyde (184 μL, 1.40 mmol) was added dropwise via microliter syringe. The reaction was stirred an additional 2 h. The flask was then removed from the –78 °C bath and allowed to warm to room temperature and stirred overnight. The reaction mixture was cooled in an ice bath and 1 mL of 3M NaOH solution was added dropwise followed by 0.4 mL of a 50% H₂O₂ solution. This mixture was stirred for 4 h at room temperature at which time it was diluted with 40 mL of CH₂Cl₂ and 20 mL of a saturated aqueous solution of NaHCO₃ and 5 mL of a saturated aqueous solution of NaCl. The organic layer was separated and the aqueous washed with CH₂Cl₂ (2 × 10 mL). The combined organic extracts were dried over Na₂SO₄, then filtered and the solvent removed in vacuo. The crude products were then purified by flash chromatography.

Procedure B. Synthesis of 1,2-diols **30** and **40** from allenes **6**, **33**, **39** and ent-39

To a 0°C solution of borohydride **25R**²¹ (81 mg, 0.250 mmol, 1 equiv, considering a 90% yield for the conversion of borohydride **26R** to borane **25R** based on the borane **25R** titration^{8d}) in CH₂Cl₂ (0.5 mL) was added TMSCl (32 μL, 0.250 mmol, 1 equiv). The reaction mixture was stirred for 10 min, then was cooled to –78°C and a solution of allene **6**, **33**, or **39** (0.325 mmol, 1.3 equiv) in CH₂Cl₂ (1.0 mL) was added dropwise. For hydroboration reaction times and temperatures, see Schemes 7, 10, and 13. The resulting reaction mixture was then cooled to –78 °C and a solution of benzaldehyde or hydrocinnamaldehyde (0.175 mmol, 0.7 equiv) in CH₂Cl₂ (0.3 mL) was added. The mixture was stirred for 4 h at –78 °C, then an aqueous 3 N NaOH solution (0.25 mL) and aqueous 50% H₂O₂ (0.1 mL) were added follow by THF (1 mL) and MeOH (0.5 mL). This mixture was then stirred at 20°C for 12 h. The biphasic mixture was poured into saturated aqueous NH₄Cl, and the crude product was extracted with ethyl acetate (3×). The combined organic layers were washed with brine, dried over MgSO₄, filtered, and concentrated under reduced pressure. The crude products were then purified by flash chromatography.

Procedure C. Synthesis of 1,5-diols ent-17a, ent-17b, ent-19g from allenes 6, 33, and 39

To a 0 °C solution of borohydride **25R** (81.0 mg, 0.250 mmol, 1 equiv, considering a 90% yield for the conversion of borohydride **26R** to borane **25R** based on the borane **25R** titration^{8d}) in CH₂Cl₂ (0.5 mL) was added TMSCl (32 μL, 0.250 mmol, 1 equiv). The reaction mixture was stirred for 10 min, then was cooled to -78 °C and a solution of allene **6**, **33**, or **39** (0.325 mmol, 1.3 equiv) in CH₂Cl₂ (1.0 mL) was added dropwise. For hydroboration reaction times and temperature, see Schemes 8, 11, 14 for optimal conditions. The resulting clear reaction mixture was then cooled to -78 °C and benzaldehyde or hydrocinnamaldehyde (0.175 mmol, 0.7 equiv) was added. The mixture was stirred at -78 °C for 4h, then a second aldehyde (0.375 mmol, 1.5 equiv) (followed by BF₃•OEt₂ (0.125 mmol, 0.5 equiv.) if using allene **39** was added and the reaction mixture was stirred for an additional 4 h. The reactions were quenched by using one of three general methods: (1) addition of ethanolamine (75 μL, 1.25 mmol, 5 equiv); (2) addition of aqueous 3 N NaOH solution (0.25 mL) and aqueous 50% H₂O₂ (0.1 mL); or (3) by addition of a pH 7 buffer solution (KH₂PO₄/NaOH) (1 mL) followed by THF (1.5 mL) and MeOH (0.5 mL). In the latter procedure, additional THF (1 mL) and MeOH (0.5 mL) were added, and the mixture was stirred at 20 °C for 12 h. The reaction mixture was then poured into saturated aqueous NH₄Cl, and the crude product was extracted with ethyl acetate (3×). The combined organic layers were washed with brine, dried over MgSO₄, filtered, and concentrated under reduced pressure. The crude products were then purified by flash chromatography.

Procedure D. Synthesis of 1,5-diols ent-17a, ent-17b, ent-17c from allene 42

To a 0°C solution of borohydride **25R** (81 mg, 0.250 mmol, 1 equiv, considering a 90% yield for the conversion of borohydride **26R** to borane **25R** based on the borane **25R** titration^{8d}) in CH₂Cl₂ (0.5 mL) was added TMSCl (32.0 μL, 0.250 mmol, 1 equiv). The reaction mixture was stirred for 10 min, then was cooled to 0 °C. At this point, a solution of allenyltributylstannane **42** (80% purity from Sigma-Aldrich, 121 μL, 0.325 mmol, 1.3 equiv) in CH₂Cl₂ (1.0 mL) was added and the reaction mixture was stirred for 1 h. The mixture was cooled to -78°C and hydrocinnamaldehyde or benzaldehyde (0.175 mmol, 0.7 equiv) was added. After 3 h, the reaction was diluted with pentane (see Table 2) and a second aldehyde (0.325 mmol, 1.3 equiv) was added followed by BF₃•OEt₂ (46 μL, 0.375 mmol, 1.5 equiv) and the reaction was stirred for an additional 4.25 h. Ethanolamine (75 μL, 1.25 mmol, 5 equiv) was added and the reaction mixture was allowed to reach 20 °C and stirred for 12 h. The mixture was poured into saturated aqueous NH₄Cl solution (20 mL) and the crude product was extracted with ethyl acetate (3 × 10 mL). The combined organic layers were washed with brine (20 mL), dried over MgSO₄, filtered, and concentrated under reduced pressure. The crude products were then purified by flash chromatography.

Procedure E. Synthesis of 1,5-diols 17 and ent-17 from allene 45

To a 0 °C solution of borohydride **25** (81.0 mg, 0.250 mmol, 1 equiv, considering a 90% yield for the conversion of borohydride **26** to borane **25** based on the borane **25** titration^{8d}) in toluene (0.5 mL) was added TMSCl (32.0 μL, 0.250 mmol, 1 equiv). The reaction mixture was stirred for 10 min, then was cooled to -78 °C and a solution of allene **45** (0.114 g, 0.325 mmol, 1.3 equiv) in toluene (1 mL) / CH₂Cl₂ (0.1 mL) was added dropwise. The viscous mixture was stirred at -30 °C for 1 h. The resulting clear reaction mixture was then cooled to -78 °C and a solution of the first aldehyde (0.213 mmol, 0.85 equiv) in CH₂Cl₂ (0.25 mL) was added. After 4h, a solution of the second aldehyde (0.300 mmol, 1.2 equiv) in CH₂Cl₂ (0.25 mL) followed by BF₃•OEt₂ (47.0 μL, 0.375 mmol, 1.5 equiv) were added. The reaction mixture was stirred for an additional 4 h at -78 °C. A pH 7 buffer solution (KH₂PO₄/NaOH) (1 mL) followed by THF (1.5 mL) and MeOH (0.5 mL) were then added to the mixture, which was stirred at 20°C for 24 h. The biphasic mixture was poured into saturated aqueous NH₄Cl solution, and the crude product was extracted with ethyl acetate

(3×). The combined organic layers were washed with brine, dried over MgSO_4 , filtered, and concentrated under reduced pressure. The crude products were then purified by flash chromatography.

(3R,4E,7S)-1,9-diphenylnon-4-ene-3,7-diol (17a)— $[\alpha]_{\text{D}}^{25} = -6.4$ (*c* 0.64, CHCl_3); e.e. 96%; IR (neat) 3347, 3084, 3061, 3025, 2924, 2857, 1668, 1602, 1495, 1454, 1312, 1051, 1030, 971, 923, 746, 698 cm^{-1} ; ^1H (400 MHz, CDCl_3) δ 7.35-7.18 (m, 10H), 5.72-5.57 (m, 2H), 4.11 (q, *J* = 6.8 Hz, 1H), 3.72-3.62 (m, 1H), 2.85-2.65 (m, 4H), 2.34-2.13 (m, 2H), 1.84-1.67 (m, 4H); ^{13}C (100 MHz, CDCl_3) δ 142.0, 141.9, 136.5, 128.45, 128.41, 127.6, 125.88, 125.87, 72.1, 70.3, 40.5, 38.8, 38.6, 32.0, 31.8; HRMS (ESI) calcd for $\text{C}_{21}\text{H}_{26}\text{O}_2\text{Na}$ $[\text{M}+\text{Na}]^+$ 333.1831, found 333.1825.

(3S,4E,7R)-1,9-diphenylnon-4-ene-3,7-diol (ent-17a)— $[\alpha]_{\text{D}}^{25} +6.4$ (*c* 0.64, CHCl_3); ^1H NMR, ^{13}C NMR and IR and HRMS data were identical to **17a**.

(3S, 4E, 7S)-1,9-diphenylnon-4-ene-3,7-diol (ent-10a)— $[\alpha]_{\text{D}}^{24} = -12.8$ (*c* 1.0, CHCl_3); IR (thin film) 3350, 3026, 2928, 1603, 1495, 1454, 1051 cm^{-1} ; ^1H (500 MHz, CDCl_3) δ 7.35-7.18 (m, 10H), 5.70 (dt, *J* = 15.0, 7.0, 7.0 Hz, 1H), 5.63 (dd, *J* = 15.0, 6.0 Hz, 1H), 4.11 (q, *J* = 6.8 Hz, 1H), 3.72-3.62 (m, 1H), 2.85-2.65 (m, 4H), 2.34-2.13 (m, 2H), 1.84-1.67 (m, 4H); ^{13}C (125 MHz, CDCl_3) δ 142.1, 142.0, 136.7, 128.45, 128.41, 127.5, 125.89, 125.87, 72.0, 70.3, 40.3, 38.8, 38.5, 32.1, 31.8; HRMS (CI, NH_3) calcd for $\text{C}_{21}\text{H}_{30}\text{NO}_2$ $[\text{M} + \text{NH}_4]^+$ 328.2277, found 328.2275.

(1S,2S)-1-Phenylbut-3-ene-1,2-diol (30)⁴⁸— $[\alpha]_{\text{D}}^{23} = +13.6$ (*c* 1.17, CHCl_3); IR (neat) 3391, 2919, 1710, 1453, 1197, 1125, 995, 928, 762, 700 cm^{-1} ; ^1H (400 MHz, CDCl_3) δ 7.34-7.25 (m, 5H), 5.68 (ddd, *J* = 17.4, 10.6, 5.6 Hz, 1H), 5.20 (dt, *J* = 17.2, 1.5 Hz, 1H), 5.10 (dt, *J* = 10.6, 1.5 Hz, 1H), 4.44 (d, *J* = 7.1 Hz, 1H), 4.19-4.15 (m, 1H), 2.98 (bs, 2H); ^{13}C (100 MHz, CDCl_3) δ 140.4, 136.5, 128.5, 128.3, 127.2, 117.2, 77.8, 77.1; HRMS (ESI) calcd for $\text{C}_{10}\text{H}_{12}\text{NaO}_2$ $[\text{M}+\text{Na}]^+$ 187.0735, found 187.0730.

(1R,2R)-1-phenylbut-3-ene-1,2-diol (ent-30)— $[\alpha]_{\text{D}}^{25} = -4.2$ (*c* 0.66, CHCl_3); e.e. 97%; ^1H NMR, ^{13}C NMR and IR and HRMS data were identical to **30**.

(1S,2E,5R)-1,5-diphenylpent-2-ene-1,5-diol (17d)— $[\alpha]_{\text{D}}^{25} = +49.6$ (*c* 0.23, CHCl_3); e.e. 98%; IR (neat) 3360, 3085, 3061, 3029, 2921, 1667, 1602, 1493, 1452, 1318, 1197, 1028, 1007, 969, 913, 758, 699 cm^{-1} ; ^1H (400 MHz, CDCl_3) δ 7.27-7.17 (m, 10H), 5.69-5.66 (m, 2H), 5.08-5.06 (m, 1H), 4.63 (t, *J* = 6.6 Hz, 1H), 2.56 (bs, 2H), 2.42-2.39 (m, 2H); ^{13}C (100 MHz, CDCl_3) δ 144.1, 143.1, 136.3, 128.7, 128.1, 127.8, 127.7, 126.4, 126.0, 75.1, 73.8, 42.3; HRMS (ESI) calcd for $\text{C}_{17}\text{H}_{18}\text{O}_2\text{Na}$ $[\text{M}+\text{Na}]^+$ 277.1204, found 277.1205.

(1S,2E,5S)-1,7-diphenylhept-2-ene-1,5-diol (17b)— $[\alpha]_{\text{D}}^{25} = +2.7$ (*c* 1.28, CHCl_3); e.e. 97%; IR (neat) 3360, 3084, 3061, 3026, 2923, 2854, 1602, 1494, 1453, 1319, 1069, 1048, 1030, 969, 748, 698 cm^{-1} ; ^1H (400 MHz, CDCl_3) δ 7.33-7.28 (m, 4H), 7.25-7.21 (m, 3H), 7.15-7.12 (m, 3H), 5.74-5.70 (m, 2H), 5.13 (d, *J* = 4.8 Hz, 1H), 3.66-3.60 (m, 1H), 2.77-2.70 (m, 1H), 2.66-2.58 (m, 1H), 2.28-2.22 (m, 1H), 2.17-2.09 (m, 1H), 1.75-1.70 (m, 2H); ^{13}C (100 MHz, CDCl_3) δ 143.2, 142.2, 136.1, 128.8, 128.63, 128.61, 128.1, 127.9, 126.4, 126.0, 75.2, 70.5, 40.6, 38.8, 32.2; HRMS (ESI) calcd for $\text{C}_{19}\text{H}_{22}\text{NaO}_2$ $[\text{M}+\text{Na}]^+$ 305.1517, found 305.1515.

(1R,5R,2E)-1,7-diphenylhept-2-ene-1,5-diol (ent-17b)— $[\alpha]_{\text{D}}^{23} = -14.1$ (*c* 0.70, CHCl_3); ^1H NMR, ^{13}C NMR and IR and HRMS data were identical to **17b**.

(1R, 5S, 2E)-1,7-diphenylhept-2-ene-1,5-diol (ent-10b)— $[\alpha]_D^{24} = -16.52$ (*c* 0.96, CHCl₃); IR (neat) 3351, 3026, 2929, 1493, 1453 cm⁻¹; ¹H (400 MHz, CDCl₃) δ 7.38-7.10 (m, 10H), 5.78-5.68 (m, 2H), 5.12 (d, *J* = 4.8 Hz, 1H), 3.68-3.58 (m, 1H), 3.20 (d, *J* = 3.2 Hz, 1H); 2.78-2.69 (m, 1H), 2.66-2.56 (m, 1H), 2.48 (d, *J* = 4.4 Hz, 1H), 2.28-2.21 (m, 1H), 2.18-2.08 (m, 1H), 1.78-1.69 (m, 2H); ¹³C (100 MHz, CDCl₃) δ 143.0, 141.9, 135.7, 128.4, 128.3, 128.3, 127.52, 127.47, 126.1, 125.7, 74.6, 70.2, 39.9, 38.3, 31.2; HRMS (CI, NH₃) calcd for C₁₉H₂₆NO₂ [M+NH₄]⁺ 300.1964 found 300.1974.

(3S, 7S, 4Z)-1,9-Diphenylnon-4-ene-3,7-diol (ent-19g)— $[\alpha]_D^{24} = -38.5$ (*c* 1.04, CHCl₃); IR (neat) 3351, 3025, 2930, 1602, 1495, 1454, 1030 cm⁻¹; ¹H (500 MHz, CDCl₃) δ 7.38-7.28 (m, 4H), 7.22-7.19 (m, 6H), 5.71-5.66 (m, 1H), 5.64-5.58 (m, 1H), 4.42 (ddd (app q), *J* = 7.0 Hz, 1H), 3.77-3.71 (dddd (app quintet), *J* = 6.5 Hz, 1H), 2.83-2.66 (m, 4H), 2.45-2.38 (dddd, *J* = 14.0, 8.5, 4.5, 1.0 Hz, 1H), 2.37 (s, OH broad, 1H), 2.28-2.21 (m, 1H), 2.06 (s, OH broad, 1H), 1.99-1.92 (dddd, *J* = 13.5, 9.5, 7.0, 6.5 Hz, 1H), 1.86-1.77 (m, 3H); ¹³C (125 MHz, CDCl₃) δ 142.1, 142.0, 136.1, 128.7, 128.63, 128.61, 128.60, 127.8, 126.1, 126.0, 70.4, 66.8, 38.9, 38.2, 35.1, 32.4, 31.9; HRMS (FAB, Na) calcd for C₂₁H₂₆O₂ [M+Na]⁺ 333.1831, found 333.1817.

(3S,4S)-6-Phenylhex-1-ene-3,4-diol (40)⁴⁸— $[\alpha]_D^{23} = -18.5$ (*c* 0.99, CHCl₃); IR (neat) 3386, 2922, 1711, 1496, 1454, 1046, 992, 926, 749, 699 cm⁻¹; ¹H (400 MHz, CDCl₃) δ 7.29-7.15 (m, 5H), 5.83 (ddd, *J* = 17.2, 10.8, 6.4 Hz, 1H), 5.33 (dt, *J* = 17.2, 1.2 Hz, 1H), 5.23 (dt, *J* = 10.8, 1.2 Hz, 1H), 3.94 (tt, *J* = 6.0, 1.2 Hz, 1H), 3.49 (ddd, *J* = 9.2, 6.0, 3.2 Hz, 1H), 2.88-2.81 (m, 1H), 2.73-2.65 (m, 1H), 1.90 (bs, 2H), 1.88-1.71 (m, 2H); ¹³C (100 MHz, CDCl₃) δ 142.1, 137.7, 128.61, 128.57, 126.0, 117.8, 76.5, 73.8, 34.8, 32.0; HRMS (ESI) calcd for C₁₂H₁₆NaO₂ [M+Na]⁺ 215.1048, found 215.1042.

(1R,3E,5R)-1,7-diphenylhept-3-ene-1,5-diol (17c)— $[\alpha]_D^{25} = +31.2$ (*c* 0.47, CHCl₃); e.e. 97%; IR (neat) 3356, 3061, 3027, 2925, 2858, 1602, 1494, 1453, 1308, 1051, 1029, 970, 748, 699, 546 cm⁻¹; ¹H (400 MHz, CDCl₃) δ 7.32-7.27 (m, 4H), 7.25-7.20 (m, 3H), 7.15-7.12 (m, 3H), 5.64-5.52 (m, 2H), 4.65 (td, *J* = 6.6, 3.1 Hz, 1H), 4.02 (q, *J* = 6.3 Hz, 1H), 2.66-2.52 (m, 2H), 2.43 (t, *J* = 6.3 Hz, 2H), 2.15 (bs, 2H), 1.86-1.68 (m, 2H); ¹³C (100 MHz, CDCl₃) δ 144.1, 142.1, 136.8, 128.67, 128.65, 128.5, 127.92, 127.86, 126.01, 125.99, 73.9, 72.4, 42.3, 38.8, 31.9; HRMS (ESI) calcd for C₁₉H₂₂O₂Na [M+Na]⁺ 305.1517, found 305.1524.

(1S,5S,3E)-1,7-diphenylhept-3-ene-1,5-diol (ent-17c)— $[\alpha]_D^{24} = -21.1$ (*c* 0.75 CHCl₃); ¹H NMR, ¹³C NMR and IR and HRMS data were identical to **17c**.

(1R,3E,5R)-1-cyclohexyl-7-phenylhept-3-ene-1,5-diol (17e)— $[\alpha]_D^{25} = +7.5$ (*c* 0.59, CHCl₃); e.e. 96%; IR (neat) 3352, 3085, 3062, 3026, 2924, 2852, 1495, 1450, 1311, 1057, 1030, 969, 892, 746, 698 cm⁻¹; ¹H (400 MHz, CDCl₃) δ 7.28-7.23 (m, 2H), 7.18-7.13 (m, 3H), 5.65 (ddd, *J* = 15.4, 7.3, 6.1 Hz, 1H), 5.58 (dd, *J* = 15.4, 6.6 Hz, 1H), 4.08 (q, *J* = 6.3 Hz, 1H), 3.38-3.33 (m, 1H), 2.74-2.60 (m, 2H), 2.30-2.24 (m, 1H), 2.13-2.05 (m, 1H), 1.93 (bs, 1H), 1.91-1.72 (m, 5H), 1.66-1.63 (m, 2H), 1.37-1.28 (m, 1H), 1.27-0.94 (m, 5H); ¹³C (100 MHz, CDCl₃) δ 142.1, 136.3, 128.8, 128.65, 128.57, 126.0, 75.4, 72.4, 43.4, 38.9, 37.4, 32.0, 29.3, 28.3, 26.7, 26.5, 26.3; HRMS (ESI) calcd for C₁₉H₂₈O₂Na [M+Na]⁺ 311.1987, found 311.1990.

(1E,3R,5E,7R)-1,9-diphenylnona-1,5-diene-3,7-diol (17f)— $[\alpha]_D^{25} = +12.6$ (*c* 0.45, CHCl₃); e.e. 95%; IR (neat) 3350, 3060, 3026, 2923, 2857, 1494, 1452, 1316, 1100, 1030, 967, 747, 694 cm⁻¹; ¹H (400 MHz, CDCl₃) δ 7.34-7.32 (m, 2H), 7.29-7.18 (m, 5H), 7.16-7.12 (m, 3H), 6.55 (d, *J* = 15.7 Hz, 1H), 6.19 (dd, *J* = 15.9, 6.6 Hz, 1H), 5.67 (dt, *J* =

15.4, 6.6 Hz, 1H), 5.60 (dd, $J = 15.7, 6.1$ Hz, 1H), 4.32-4.27 (m, 1H), 4.07 (q, $J = 6.6$ Hz, 1H), 2.70-2.58 (m, 2H), 2.41-2.28 (m, 2H), 2.10 (bs, 2H), 1.90-1.73 (m, 2H); ^{13}C (100 MHz, CDCl_3) δ 142.1, 136.9, 136.7, 131.8, 130.7, 128.8, 128.63, 128.55, 127.9, 127.5, 126.7, 126.0, 72.4, 72.2, 40.6, 38.8, 31.9; HRMS (ESI) calcd for $\text{C}_{21}\text{H}_{24}\text{O}_2\text{Na}$ $[\text{M}+\text{Na}]^+$ 331.1674, found 331.1679.

(1E,3S,5E,7S)-1,9-diphenylnona-1,5-diene-3,7-diol (ent-17f)— $[\alpha]_{\text{D}}^{25} = -14.0$ (c 0.59, CHCl_3); e.e. 95%; ^1H NMR, ^{13}C NMR and IR and HRMS data were identical to **17f**.

(1R,2E,5R)-6-(benzyloxy)-1-cyclohexylhex-2-ene-1,5-diol (17h)— $[\alpha]_{\text{D}}^{25} = -14.0$ (c 0.59, CHCl_3); e.e. 96%; IR (neat) 3399, 2923, 2852, 1451, 1097, 1027, 1001, 971, 735, 697 cm^{-1} ; ^1H (400 MHz, CDCl_3) δ 7.33-7.23 (m, 5H), 5.56 (dt, $J = 15.4, 6.6$ Hz, 1H), 5.49 (dd, $J = 15.4, 6.3$ Hz, 1H), 4.50 (s, 2H), 3.84-3.78 (m, 1H), 3.72 (t, $J = 6.6$ Hz, 1H), 3.43 (dd, $J = 9.3, 3.3$ Hz, 1H), 3.31 (dd, $J = 9.3, 7.3$ Hz, 1H), 2.41 (bs, 1H), 2.20-2.14 (m, 2H), 1.82-1.78 (m, 1H), 1.72-1.58 (m, 4H), 1.36-1.27 (m, 1H), 1.24-1.05 (m, 3H), 0.96-0.83 (m, 2H); ^{13}C (100 MHz, CDCl_3) δ 138.1, 135.2, 128.6, 128.1, 128.0, 127.9, 77.6, 74.2, 73.6, 70.1, 43.7, 36.6, 29.0, 28.9, 26.7, 26.32, 26.25; HRMS (ESI) calcd for $\text{C}_{19}\text{H}_{28}\text{O}_3\text{Na}$ $[\text{M}+\text{Na}]^+$ 327.1936, found 327.1942.

(2S,3E,6S)-1-[[tert-butyl(dimethyl)silyloxy]-8-phenyloct-3-ene-2,6-diol (17i)— $[\alpha]_{\text{D}}^{25} = -14.0$ (c 0.59, CHCl_3); e.e. 96%; IR (neat) 3383, 3027, 2951, 2928, 2857, 1471, 1462, 1455, 1361, 1254, 1111, 1052, 1006, 971, 837, 778, 747, 699 cm^{-1} ; ^1H (400 MHz, CDCl_3) δ 7.26-7.22 (m, 2H), 7.17-7.12 (m, 3H), 5.77-5.69 (m, 1H), 5.50 (ddd, $J = 15.4, 6.1, 1.3$ Hz, 1H), 4.13-4.09 (m, 1H), 3.65-3.60 (m, 1H), 3.59 (dd, $J = 10.1, 3.8$ Hz, 1H), 3.41 (dd, $J = 10.1, 7.8$ Hz, 1H), 2.77 (dt, $J = 13.9, 7.6$ Hz, 1H), 2.64 (dt, $J = 13.9, 8.1$ Hz, 1H), 2.28-2.22 (m, 1H), 2.14 (dt, $J = 14.1, 7.8$ Hz, 1H), 1.77-1.72 (m, 2H), 0.87 (s, 9H), 0.04 (s, 6H); ^{13}C (100 MHz, CDCl_3) δ 142.3, 132.3, 129.3, 128.64, 128.57, 126.0, 72.8, 70.2, 67.3, 40.9, 38.7, 32.2, 26.1, 18.5, -5.13, -5.16; HRMS (ESI) calcd for $\text{C}_{20}\text{H}_{34}\text{O}_3\text{NaSi}$ $[\text{M}+\text{Na}]^+$ 373.2175, found 373.2184.

(1R, 5S, 3E)-1,7-diphenylhept-3-ene-1,5-diol (ent-10c)— $[\alpha]_{\text{D}}^{24} = +28.4$ (c 1.08, CHCl_3); IR (neat) 3360, 3027, 2925, 1949, 1878, 1807, 1669, 1603, 1495, 1454 cm^{-1} ; ^1H (500 MHz, CDCl_3) δ 7.38-7.17 (m, 10H), 5.72-5.66 (m, 1H), 5.62 (dd, $J = 15.5, 6.5$ Hz, 1H), 4.67 (td, $J = 6.6, 3.1$ Hz, 1H), 4.04-3.96 (m, 1H), 2.74-2.62 (m, 2H), 2.54-2.52 (m, 2H), 2.01 (d, OH, $J = 3.5$ Hz, 1H), 1.92-1.76 (m, 2H), 1.54 (d, OH, $J = 4.0$ Hz, 1H); ^{13}C (100 MHz, CDCl_3) δ 144.0, 142.1, 136.6, 128.6, 128.5, 127.8, 127.5, 126.01, 125.97, 73.8, 72.1, 42.1, 38.7, 31.9; HRMS (CI, NH_3) calcd for $\text{C}_{19}\text{H}_{26}\text{NO}_2$ $[\text{M}+\text{NH}_4]^+$ 300.1964 found 300.1951.

Synthesis of aldehyde 4

(E)-5-(4-Methoxy-benzyloxy)-pent-2-en-1-al (55)—To a solution of alkene **54**⁴⁰ (3.12 g, 16.2 mmol) in CH_2Cl_2 (70 mL) under argon, were successively added acrolein (freshly distilled, 3.25 mL, 48.7 mmol) and Hoveyda-Grubbs 2nd generation catalyst³⁹ (weighed in a glove box, 254 mg, 0.40 mmol) as a solution in CH_2Cl_2 (3 mL). The reaction mixture was stirred overnight at room temperature, then directly concentrated *in vacuo*. The residue was purified by flash chromatography (8/2 : hexanes/EtOAc) to give **55** (3.04 g, 85%) as a brown oil; IR (neat) 2999, 2934, 2907, 2855, 1614, 1586, 1514, 1464, 1442, 1361, 1302, 1247, 1209, 1173, 1097, 1036, 972, 821 cm^{-1} ; ^1H (400 MHz, CDCl_3) δ 9.51 (d, $J = 7.8$ Hz, 1H), 7.26 (d, $J = 8.7$ Hz, 2H), 6.89 (d, $J = 8.7$ Hz, 2H), 6.87 (dt, $J = 16.1, 6.0$ Hz, 1H), 6.17 (ddt, $J = 15.7, 7.8, 1.4$ Hz, 1H), 4.46 (s, 2H), 3.81 (s, 3H), 3.61 (t, $J = 6.2$ Hz, 2H), 2.62 (tdd, $J = 6.4, 6.4, 1.5$ Hz, 2H); ^{13}C (100 MHz, CDCl_3) δ 194.1, 159.5, 155.4, 134.3, 130.2, 129.5,

114.1, 73.0, 67.8, 55.5, 33.3; HRMS (ESI) calcd for $C_{13}H_{16}O_3$ $[M+Na]^+$ 243.0997, found 243.0995.

(S, E)-8-(4-Methoxy-benzyloxy)-octa-1,5-dien-4-ol (56)—(–)-Ipc₂BOMe (5.68 g, 17.9 mmol) was weighed in a glove box. Et₂O (72 mL) was added and the suspension was cooled to 0 °C. Allylmagnesium bromide (1 M in Et₂O, 16.6 mL, 16.6 mmol) was added dropwise. The mixture was stirred for 1 h, then was cooled to –78 °C and a solution of aldehyde **55** (3.04 g, 13.8 mmol) in Et₂O (17.5 mL) was added *via* cannula. The mixture was stirred for 3 h, then MeOH (1.8 mL), followed by NaOH (3 N, 17.4 mL, 52.3 mmol) and H₂O₂ (30% in H₂O, 17.3 mL, 169 mmol) were added. The solution was warmed to 23 °C and stirred overnight. The mixture was cooled at 0 °C and neutralize with HCl (3N). The aqueous phase was extracted with Et₂O. The combined organic phases were washed with brine, dried over MgSO₄, filtered and concentrated under reduced pressure. Purification of the crude by flash chromatography (gradient elution 85/15 to 70/30 : hexanes/ethyl acetate) provided **56** (2.99 g, 83%) as a colorless oil: e.e. 96%; $[\alpha]_D^{22} = -10.5$ (c = 0.89, CHCl₃); IR (neat) 3419 (br.), 2933, 2907, 2858, 1613, 1514, 1464, 1448, 1361, 1302, 1248, 1174, 1094, 1035, 972, 916, 821 cm⁻¹; ¹H (400 MHz, CDCl₃) δ 7.28-7.24 (m, 2H), 6.90-6.86 (m, 2H), 5.80 (ddt, *J* = 17.3, 9.9, 7.1 Hz, 1H), 5.70 (dt, *J* = 15.5, 6.6 Hz, 1H), 5.57 (dd, *J* = 15.5, 6.5 Hz), 5.16-5.14 (m, 1H), 5.11 (br. s, 1H), 4.44 (s, 2H), 4.17-4.10 (m, 1H), 3.81 (s, 3H), 3.48 (t, *J* = 6.8 Hz, 2H), 2.35 (dt, *J* = 6.8, 6.7 Hz, 2H), 2.31-2.23 (m, 2H), 1.70 (m, OH); ¹³C (100 MHz, CDCl₃) δ 159.4, 134.50, 134.1, 130.7, 129.5, 128.5, 118.3, 113.9, 72.7, 71.8, 69.6, 55.5, 42.1, 32.8; HRMS (ESI) calcd for $C_{16}H_{22}O_3$ $[M+Na]^+$ 285.1467, found 285.1468.

(S)-1-((2S,3S)-3-(2-(4-Methoxy-benzyloxy)-ethyl)oxiran-2-yl)-but-3-en-1-ol (57)—To a solution *L*-(+)-DET (freshly distilled, 1.19 mL, 6.86 mmol, dried over MS 4 Å for 1.5 h) in CH₂Cl₂ (11.2 mL) was added Ti(OiPr)₄ (freshly distilled, 1.75 mL, 5.72 mmol) at –40 °C, resulting in a slightly yellow solution. This mixture was stirred for 40 min, then a solution of alcohol **56** (3.0 g, 11.4 mmol, dried over MS 4 Å for 2 h) in CH₂Cl₂ (9 mL) was added *via* cannula. The mixture was stirred for 45 min at –20 °C, then a cold solution of TBHP (5.5 M in decane, 2.08 mL, 11.4 mmol, dried over MS 4 Å for 2 h) in CH₂Cl₂ (9 mL) was added *via* cannula. The solution was stirred at –20 °C for 7 h, then stored in a –20 °C freezer for 20 h. The mixture was allowed to warm to 0 °C, then NaOH (1 M, sat with NaCl, 17.6 mL) and H₂O (11 mL) were added. This mixture was stirred for 2 h at room temperature. It was then filtered through a plug of Celite, which was rinsed with CH₂Cl₂. The combined filtrates were washed with brine. The aqueous phase was extracted with CH₂Cl₂, the combined organic extracts dried over MgSO₄, filtered and concentrated under reduced pressure. Purification of the crude product by flash chromatography (gradient elution 85/15 to 70/30 : hexanes/ethyl acetate) afforded **57** (2.20 g, 69%) as a clear oil: 99% d.e.; $[\alpha]_D^{22} = -5.5$ (c = 1.02, CHCl₃); IR (neat) 3437 (br.), 2933, 2912, 2862, 1745, 1642, 1613, 1586, 1514, 1465, 1442, 1363, 1302, 1249, 1175, 1096, 1035, 917, 821 cm⁻¹; ¹H (400 MHz, CDCl₃) δ 7.27-7.25 (m, 2H), 6.86-6.90 (m, 2H), 5.86 (ddt, *J* = 17.1, 10.1, 7.1 Hz, 1H), 5.17-5.14 (m, 1H), 5.13-5.11 (m, 1H), 4.50-4.43 (m, 2H), 3.81 (br. s, 4H), 3.58 (t, *J* = 6.3 Hz, 2H), 3.14 (td, *J* = 9.1, 2.2 Hz, 1H), 2.84 (dd, *J* = 3.0, 3.0 Hz, 1H), 2.42-2.25 (m, 2H), 2.08 (bs, 1H), 1.91-1.76 (m, 2H); ¹³C (100 MHz, CDCl₃) δ 159.4, 133.9, 130.4, 129.5, 118.3, 114.0, 73.0, 68.4, 66.8, 60.5, 55.5, 53.4, 38.3, 32.3; HRMS (ESI) calcd for $C_{16}H_{22}O_4$ $[M+Na]^+$ 301.1416, found 301.1415.

(3S,5S)-1-(4-Methoxy-benzyloxy)-oct-7-ene-3,5-diol (58)—To a solution of epoxide **57** (2.2 g, 7.90 mmol) in THF (39.5 mL) was added MeOH (0.16 mL) and Red-Al® (3.3 M in toluene, 6.0 mL, 19.8 mmol) at 0 °C (gas evolution!) over a period of 10 min. After being warmed to 23 °C over 2 h, the solution was stirred for 16 h. NaOH (3 N, 23.7 mL) was added at 0 °C followed by water. The aqueous phase was extracted with Et₂O and the

combined organic phases washed with brine, dried over Na_2SO_4 , filtered and concentrated under reduced pressure. Purification of the crude by flash chromatography (1/2 : hexanes/ethyl acetate) afforded **58** (2.06 g, 93%) as colorless oil: $[\alpha]_{\text{D}}^{24} = +16.8$ ($c = 1.06$, CHCl_3); IR (neat) 3402, 2937, 1613, 1514, 1303, 1249, 1175, 1090, 1035, 821 cm^{-1} ; ^1H (400 MHz, CDCl_3) δ 7.25-7.23 (m, 2H), 6.90-6.86 (m, 2H), 5.83 (ddt, $J = 17.1, 10.2, 7.1$ Hz, 1H), 5.15-5.11 (m, 1H), 5.11-5.09 (m, 1H), 4.46 (s, 2H), 4.19-4.13 (m, 1H), 4.02-3.95 (m, 1H), 3.81 (s, 3H), 3.73 (q, $J = 4.8$ Hz, 1H), 3.67 (td, $J = 9.2, 3.8$ Hz, 1H), 3.51 (d, $J = 2.6$ Hz, OH), 2.84 (d, $J = 3.9$ Hz, OH), 2.26 (ddt, $J = 6.7, 6.7, 1.2$ Hz, 2H), 1.94-1.86 (m, 1H), 1.71-1.61 (m, 3H); ^{13}C (100 MHz, CDCl_3) δ 159.5, 135.1, 130.0, 129.6, 117.9, 114.1, 73.3, 69.8, 69.4, 68.3, 55.5, 42.3, 42.3, 36.4; HRMS (ESI) calcd for $\text{C}_{16}\text{H}_{24}\text{O}_4$ $[\text{M}+\text{Na}]^+$ 303.1572, found 303.1566.

(3S,5S)-3,5-Bis-(tert-butyldimethylsilyloxy)-1-(4-methoxy-benzyloxy)-oct-7-ene (59)—To a solution of diol **58** (2.06 g, 7.35 mmol) in DMF (14.7 mL) was added imidazole (2.02 g, 29.4 mmol) and TBSCl (4.31 g, 27.2 mmol). The mixture was stirred overnight and then poured into water (100 mL) and diluted with Et_2O . The aqueous phase was extracted with Et_2O and the combined organic phases were washed several times with water, then with brine. The combined extracts were dried over Na_2SO_4 , filtered and concentrated under reduced pressure. Purification of the crude product by flash chromatography (95/5 : hexanes/ethyl acetate) afforded the **59** (3.2 g, 86%) as pale yellow oil: $[\alpha]_{\text{D}}^{24} = +3.4$ ($c = 1.23$, CHCl_3); IR (neat) = 2945, 2929, 2895, 2857, 1614, 1514, 1472, 1463, 1361, 1250, 1099, 1041, 1004, 836, 807, 884 cm^{-1} ; ^1H (400 MHz, CDCl_3) δ 7.27-7.24 (m, 2H), 6.89-6.85 (m, 2H), 5.81 (mc, 1H), 5.06-5.02 (m, 2H), AB signal ($\delta_{\text{A}} = 4.40$, $\delta_{\text{B}} = 4.42$, $J_{\text{AB}} = 11.5$ Hz), 3.87 (mc, 1H), 3.80-3.76 (m, 4H), 3.50 (t, $J = 6.8$ Hz, 2H), 2.28-2.14 (m, 2H), 1.83-1.53 (m, 4H), 0.87 (s, 9H), 0.86 (s, 9H), 0.05 (s, 9H), 0.03 (s, 3H); ^{13}C (100 MHz, CDCl_3) δ 159.3, 135.2, 130.9, 129.4, 117.1, 113.9, 72.9, 69.8, 67.7, 67.0, 55.5, 45.6, 42.4, 37.9, 26.1, 18.32, 18.28, -3.86, -3.91, -4.0, -4.1; HRMS (ESI) calcd for $\text{C}_{28}\text{H}_{52}\text{O}_4\text{Si}_2$ $[\text{M}+\text{Na}]^+$ 531.3302, found 531.3305.

(3S,5S)-3,5-Bis-(tert-butyldimethylsilyloxy)-7-(4-methoxy-benzyloxy)-heptane-1-al (4)—To a solution of alkene **59** (1.75 g, 3.44 mmol) in dioxane (26 mL) and water (8.6 mL) was added 2,6-lutidine (freshly distilled, 0.865 mL, 7.43 mmol), OsO_4 (2.5 wt% in 2-methyl-2-propanol, 0.862 mL, 0.07 mmol) and NaIO_4 (2.95 g, 13.7 mmol). This mixture was stirred for 5 h, then the brown suspension was diluted with water and CH_2Cl_2 . The aqueous phase was extracted with CH_2Cl_2 , the combined organic phases washed with brine, dried over MgSO_4 , and concentrated under reduced pressure. Purification of the crude product by flash chromatography (95/5 : hexanes/ethyl acetate) afforded **4** (1.57 g, 89%) as yellow oil: $[\alpha]_{\text{D}}^{24} = -4.9$ ($c = 1.23$, CHCl_3); IR (neat) 2954, 2930, 2857, 1727, 1514, 1472, 1464, 1250, 1102, 1040, 1005, 837, 809, 776 cm^{-1} ; ^1H (400 MHz, CDCl_3) δ 9.78 (t, $J = 2.5$ Hz, 1H), 7.26-7.23 (m, 2H), 6.89-6.85 (m, 2H), AB signal ($\delta_{\text{A}} = 4.39$, $\delta_{\text{B}} = 4.42$, $J_{\text{AB}} = 11.5$ Hz), 4.24 (dddd, app. tt, $J = 6.0$ Hz, 1H), 3.87 (dddd, app. tt, $J = 6.1$ Hz, 1H), 3.81 (s, 3H), 3.49 (t, $J = 6.6$ Hz, 2H), 2.57 (ddd, $J = 15.4, 4.5, 2.1$ Hz, 1H), 2.49 (ddd, $J = 15.4, 6.5, 3.0$ Hz, 1H), 1.84-1.64 (m, 4H), 0.87 (s, 9H), 0.86 (s, 9H), 0.07 (s, 3H), 0.06 (s, 3H), 0.054 (s, 3H), 0.047 (s, 3H); ^{13}C (100 MHz, CDCl_3) δ 202.3, 159.3, 130.7, 129.5, 113.9, 72.9, 67.5, 66.6, 66.5, 55.5, 51.5, 46.3, 38.0, 26.1, 25.9, 18.2, 18.1, -4.0, -4.1, -4.2; HRMS (ESI) calcd for $\text{C}_{27}\text{H}_{50}\text{O}_5\text{Si}_2$ $[\text{M}+\text{Na}]^+$ 533.3095, found 533.3099.

Synthesis of aldehyde 3

(R)-7-Azido-4-[(tert-butyldimethylsilyloxy]-1-hepten (52)—(–)-Ipc₂BOMe (6.64 g, 21.0 mmol) was weighed in a glove box. Et_2O (84 mL) was added and the suspension was cooled to 0°C. Allylmagnesium bromide (1 M in Et_2O , 19.3 mL, 19.3 mmol) was added dropwise. The mixture was stirred for 1 h, then was cooled to -78 °C and a solution of

known aldehyde **49**³⁴ (3.04 g, 13.8 mmol) in Et₂O (22.0 mL) was added *via* cannula. The mixture was stirred for 3 h at -78 °C, then MeOH (2.1 mL), followed by NaOH (3 N, 22.0 mL, 66.3 mmol) and H₂O₂ (30% in H₂O, 22.0 mL, 215 mmol) were added. The solution was warmed to 23 °C and stirred overnight. The mixture was cooled at 0 °C and neutralized with HCl (3N). The aqueous phase was extracted with Et₂O. The combined organic phases were washed with brine, dried over MgSO₄, filtered and carefully concentrated under reduced pressure (removal of solvent at 250 torr/0 °C owing to the volatility of the product). The azidoalcohol **50** was obtained as a ca. 1:2 mixture with isopinocampheol **51** as a viscous oil. To this mixture of **50** and isopinocampheol **51** in DMF (10 mL) were added TBSCl (11.3 g, 71.4 mmol) and imidazole (5.27 g, 77.4 mmol). After being stirred overnight, the mixture was poured into water (100 mL) and Et₂O. The aqueous phase was extracted with Et₂O and the combined organic phases were washed several times with water, then with brine. The combined extracts were dried over Na₂SO₄, filtered and concentrated under reduced pressure. Purification of the crude product by flash chromatography (95/5 : hexanes/ethyl acetate) afforded **52** (3.4 g, 73% over two steps) as a clear oil: e.e. 91%; [α]_D²⁶ = +13.1 (c = 1.09, CHCl₃); IR (neat) 2955, 2931, 2858, 2093, 1472, 1464, 1361, 1256, 1092, 1041, 1005, 939, 914, 837, 809, 775 cm⁻¹; ¹H (400 MHz, CDCl₃) δ 5.84-5.74 (m, 1H), 5.08-5.06 (m, 1H), 5.03 (br. s, 1H), 3.73 (dddd, app. tt, *J* = 5.7 Hz, 1H), 3.27 (t, *J* = 6.9 Hz, 2H), 2.22 (dd, app. t, *J* = 6.0 Hz, 2H), 1.74-1.43 (m, 4H), 0.89 (s, 9H), 0.06 (s, 3H), 0.05 (s, 3H); ¹³C (100 MHz, CDCl₃) δ 134.8, 117.1, 71.3, 51.7, 41.9, 33.6, 25.9, 24.7, 18.1, -4.4, -4.6; HRMS (ESI) calcd for C₁₃H₂₇N₃OSi [M+Na]⁺ 292.1821, found 292.1830.

Tert-butyl ((4R)-4-[[tert-butyl(dimethyl)silyloxy]hept-6-en-1-yl]carbamate (53)

—To a room temperature solution of alkene **52** (1.0 g, 3.49 mmol) in wet Et₂O (9 mL) was added tributylphosphine (1.07 mL, 4.19 mmol). The mixture was stirred for 1.5 h at ambient temperature and then cooled to -50 °C. Di-*tert*-butyl dicarbonate (923 mg, 4.19 mmol) as a solution in Et₂O (2.6 mL) was slowly added and the resulting mixture was stirred for 2 h. The reaction was quenched with a solution of saturated NaHCO₃ (11.6 mL), and allowed to warm to room temperature and stirred overnight. The aqueous phase was separated and extracted with Et₂O. The combined organic phases were washed with brine, dried over MgSO₄, filtered and concentrated under reduced pressure. Purification of the crude product by flash chromatography (gradient elution 98/2 to 80/20 : hexanes/ethyl acetate) afforded **53** (845 mg, 70%) as clear oil: [α]_D²⁷ = +10.6 (c = 0.5, CHCl₃); IR (neat) 3349, 2929, 2857, 1693 (broad), 1513, 1365, 1251, 1172, 1117, 1002, 912, 835, 773 cm⁻¹; ¹H (400 MHz, CDCl₃) δ 5.84-5.71 (m, 1H), 5.06-5.02 (m, 1H), 5.01 (bs, 1H), 4.54 (bs, 1H), 3.71 (app quint, *J* = 5.7 Hz, 1H), 3.17-3.02 (m, 2H), 2.23-2.18 (m, 2H), 1.43 (s, 9H), 1.60-1.39 (m, 4H), 0.88 (s, 9H), 0.044 (s, 3H), 0.037 (s, 3H); ¹³C (100 MHz, CDCl₃) δ 156.2, 135.3, 117.1, 79.2, 71.7, 42.1, 40.9, 34.0, 28.6, 27.6, 26.1, 18.3, -4.2, -4.3; HRMS (ESI) calcd for C₁₈H₃₇NO₃Si [M+Na]⁺ 366.2440, found 366.2449.

Tert-butyl ((4R,6E)-4-[[tert-butyl(dimethyl)silyloxy]-8-oxooct-6-en-1-yl]carbamate (3)

—To a solution of alkene **53** (273 mg, 0.79 mmol) in CH₂Cl₂ (2.4 mL) under argon were successively added acrolein (freshly distilled, 0.159 mL, 2.38 mmol) and Hoveyda-Grubbs 2nd generation catalyst³⁹ (weighed in a glove box, 12 mg, 0.020 mmol) as a solution in CH₂Cl₂ (1 mL). The reaction was stirred overnight at room temperature, then concentrated *in vacuo* and directly purified by flash chromatography (8/2 : hexanes/EtOAc). This afforded aldehyde **3** (276 mg, 94%) as a clear oil which solidified when stored in the freezer: [α]_D²⁷ = +10.0 (c = 0.69, CHCl₃); IR (neat) 3360, 2930, 2858, 1693 (broad), 1520, 1365, 1252, 1172, 836, 775 cm⁻¹; ¹H (400 MHz, CDCl₃) δ 9.51 (d, *J* = 8.0 Hz, 1H), 6.86 (dt, *J* = 15.6, 7.4 Hz, 1H), 6.13 (ddt, *J* = 15.6, 7.9, 1.3 Hz, 1H), 4.52 (bs, 1H), 3.87 (app quint, *J* = 5.6 Hz, 1H), 3.19-3.03 (m, 2H), 2.56-2.41 (m, 2H), 1.56-4.46 (m, 4H), 1.44 (s, 9H), 0.88 (s, 9H), 0.06 (s, 3H), 0.035 (s, 3H); ¹³C (100 MHz, CDCl₃) δ 194.0, 156.2, 155.1,

135.1, 79.4, 70.8, 40.6, 34.5, 28.6, 26.0, 25.9, 18.3, -4.25, -4.27; HRMS (ESI) calcd for $C_{19}H_{37}NO_4Si$ $[M+Na]^+$ 394.2390, found 394.2391.

Tert-butyl {(4R,6E,8S,10E,12S,14S,16S)-4,14,16-tris[[tert-butyl(dimethyl)silyloxy]-8,12-dihydroxy-18-[(4-methoxybenzyl)oxy]octadeca-6,10-dien-1-yl]carbamate (60)}—To a 0 °C solution of borohydride **26R** (81.0 mg, 0.250 mmol, 1 equiv, considering a 90% yield for the conversion of borohydride **26R** to borane **25R** based on titration³) in toluene (0.5 mL) was added TMSCl (32.0 μL, 0.250 mmol, 1 equiv). The reaction mixture was stirred for 10 min, then was cooled to -78 °C and a solution of allene **45** (0.114 g, 0.325 mmol, 1.3 equiv) in toluene (1 mL) / CH_2Cl_2 (0.1 mL) was added dropwise. The viscous mixture was stirred at -30 °C for 1 h. The resulting clear reaction mixture was then cooled to -78 °C and a solution of **4** (0.213 mmol, 0.85 equiv) in CH_2Cl_2 (0.25 mL) was added. Four hours later, a solution of **3** (0.300 mmol, 1.2 equiv) in CH_2Cl_2 (0.25 mL) followed by $BF_3 \cdot OEt_2$ (47.0 μL, 0.375 mmol, 1.5 equiv) were added and the reaction mixture was stirred for an additional 4 h. A pH 7 buffer solution ($KH_2PO_4/NaOH$) (1 mL) followed by THF (1.5 mL) and MeOH (0.5 mL) were then added and the mixture was stirred at 20 °C for 24 h. The biphasic mixture was poured into a saturated aqueous NH_4Cl solution, and the crude product was extracted with ethyl acetate (3×). The combined organic layers were washed with brine, dried over $MgSO_4$, filtered, and concentrated under reduced pressure. The residue was purified by flash column chromatography (SiO_2 , hexanes / ethyl acetate, gradient elution: 7:3 to 6:4 to 1:1) to afford **60** (163 mg, 83%) as a colorless oil: $[\alpha]_D^{25} = -4.7$ (*c* 0.64, $CHCl_3$); IR (neat) 3375, 2953, 2929, 2896, 2856, 1694, 1514, 1472, 1463, 1389, 1365, 1250, 1172, 1098, 1041, 1005, 971, 836, 809, 774 cm^{-1} ; 1H (400 MHz, $CDCl_3$) δ 7.24 (d, *J* = 8.6 Hz, 2H), 6.87 (d, *J* = 8.6 Hz, 2H), 5.70-5.47 (m, 4H), 4.63 (bs, 1H), 4.41 (m, overlap, 1H), 4.40 (dd, *J* = 12.0, 11.6 Hz, 2H), 4.10 (app q, *J* = 6.2 Hz, 1H), 4.06-3.99 (m, 1H), 3.82 (m, overlap, 1H), 3.79 (s, 3H), 3.74-3.66 (m, 1H), 3.50 (t, *J* = 6.8 Hz, 2H), 3.15-3.02 (m, 2H), 2.34-2.13 (m, 4H), 1.89-1.63 (m, 6H), 1.43 (s, 9H), 1.62-1.35 (m, 7H), 0.88 (s, 18H), 0.86 (s, 9H), 0.09 (s, 3H), 0.08 (s, 3H), 0.06 (s, 3H), 0.041 (s, 3H), 0.035 (s, 6H); ^{13}C (100 MHz, $CDCl_3$) δ 159.3, 156.2, 136.8, 134.9, 130.8, 129.5, 128.1, 126.2, 114.0, 79.23, 72.9, 72.1, 71.8, 69.4, 69.3, 67.7, 66.8, 55.5, 45.0, 42.8, 40.8, 40.6, 40.4, 37.5, 33.9, 28.7, 26.3, 26.1, 26.0, 18.3, 18.2, 18.1, -3.9, -4.1, -4.1, -4.3, -4.4; HRMS (ESI) calcd for $C_{49}H_{93}NO_9NaSi_3$ $[M+Na]^+$ 946.6056, found 946.6063.

The absolute stereochemistry of the two hydroxyl groups in **60** were assigned by using the Mosher ester method.

Tert-butyl {(4R,6E,8S,10E,12S,14R,16S)-4,8,12,14,16-pentakis[[tert-butyl(dimethyl)silyloxy]-18-[(4-methoxybenzyl)oxy]octadeca-6,10-dien-1-yl]carbamate (2)}—To a solution of alcohol **60** (20 mg, 0.022 mmol) in CH_2Cl_2 (0.25 mL) was added imidazole (12 mg, 0.18 mmol) and TBS-Cl (20 mg, 0.13 mmol). The mixture was stirred overnight, then concentrated in vacuo. The crude product was directly purified by flash chromatography (gradient elution 99/1 to 90/10 : hexanes/ethyl acetate) to give **2** (24 mg, 94%) as clear oil: $[\alpha]_D^{27} = -3.5$ (*c* = 0.45, $CHCl_3$); IR (neat) 2953, 2928, 2887, 2856, 1718, 1513, 1471, 1462, 1248, 1171, 1064, 1040, 1004, 971, 832, 807, 771 cm^{-1} ; 1H (400 MHz, $CDCl_3$) δ 7.24 (d, *J* = 8.8 Hz, 2H), 6.86 (d, *J* = 8.8 Hz, 2H), 5.59-5.37 (m, 4H), 4.53 (bs, 1H), 4.41 (dd, *J* = 11.6, 11.6 Hz, 2H), 4.21-4.14 (m, 1H), 4.07 (app q, *J* = 6.1 Hz, 1H), 3.91-3.78 (m, 2H), 3.80 (s, 3H), 3.73-3.64 (m, 1H), 3.50 (t, *J* = 6.8 Hz, 2H), 3.16-3.01 (m, 2H), 2.27-2.12 (m, 4H), 1.89-1.79 (m, 1H), 1.43 (s, 9H), 1.72-1.36 (m, 9H), 0.88 (s, 18H), 0.872 (s, 9H), 0.869 (s, 9H), 0.86 (s, 9H), 0.06 (s, 3H), 0.05-0.03 (m, 21H), 0.02 (s, 3H), 0.01 (s, 3H); ^{13}C (100 MHz, $CDCl_3$) δ 159.2, 156.1, 136.4, 135.8, 131.1, 129.4, 126.8, 126.4, 113.9, 79.2, 73.6, 72.7, 71.9, 71.3, 67.5, 67.4, 66.9, 55.5, 47.4, 46.9, 41.7, 40.9, 40.3, 37.5, 33.7, 28.7, 26.23, 26.19, 26.14, 26.11, 18.5, 18.4, 18.30, 18.25, -3.2, -3.3, -3.5, -3.9,

-4.06, -4.13, -4.2, -4.38, -4.45; HRMS (ESI) calcd for C₆₁H₁₂₁NO₉Si₅ [M+Na]⁺ 1174.7785, found 1174.7780.

Tert-butyl {(4R,6E,8R,10E,12R,14S,16S)-4,14,16-tris{[tert-butyl(dimethyl)silyl]oxy}-8,12-dihydroxy-18-[(4-methoxybenzyl)oxy]octadeca-6,10-dien-1-yl}carbamate (61)—To a 0 °C solution of borohydride **25S** (81.0 mg, 0.250 mmol, 1 equiv, considering a 90% yield for the conversion of borohydride **26S** to borane **25S** based on titration^{8d}) in toluene (0.5 mL) was added TMSCl (32 μL, 0.250 mmol, 1 equiv). The reaction mixture was stirred for 10 min, then was cooled to -78 °C and a solution of allene **45** (0.114 g, 0.325 mmol, 1.3 equiv) in toluene (1 mL) / CH₂Cl₂ (0.1 mL) was added dropwise. The viscous mixture was stirred at -30 °C for 1 h. The resulting clear reaction mixture was then cooled to -78 °C and a solution of **4** (0.213 mmol, 0.85 equiv) in CH₂Cl₂ (0.25 mL) was added. After 4h, a solution of **3** (0.300 mmol, 1.2 equiv) in CH₂Cl₂ (0.25 mL) followed by BF₃•OEt₂ (47 μL, 0.375 mmol, 1.5 equiv) were added and the reaction mixture was stirred for an additional 4 h. A pH 7 buffer solution (KH₂PO₄/NaOH) (1 mL) followed by THF (1.5 mL) and MeOH (0.5 mL) were then added. The resulting mixture was stirred at 20 °C for 24 h. The biphasic mixture was poured into saturated aqueous NH₄Cl solution, and the crude product was extracted with ethyl acetate (3×). The combined organic layers were washed with brine, dried over MgSO₄, filtered, and concentrated under reduced pressure. The residue was purified by flash column chromatography (SiO₂, hexanes / ethyl acetate, gradient elution: 7:3 to 6:4 to 1:1) to afford **61** (153 mg, 78%) as a colourless oil: [α]_D²⁵ = -7.8 (c 0.50, CHCl₃); IR (neat) 3374, 2953, 2929, 2895, 2856, 1695, 1514, 1472, 1462, 1365, 1250, 1172, 1098, 1040, 1005, 971, 835, 808, 774 cm⁻¹; ¹H (400 MHz, CDCl₃) δ 7.24 (d, *J* = 8.6 Hz, 2H), 6.86 (d, *J* = 8.6 Hz, 2H), 5.70-5.47 (m, 4H), 4.67 (bs, 1H), 4.40 (dd, *J* = 12.0, 11.6 Hz, 2H), 4.26-4.17 (m, 1H), 4.08 (app q, *J* = 6.3 Hz, 1H), 3.92-3.85 (m, 1H), 3.85-3.78 (m, 1H), 3.79 (s, 3H), 3.74-3.66 (m, 1H), 3.48 (t, *J* = 6.8 Hz, 2H), 3.15-3.02 (m, 2H), 2.31-2.14 (m, 4H), 2.10-1.90 (bs, 1H), 1.83-1.57 (m, 6H), 1.57-1.36 (m, 6H), 1.43 (s, 9H), 0.88 (s, 9H), 0.87 (s, 9H), 0.85 (s, 9H), 0.084 (s, 3H), 0.079 (s, 3H), 0.044 (s, 3H), 0.035 (s, 3H), 0.030 (s, 6H); ¹³C (100 MHz, CDCl₃) δ 159.3, 156.2, 136.3, 134.9, 130.7, 129.5, 127.9, 126.6, 113.9, 79.2, 72.9, 71.8, 71.7, 71.3, 70.7, 67.5, 66.8, 55.4, 47.0, 44.6, 40.8, 40.6, 40.4, 37.6, 33.9, 28.6, 26.08, 26.06, 26.04, 25.9, 18.3, 18.2, 18.1, -3.6, -4.0, -4.2, -4.3, -4.4; HRMS (ESI) calcd for C₄₉H₉₃NO₉NaSi₃ [M+Na]⁺ 946.6056, found 946.6060.

The absolute stereochemistry of the two hydroxyl groups in **61** were assigned by using the Mosher ester method.

Tert-butyl {(4R,6E,8R,10E,12R,14R,16S)-4,8,12,14,16-pentakis{[tert-butyl(dimethyl)silyl]oxy}-18-[(4-methoxybenzyl)oxy]octadeca-6,10-dien-1-yl}carbamate (62)—To a solution of alcohol **61** (20 mg, 0.022 mmol) in CH₂Cl₂ (0.25 mL) was added imidazole (12 mg, 0.176 mmol) and TBSCl (20 mg, 0.126 mmol). The mixture was stirred overnight and then concentrated in vacuo. The crude product was directly purified by flash chromatography (gradient elution 99/1 to 90/10 : hexanes/ethyl acetate) to give **62** (23 mg, 90%) as clear oil: [α]_D²⁷ = -5.3 (c = 1.47, CHCl₃); IR (neat) 2953, 2928, 2886, 2856, 1709, 1513, 1471, 1462, 1363, 1248, 1171, 1078, 1039, 1004, 832, 807, 772, 733 cm⁻¹; ¹H (400 MHz, CDCl₃) δ 7.24 (d, *J* = 8.8 Hz, 2H), 6.86 (d, *J* = 8.8 Hz, 2H), 5.59-5.37 (m, 4H), 4.54 (bs, 1H), 4.41 (dd, *J* = 11.6, 11.6 Hz, 2H), 4.21 (app q, *J* = 6.7 Hz, 1H), 4.07 (app q, *J* = 5.9 Hz, 1H), 3.89-3.81 (m, 1H), 3.80 (s, 3H), 3.78-3.71 (m, 1H), 3.71-3.64 (m, 1H), 3.48 (t, *J* = 6.8 Hz, 2H), 3.16-3.01 (m, 2H), 2.27-2.12 (m, 4H), 1.85-1.73 (m, 1H), 1.72-1.36 (m, 9H), 1.43 (s, 9H), 0.89-0.88 (m, 27H), 0.87 (s, 9H), 0.86 (s, 9H), 0.045 (s, 9H), 0.04 (s, 9H), 0.03 (s, 6H), 0.02 (s, 6H); ¹³C (100 MHz, CDCl₃) δ 159.3, 156.1, 135.6, 135.5, 131.0, 129.4, 127.0, 126.4, 113.9, 79.2, 73.4, 72.8, 71.9, 71.1, 67.7, 67.6, 66.9, 55.5, 47.1, 46.8, 41.8, 41.0, 40.5, 37.8, 33.9, 28.7, 26.21, 26.16, 26.1, 25.9, 18.5,

18.4, 18.31, 18.27, -3.5, 3.7, -3.8, -3.9, -4.06, -4.14, -4.2, -4.3, -4.4, -4.5; HRMS (ESI) calcd for C₆₁H₁₂₁NO₉Si₅ [M+Na]⁺ 1174.7785, found 1174.7793.

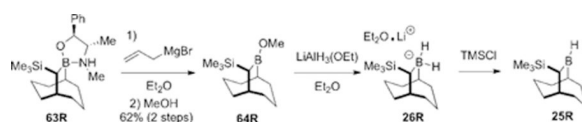
Acknowledgments

We thank the National Institutes of Health (GM038436) for support of this research, and the German Academic Exchange Service (DAAD) for a postdoctoral fellowship to A.S.

References and notes

- Examples of natural products containing (*E*)-1,5-*syn*-diol units: (a) Amphidinol 3: Murata M, Matsuoka S, Matsumori N, Paul GK, Tachibana K. *J. Am. Chem. Soc.* 1999; 121:870. (b) Tetrafibricin: Kobayashi Y, Czechtizky W, Kishi Y. *Org. Lett.* 2003; 5:93. [PubMed: 12509899] (c) Marinomycins A–C: Kwon HC, Kauffman CA, Jensen PR, Fenical W. *J. Am. Chem. Soc.* 2006; 128:1622. [PubMed: 16448135] (d) Aigialomycin F: Isaka M, Yangchum A, Intamas S, Kocharin K, Gareth Jones EB, Kongsaree P, Prabpai S. *Tetrahedron.* 2009; 65:4396. (e) Marinisporolides: Kwon HC, Kauffman CA, Jensen PR, Fenical W. *J. Org. Chem.* 2009; 74:675. [PubMed: 19132943]
- BouzBouz S, Cossy J. *Org. Lett.* 2004; 6:3469. [PubMed: 15387525]
- (a) BouzBouz S, Cossy J. *Org. Lett.* 2001; 3:1451. [PubMed: 11388839] (b) BouzBouz S, Simmons R, Cossy J. *Org. Lett.* 2004; 6:3465. [PubMed: 15387524]
- Schmidt DR, O'Malley SJ, Leighton JL. *J. Am. Chem. Soc.* 2003; 125:1190. [PubMed: 12553820]
- Nicolaou KC, Nold AL, Milburn RR, Schindler CS, Cole KP, Yamaguchi J. *J. Am. Chem. Soc.* 2007; 129:1760. [PubMed: 17249678]
- Friestad GK, Sreenilayam G. *Org. Lett.* 2010; 12:5016. [PubMed: 20939544]
- Wender PA, Verma VA, Paxton TJ, Pillow TH. *Acc. Chem. Res.* 2008; 41:40. [PubMed: 18159936]
- (a) Brown HC, Narla G. *J. Org. Chem.* 1995; 60:4686. (b) Barrett AGM, Braddock CD, de Koning PD, White AJP, Williams DJ. *J. Org. Chem.* 2000; 65:375. [PubMed: 10813944] (c) Flamme EM, Roush WR. *J. Am. Chem. Soc.* 2002; 124:13644. [PubMed: 12431072] (d) Kister J, DeBaillie AC, Lira R, Roush WR. *J. Am. Chem. Soc.* 2009; 131:14174. [PubMed: 19775159] (e) Cheng M, Handa M, Roush W. *J. Am. Chem. Soc.* 2009; 131:14602. [PubMed: 19778012] (f) Morgan JB, Morken JP. *Org. Lett.* 2003; 5:2573. [PubMed: 12841784] (g) Pelz NF, Woodward AR, Burks HE, Sieber JD, Morken JP. *J. Am. Chem. Soc.* 2004; 126:16328. [PubMed: 15600327] (h) Woodward AR, Burks HE, Chan LM, Morken JP. *Org. Lett.* 2005; 7:5505. [PubMed: 16288542] (i) Sieber JD, Morken JP. *J. Am. Chem. Soc.* 2006; 128:74. [PubMed: 16390128] (j) Gonzalez AZ, Roman JG, Alicea E, Canales E, Soderquist JA. *J. Am. Chem. Soc.* 2009; 131:1269. [PubMed: 19117388]
- (a) Flamme EM, Roush WR. *Org. Lett.* 2005; 7:1411. [PubMed: 15787519] (b) Owen RM, Roush WR. *Org. Lett.* 2005; 7:3941. [PubMed: 16119937] (c) Hicks JD, Flamme EM, Roush WR. *Org. Lett.* 2005; 7:5509. [PubMed: 16288543] (d) Lira R, Roush WR. *Org. Lett.* 2007; 9:4315. [PubMed: 17867698]
- Kamiyama T, Umino T, Fujisaki N, Fujimori K, Satoh T, Yamashita Y, Ohshima S, Watanabe J, Yokose K. *J. Antibiot.* 1993; 46:1039. [PubMed: 8360097]
- (a) Satoh T, Yamashita Y, Kamiyama T, Watanabe J, Steiner B, Hadvary P, Arisawa M. *Thromb. Res.* 1993; 72:389. [PubMed: 8303682] (b) Satoh T, Yamashita Y, Kamiyama T, Arisawa M. *Thromb. Res.* 1993; 72:401. [PubMed: 8303683] (c) Satoh T, Kouns WC, Yamashita Y, Maiyama T, Steiner B. *Biochem. J.* 1994; 301:785. [PubMed: 7519850] (d) Satoh T, Kouns WC, Yamashita Y, Kamiyama T, Steiner B. *Biochem. Biophys. Res. Commun.* 1994; 204:325. [PubMed: 7524499]
- Lira R, Roush WR. *Org. Lett.* 2007; 9:533. [PubMed: 17249805]
- (a) Gudipati V, Bajpai R, Curran DP. *Collect. Czech. Chem. Commun.* 2009; 74:771. (b) Zhang K, Gudipati V, Curran DP. *Synlett.* 2010:667. [PubMed: 20686632] (c) Gudipati V, Curran DP. *Tetrahedron Lett.* 2011; 52:2254. [PubMed: 21603053] (d) After our manuscript was submitted for publication, Krisch's synthesis of the C(21)-C(40) fragment of tetrafibricin was published: Kumpulainen ETT, Kang B, Krische MJ. *Org. Lett.* 2011; 13:2484. [PubMed: 21469726]
- Kister J, Nuhant P, Lira R, Sorg S, Roush WR. *Org. Lett.* 2011; 13:1868. [PubMed: 21375316]

15. Brown HC, Singaram B. *J. Org. Chem.* 1984; 49:945.
16. (a) Mikhailov BM. *Organomet. Chem. Rev., Sect. A.* 1972; 8:1.(b) Kramer GW, Brown HC. *J. Organomet. Chem.* 1977; 132:9.
17. (a) Beletskaya I, Pelter A. *Tetrahedron.* 1997; 53:4957.(b) Burgess K, Ohlmeyer MJ. *Chem. Rev.* 1991; 91:1179.
18. Burgos CH, Canales E, Matos K, Soderquist JA. *J. Am. Chem. Soc.* 2005; 127:8044. [PubMed: 15926828]
19. (a) Munoz-Hernandez L, Soderquist JA. *Org. Lett.* 2009; 11:2571. [PubMed: 19462946] (b) Ess DH, Kister J, Chen M, Roush WR. *Org. Lett.* 2009; 11:5538. [PubMed: 19899749]
20. (a) Soderquist JA, Matos K, Burgos CH, Lai C, Vaquer J, Medina JR, Huang SD. *ACS Symp. Ser.* 2001; 783:176.(b) Gonzalez AZ, Román JG, Gonzalez E, Martinez J, Medina JR, Matos K, Soderquist JA. *J. Am. Chem. Soc.* 2008; 130:9218. and references cited therein. [PubMed: 18582063]
21. Nonracemic borane **25R** [10-TMS-9-BBD-H] is easily prepared from pseudoephedrine complex **63R** by using Soderquist's procedure.²⁰ Both enantiomers of **63R** are commercially available but also are easily prepared in two steps from racemic B-OMe-9-BBN **64**^{20b} We found, however, that generation of **25R** from the mono-diethyl etherate borohydride **26R** is best performed in the presence of allene, owing to the instability of **7**^{8d}



22. Chen M, Roush WR. *Org. Lett.* 2010; 12:2706. [PubMed: 20476769]
23. (a) Carosi L, Lachance H, Hall DG. *Tetrahedron Lett.* 2005; 46:8981.(b) Carosi L, Hall DG. *Angew. Chem., Int. Ed.* 2007; 46:5913.(c) Peng F, Hall DG. *J. Am. Chem. Soc.* 2007; 129:3070. [PubMed: 17315879] (d) Peng F, Hall DG. *Tetrahedron Lett.* 2007; 48:3305.(e) Carosi L, Hall DG. *Can. J. Chem.* 2009; 87:650.
24. Masamune S, Choy W, Petersen JS, Sita LR. *Angew. Chem. Int. Ed. Engl.* 1985; 24:1.
25. (a) Keck GE, Boden EP. *Tetrahedron Lett.* 1984; 25:265.(b) Keck GE, Boden EP. *Tetrahedron Lett.* 1984; 25:1879.(c) Keck GE, Abbott DE. *Tetrahedron Lett.* 1984; 25:1883.(d) Keck GE, Savin KA, Cressman ENK, Abbott DE. *J. Org. Chem.* 1994; 59:7889.(e) Marshall JA. *Chem. Rev.* 1996; 96:31. and articles cited therein. [PubMed: 11848743]
26. Prevost, C.; Gaudemar, M.; Honigberg, JCR. *Acad. Sci. Vol. 230. Paris: 1950. p. 1186*
27. Keck GE, Tarbet KH, Geraci LS. *J. Am. Chem. Soc.* 1993; 115:8467.
28. (a) Aspinall HC, Browning AF, Greeves N, Ravenscroft P. *Tetrahedron Lett.* 1994; 35:4639.(b) Aspinall HC, Greeves N, McIver EG. *Tetrahedron Lett.* 1998; 39:9283.
29. Yanagisawa A, Nakashima H, Ishiba A, Yamamoto H. *J. Am. Chem. Soc.* 1996; 118:4723.
30. Peterson DJ. *J. Org. Chem.* 1968; 33:780.
31. (a) Denmark SE, Weber EJ, Wilson TM, Willson TM. *Tetrahedron.* 1989; 45:1053.(b) Keck GE, Dougherty SM, Savin KA. *J. Am. Chem. Soc.* 1995; 117:6210.
32. Batey RA, Thadani AN, Smil DV. *Tetrahedron Lett.* 1999; 40:4289.
33. BF₃·OEt₂ proved to be the most efficient Lewis acid in a previous study: Batey RA, Thadani AN, Smil DV, Lough AJ. *Synthesis.* 2000:990.
34. Hudlicky T, Frazier JO, Seoane G, Tiedje M, Seoane A, Kwart LD, Beal C. *J. Am. Chem. Soc.* 1986; 108:3755.

35. (a) Jadhav PK, Bhat KS, Perumal PT, Brown HC. *J. Org. Chem.* 1986; 51:432.(b) Brown HC, Bhat KS, Randad RS. *J. Org. Chem.* 1989; 54:1570.(c) Racherla US, Brown HC. *J. Org. Chem.* 1991; 56:401.
36. (a) Dale JA, Mosher HS. *J. Am. Chem. Soc.* 1991; 95:512.(b) Ohtani I, Kusumi T, Kashman Y, Kakisawa H. *J. Am. Chem. Soc.* 1991; 113:4092.
37. Afonso CAM. *Tetrahedron Lett.* 1995; 36:8857.
38. Blackwell HE, O'Leary DJ, Chatterjee AK, Washenfelder RA, Bussmann DA, Grubbs RH. *J. Am. Chem. Soc.* 2000; 122:58.
39. Kingsbury JS, Harrity JPA, Bonitatebus PJ, Hoveyda AH. *J. Am. Chem. Soc.* 1999; 121:791.
40. Six Y. *Eur. J. Org. Chem.* 2003:1157.
41. Gao Y, Hanson RM, Klunder JM, Ko SY, Masamune H, Sharpless KB. *J. Am. Chem. Soc.* 1987; 109:5765.
42. Page PCB, Rayner CM, Sutherland IO. *J. Chem. Soc. Perkin Trans.* 1990; 1:2403.
43. Rychnovsky SD, Rogers B, Yang G. *J. Org. Chem.* 1993; 58:3511.
44. Yu W, Mei Y, Kang Y, Hua Z, Jin Z. *Org. Lett.* 2004; 6:3217. [PubMed: 15355016]
45. Still WC, Kahn M, Mitra A. *J. Org. Chem.* 1978; 43:2923.
46. (a) Batey RA, Quach TD. *Tetrahedron Lett.* 2001; 42:9099.(b) Thadani AN, Batey RA. *Org. Lett.* 2002; 4:3827. [PubMed: 12599469]
47. Bagutski V, Ros A, Aggarwal VK. *Tetrahedron.* 2009; 65:9956.
48. Lombardo M, Morganti S, Trombini C. *J. Org. Chem.* 2003; 68:997. [PubMed: 12558427]

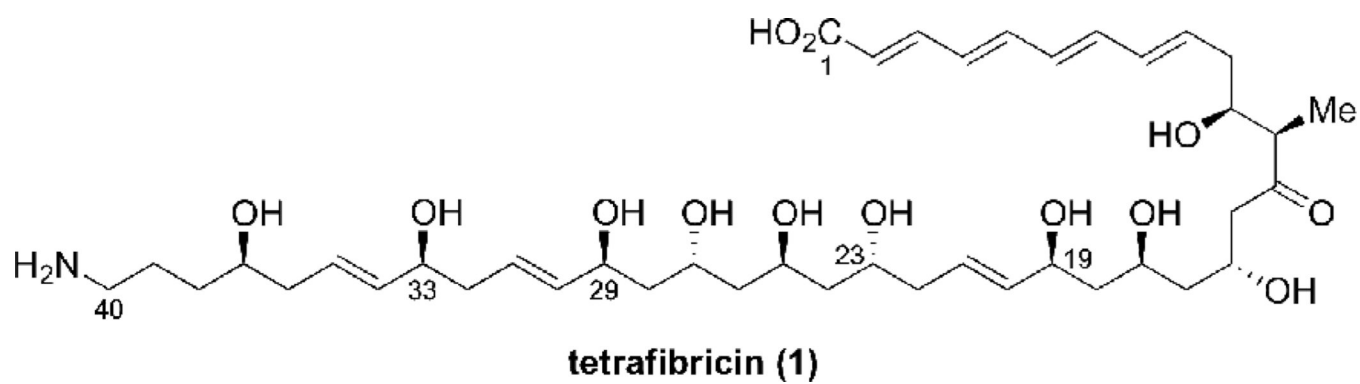
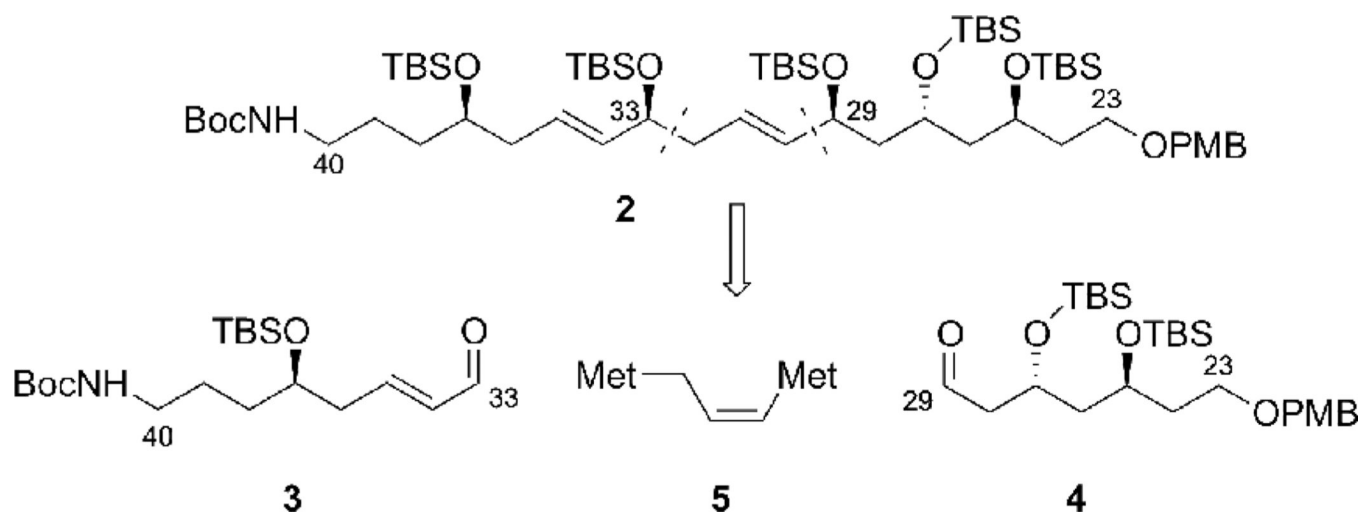
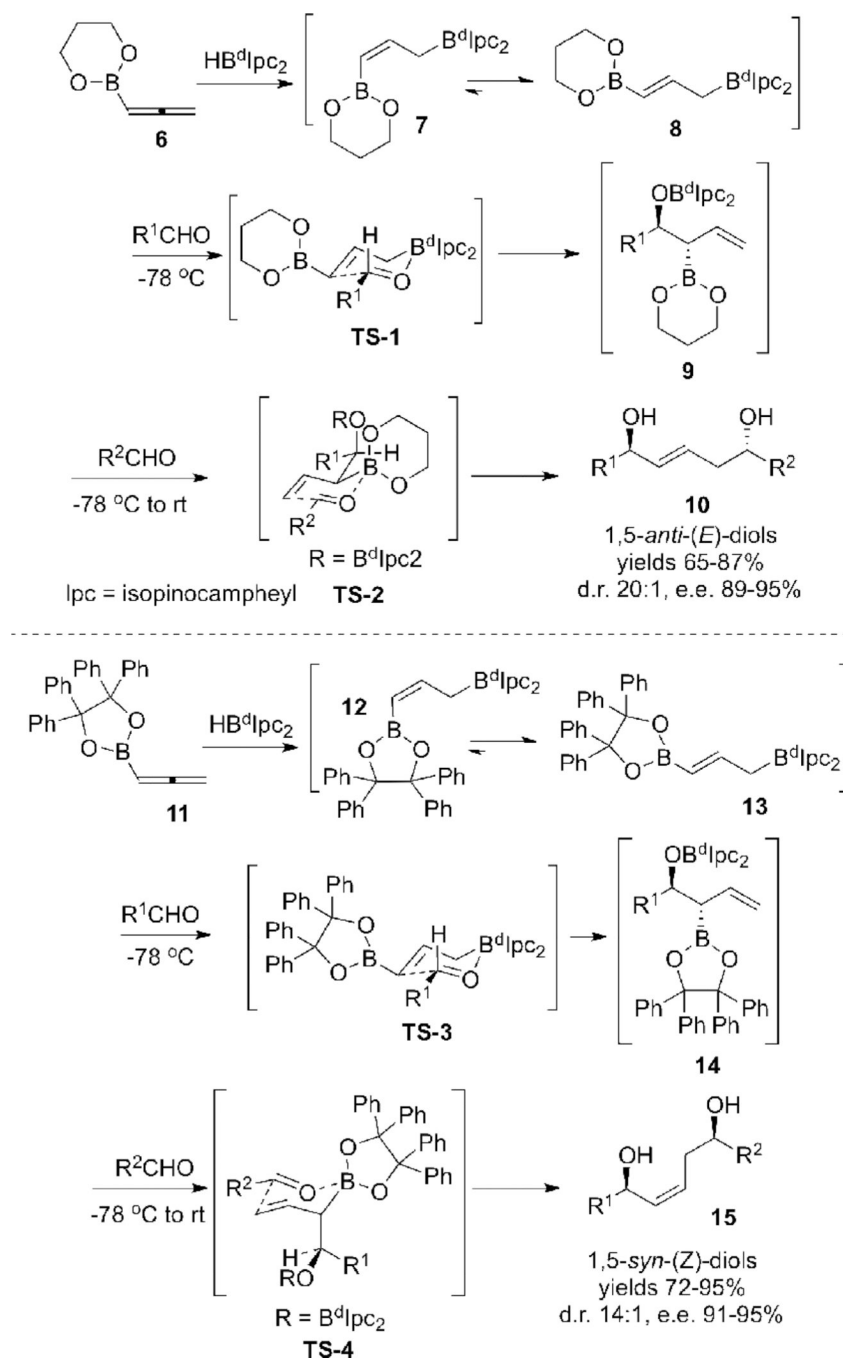


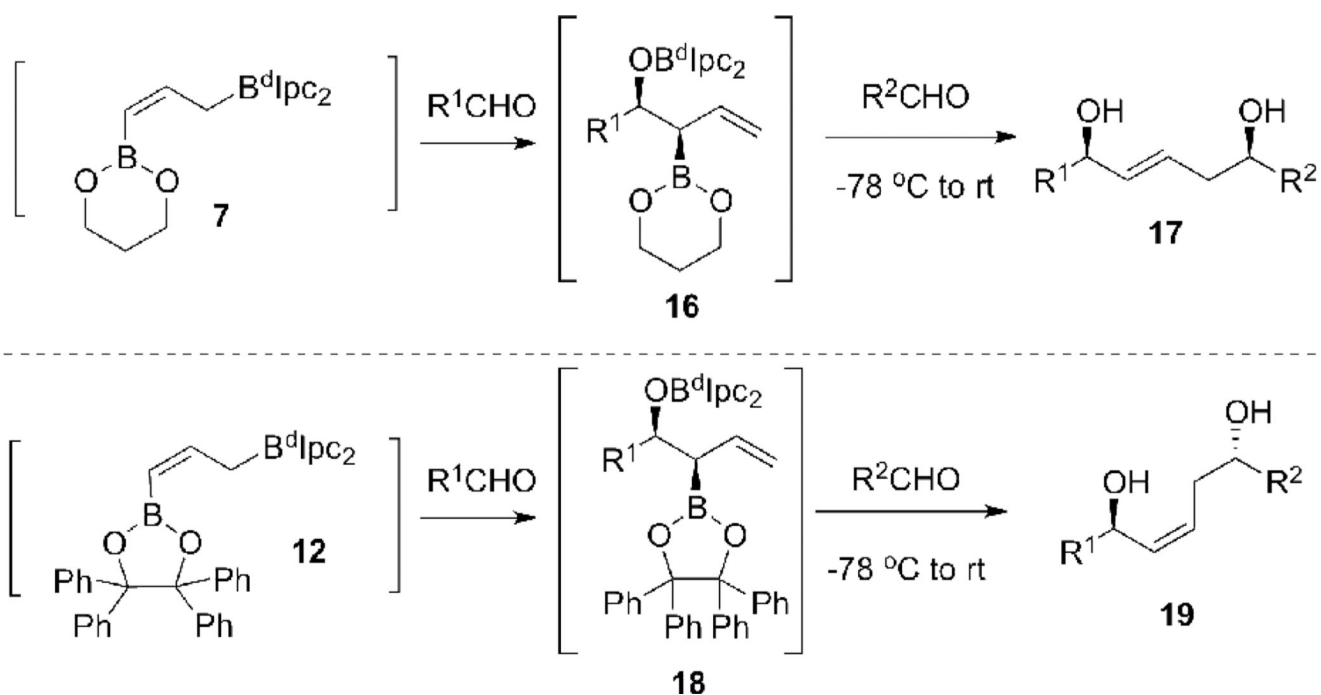
Figure 1.
Tetrafibricin (1).



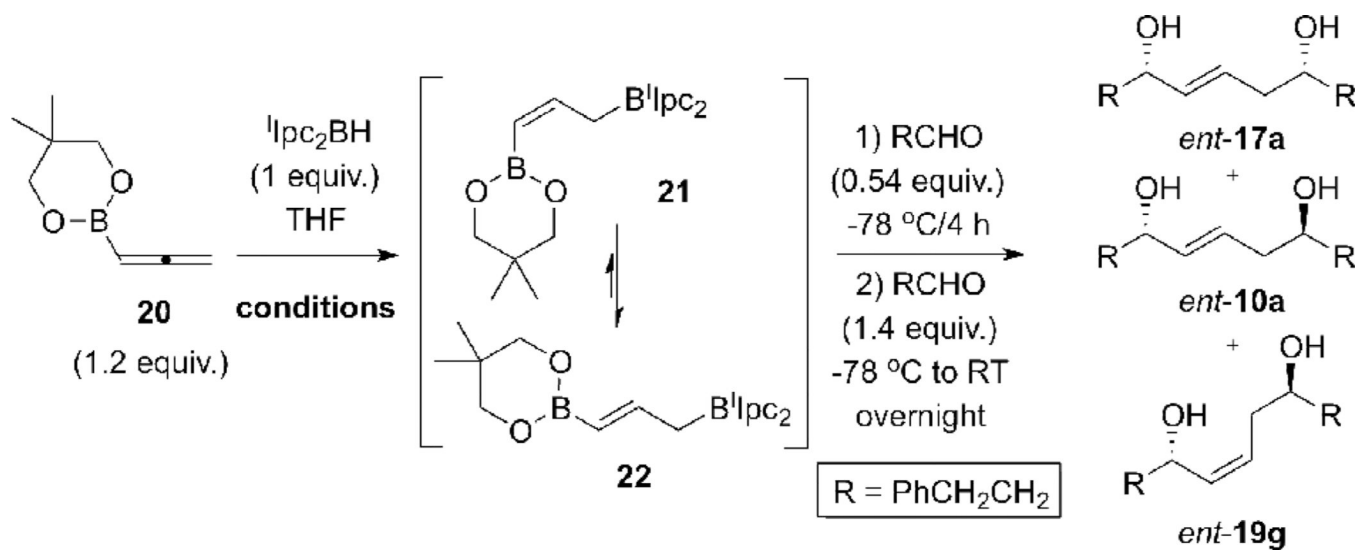
Scheme 1.
Retrosynthetic Analysis of the C(23)-C(40) Fragment **2** of Tetrafibricin



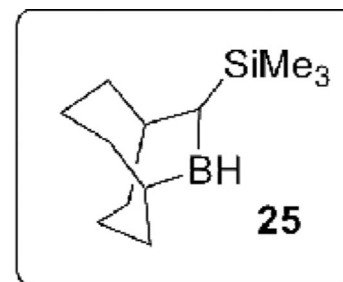
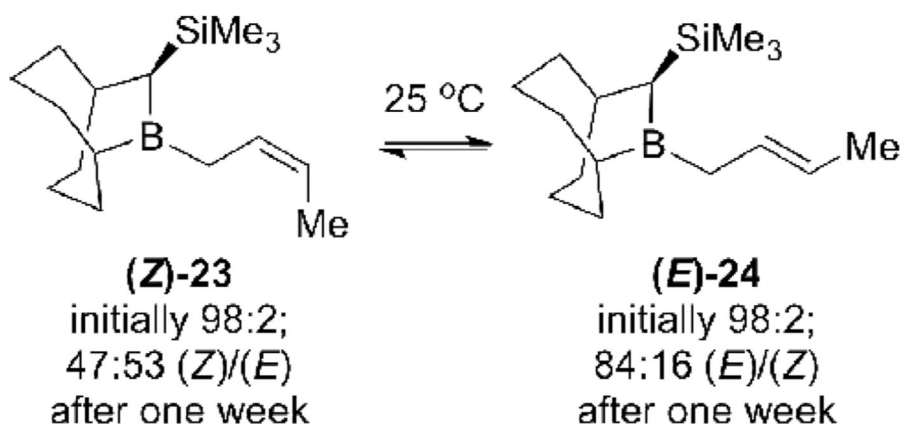
Scheme 2.
 Synthesis of 1,5-*anti*-(*E*) **10** and 1,5-*syn*-(*Z*) **15** Diols via the Double Allylboration Reaction



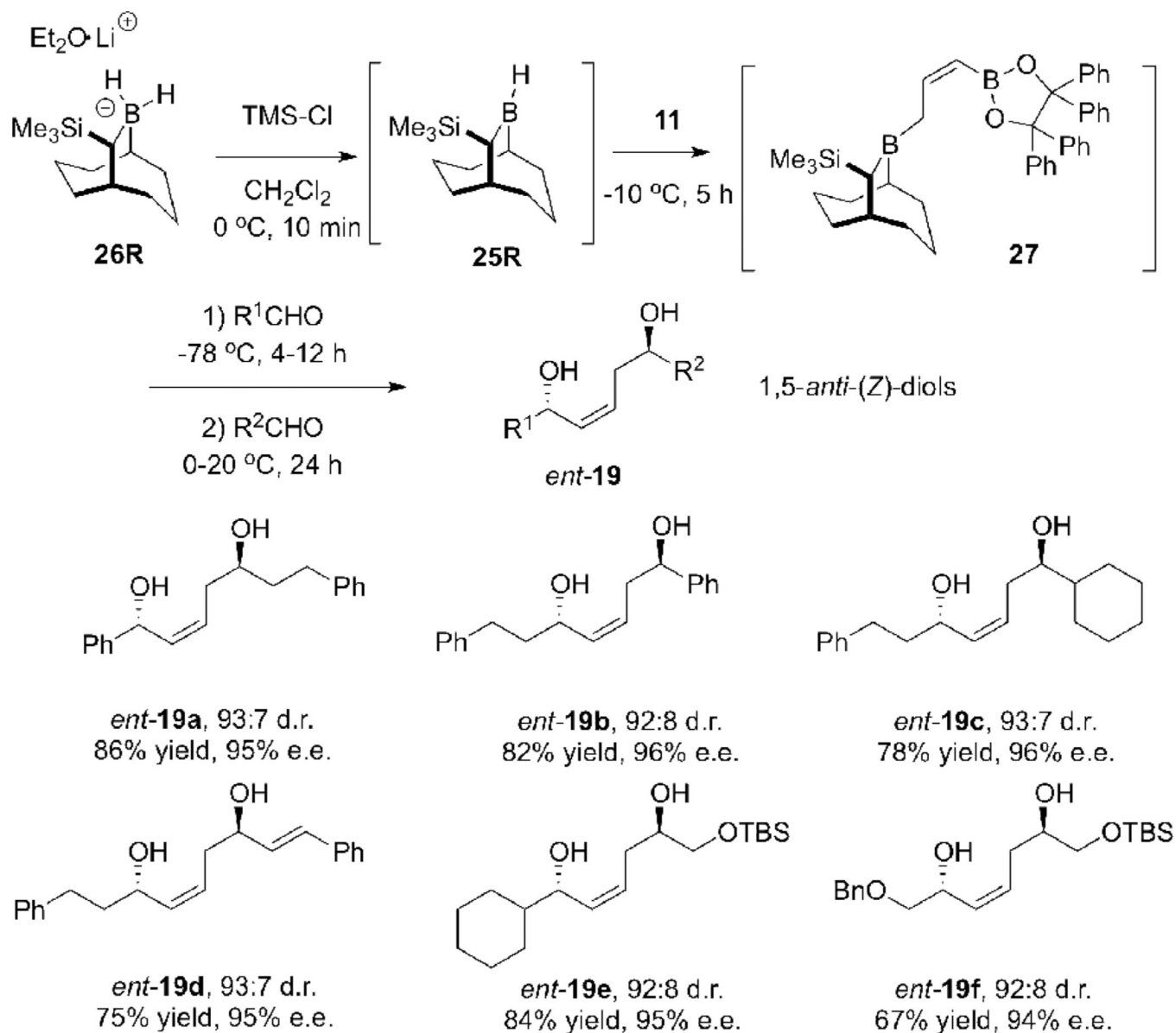
Scheme 3.
1,5-syn-(*E*)-Diol **17** and 1,5-anti-(*Z*)-Diol **19**



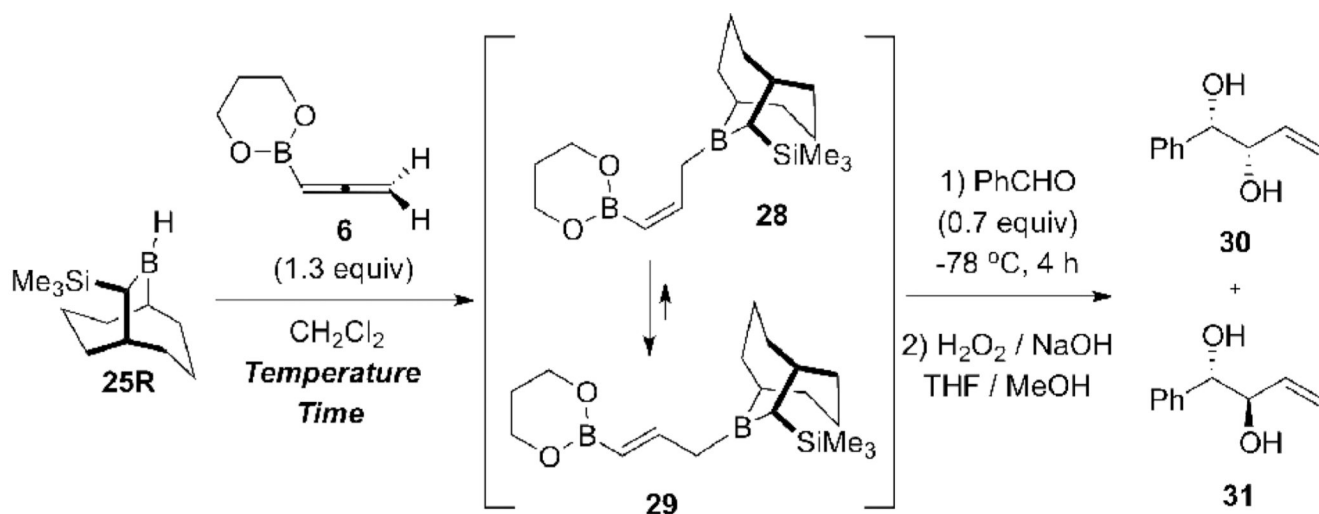
Scheme 4.
 Studies of the Kinetic Hydroboration Reaction of Allene **20** with Ipc_2BH



Scheme 5.
B-Crotyl-10-TMS-9-borabicyclo[3.3.2]decanes (*Z*)-**23** and (*E*)-**24** undergo (*Z*) to (*E*) isomerization slowly at 25 °C in CDCl₃.



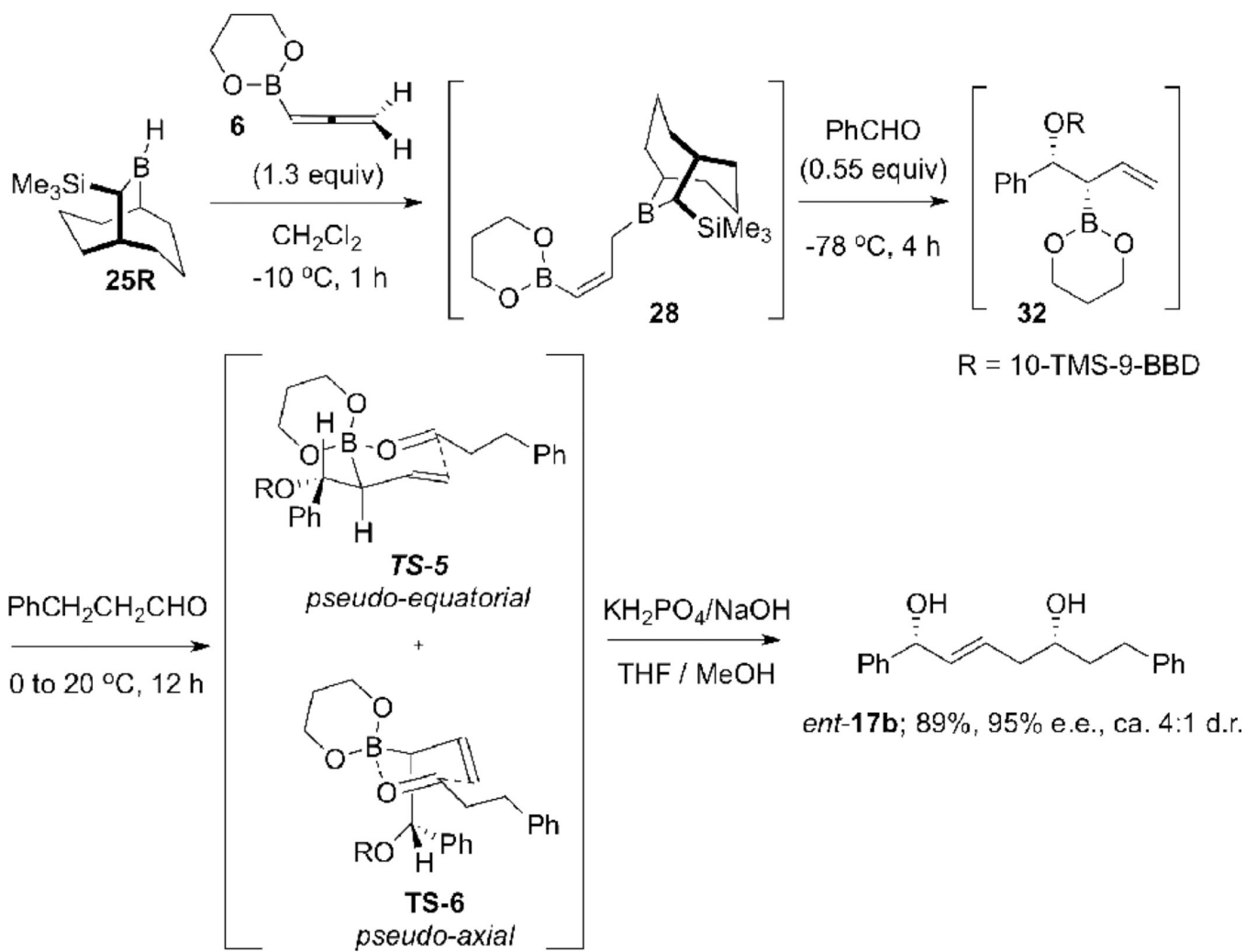
Scheme 6.
 Synthesis of 1,5-*anti*-(Z)-Diols **ent-19a-f** using TBBT-H and Allene **11**



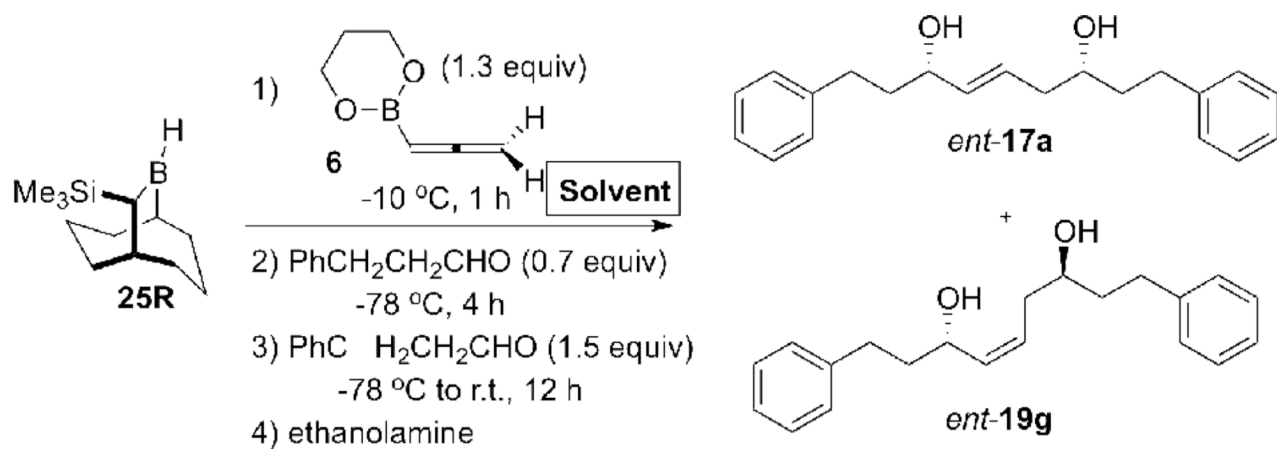
Entry	T ($^\circ\text{C}$)	Time	Ratio 30:31 ^a	Yield ^b
1	-10	1 h	10:1	73%
2	-10	5 h	1.5:1	40%

^a Determined by ^1H NMR analysis. ^b Combined yield of isolated products.

Scheme 7.
Hydroboration Studies with TBBD-H **25R** and Allene **6**



Scheme 8.
 Double Allylboration Sequence using TBBD-H **25R**, Allene **6**, Benzaldehyde and Hydrocinnamaldehyde.

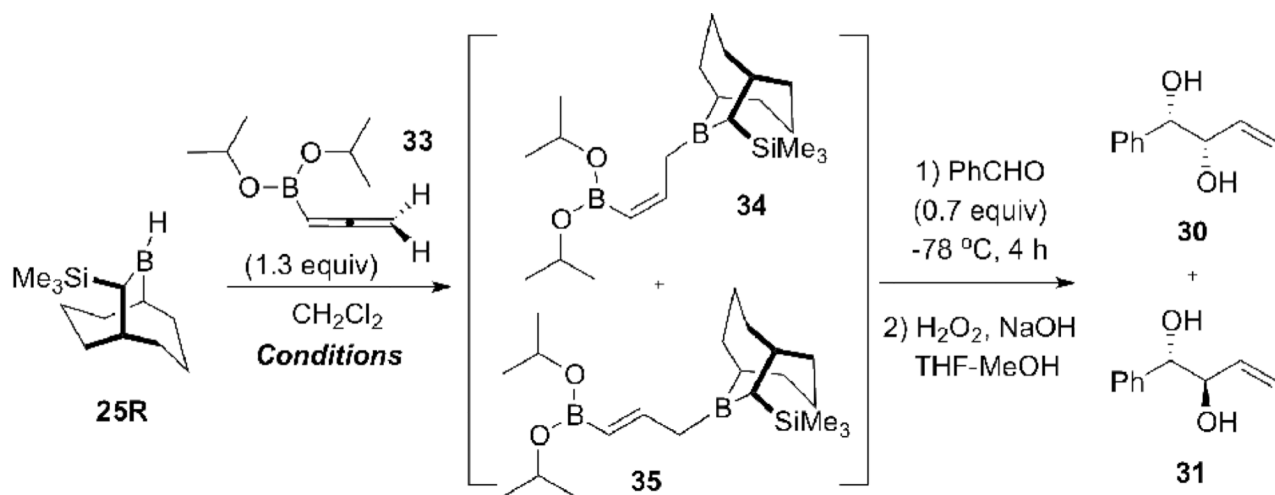


Entry	Solvent	Ratio <i>ent-17a</i> : <i>ent-19g</i> ^a	Yield ^b
1	CH_2Cl_2	1.6:1	80%
2	Et_2O	1.7:1	60%
3	THF	1:1	30%
4	Toluene	1:1	77%

^a Determined by ^1H NMR analysis. ^b Isolated yields.

Scheme 9.

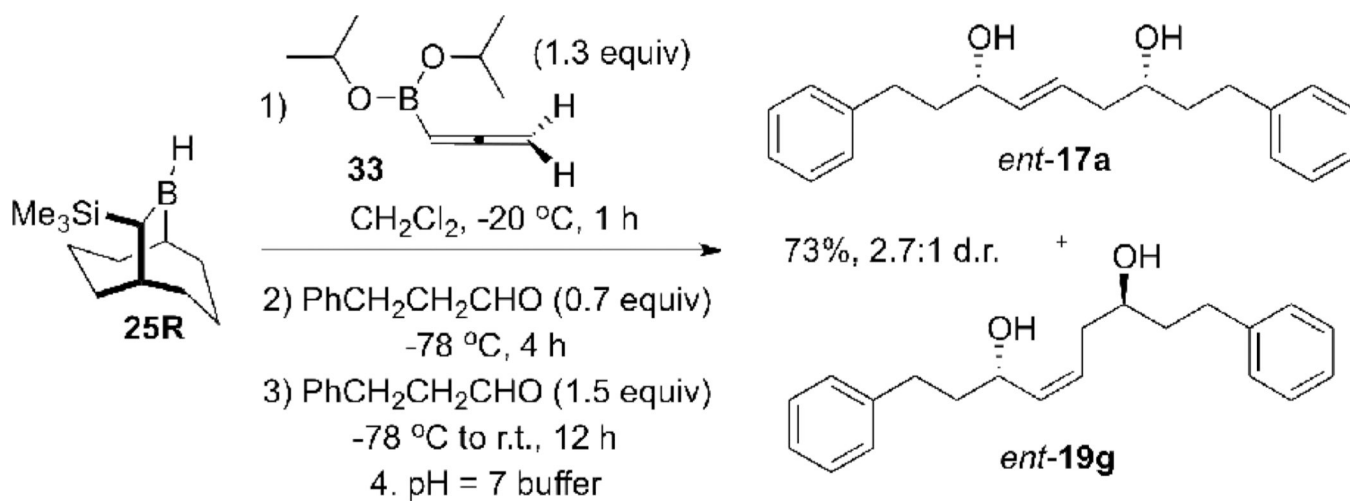
Attempted Optimization of the Double Allylboration Sequence using TBBBD-H **25R**, Allene **6**, and Hydrocinnamaldehyde.



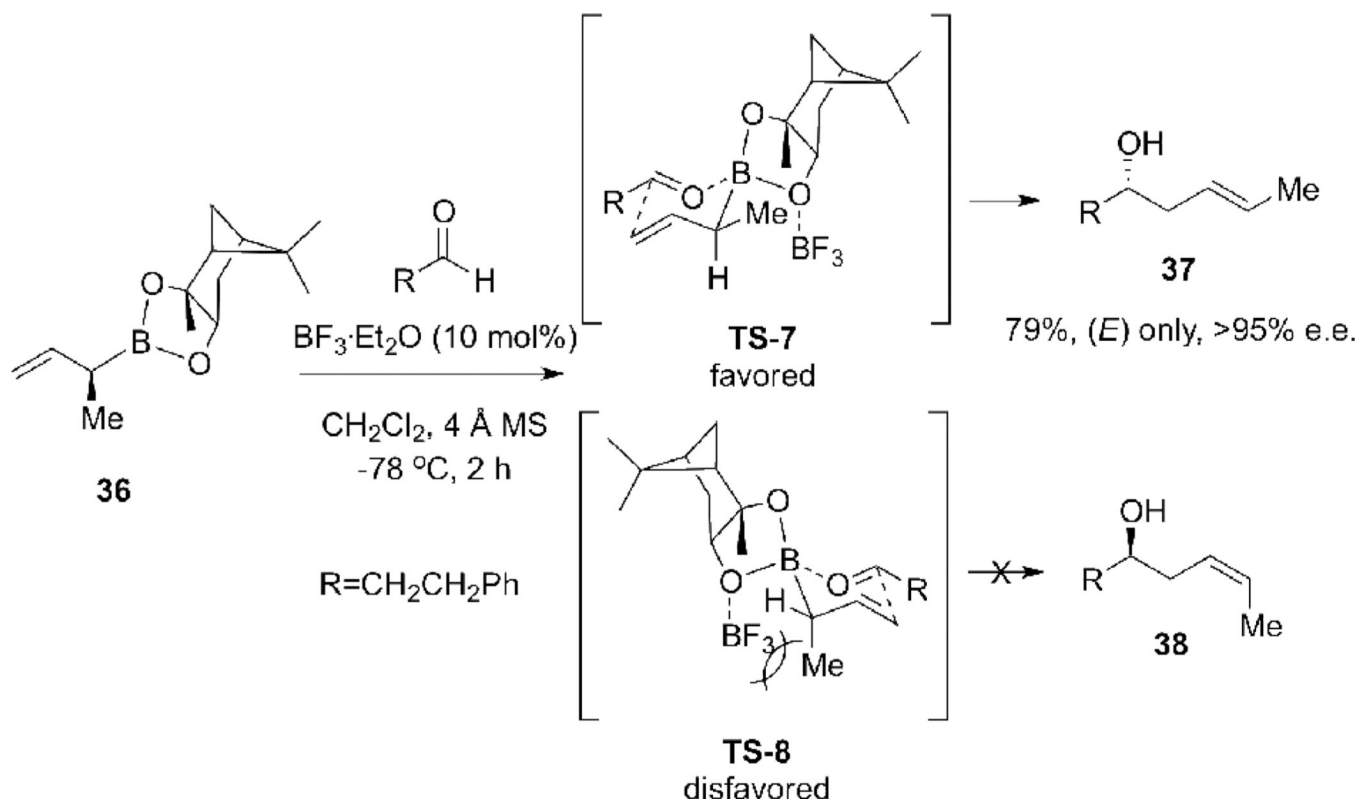
Entry	T ($^\circ\text{C}$)	Time	Ratio 30:31 ^a
1	-10	1 h	5.3:1
2	-10	2 h	4.3:1
3	-20	1 h	8.0:1

^a Determined by ^1H NMR analysis.

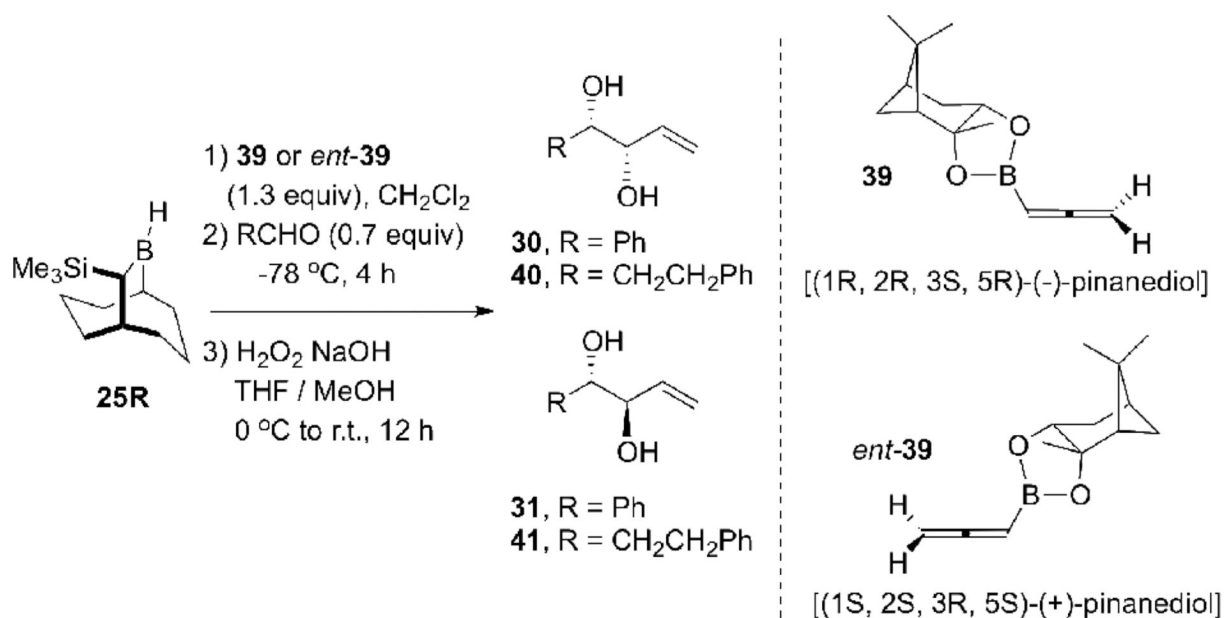
Scheme 10.
Studies of the Kinetic Hydroboration of Allene **33** with TBBD-H **25R**.



Scheme 11.
Double Allylboration Sequence using Allene **33**, TBBD-H **25R**, and Hydrocinnamaldehyde



Scheme 12.
(*E*)-Selective Lewis Acid Mediated Allylboration of the Methallylboronate **36**



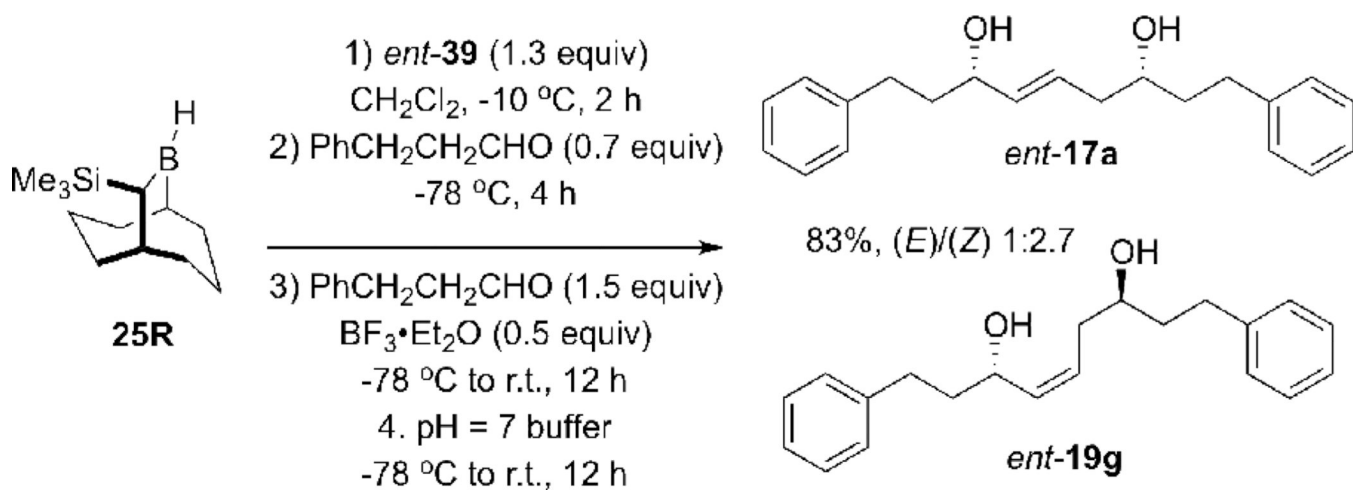
Entry	R	Allene	T (°C)	Time	<i>syn:anti</i> ^a	Yield ^b
1	Ph	39	0	2 h	30:31 (3.2:1)	<30% (96% e.e.) ^c
2	Ph	<i>ent-39</i>	0	2 h	30:31 (3.2:1)	48% (97% e.e.) ^c
3	Ph	<i>ent-39</i>	0	40 min	30:31 (8.1:1)	ND
4	Ph	<i>ent-39</i>	-10	1 h	30:31 (12:1)	ND
5	Ph	<i>ent-39</i>	-10	2 h	30:31 (8.1:1)	ND
6	CH ₂ CH ₂ Ph	<i>ent-39</i>	-10	2 h	40:41 (7.3:1)	85%

^a Determined by ¹H NMR analysis. ^b Isolated yields (ND = not determined).

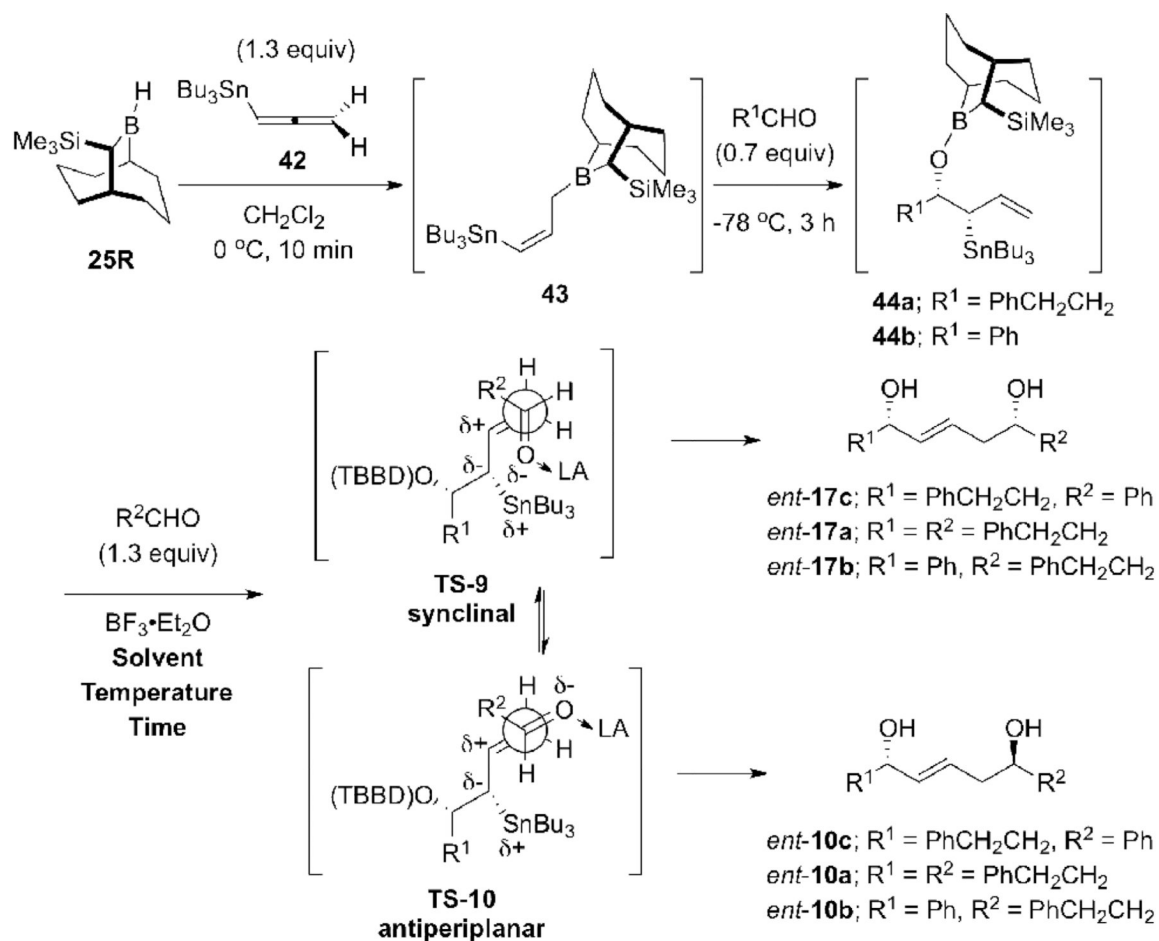
^c determined by Mosher ester analysis.

Scheme 13.

Studies of the Hydroboration-Allylboration Reactions of Allenes **39** and *ent-39*.



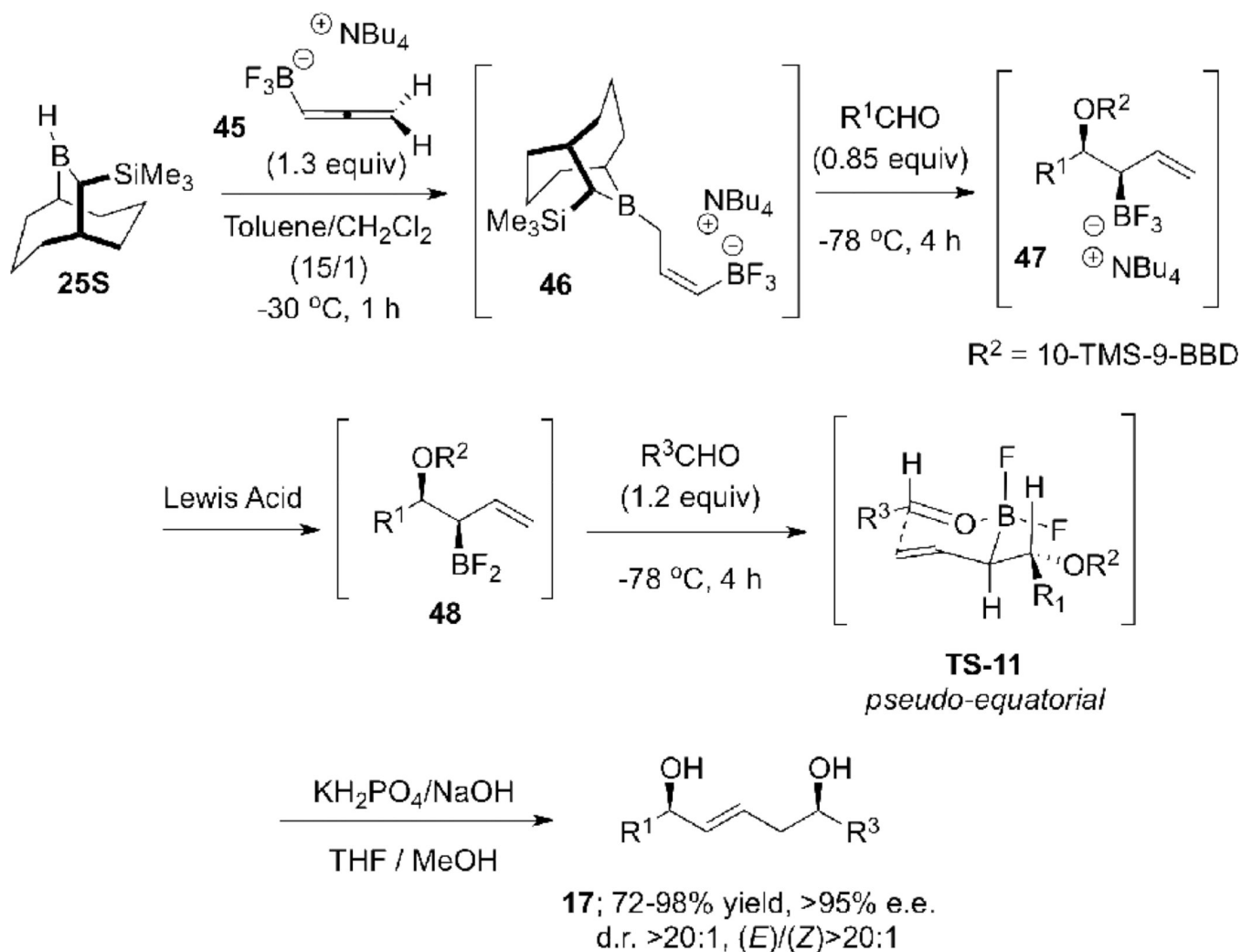
Scheme 14.
Double Allylboration Sequence using Allene *ent*-**39**, TBBD-H **25R**, and
Hydrocinnamaldehyde



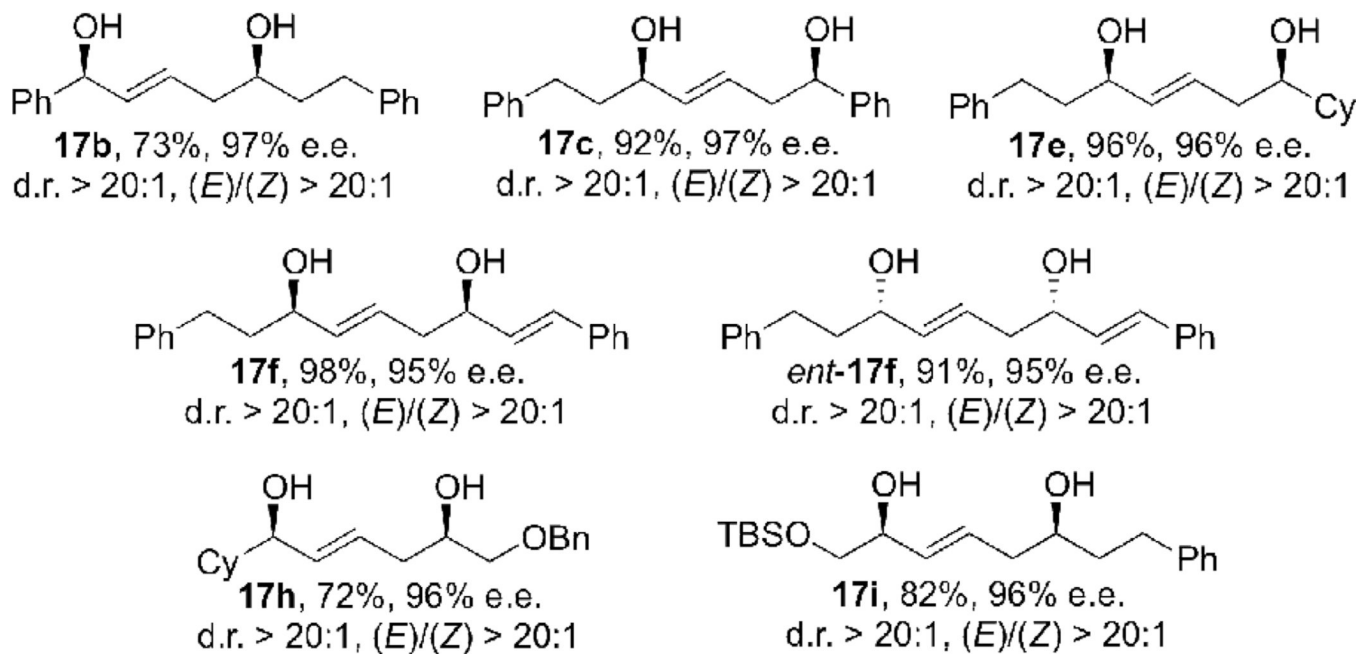
Entry	Solvent A/B	T (°C)	Time	Ratio <i>ent</i> - 17c : <i>ent</i> - 10c ^a	Yield ^b
1	CH ₂ Cl ₂	-78	4 h	4:1	81% (94% e.e.) ^c
2	Et ₂ O	-78	4 h	>15:1	2%
3	Toluene	-78	4 h	2:1	40%

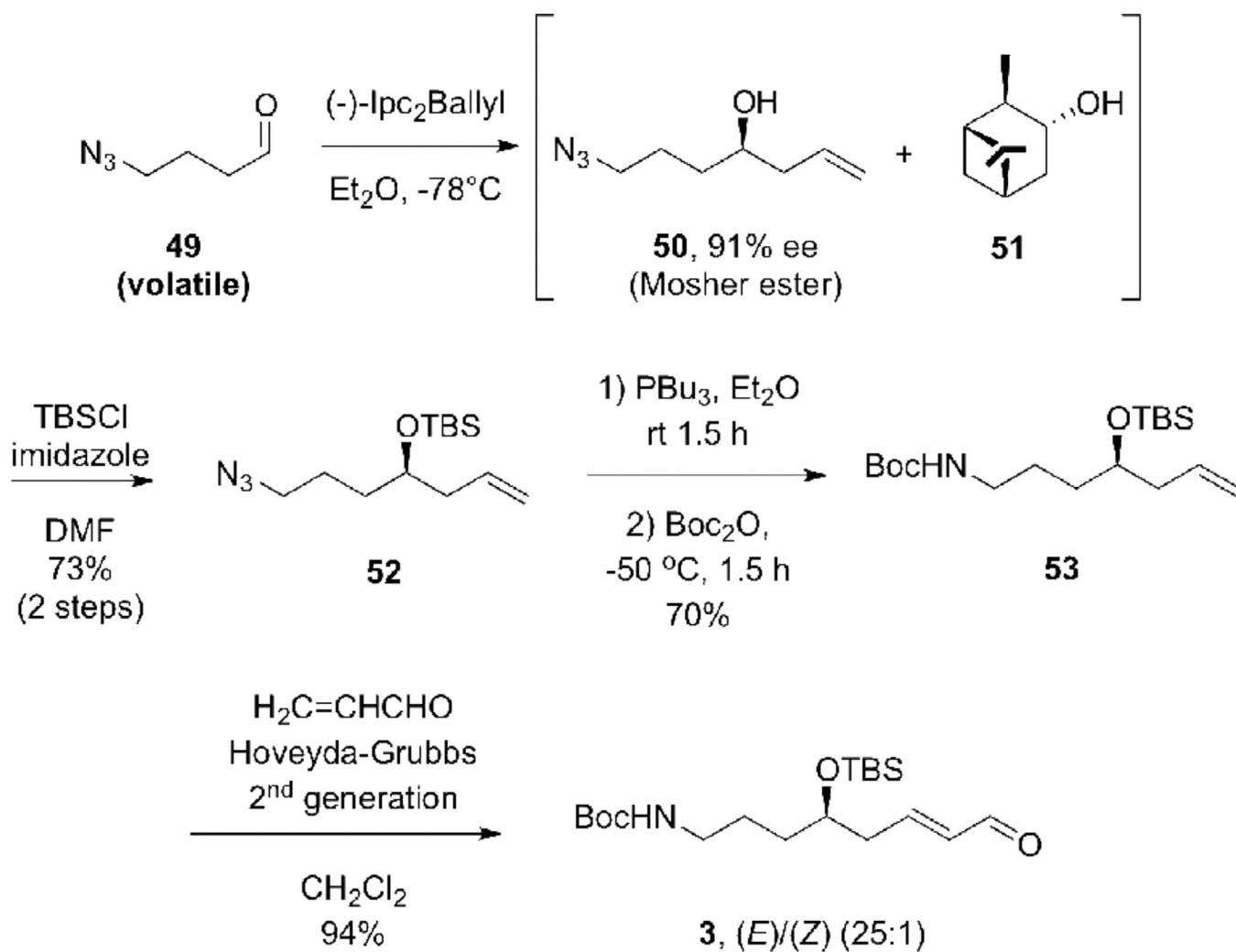
^a Determined by ¹H NMR analysis. ^b Isolated yields. ^c Determined by Mosher ester analysis.

Scheme 15.
Double Allylmethylation Sequence Involving Allenylstannane **42**.

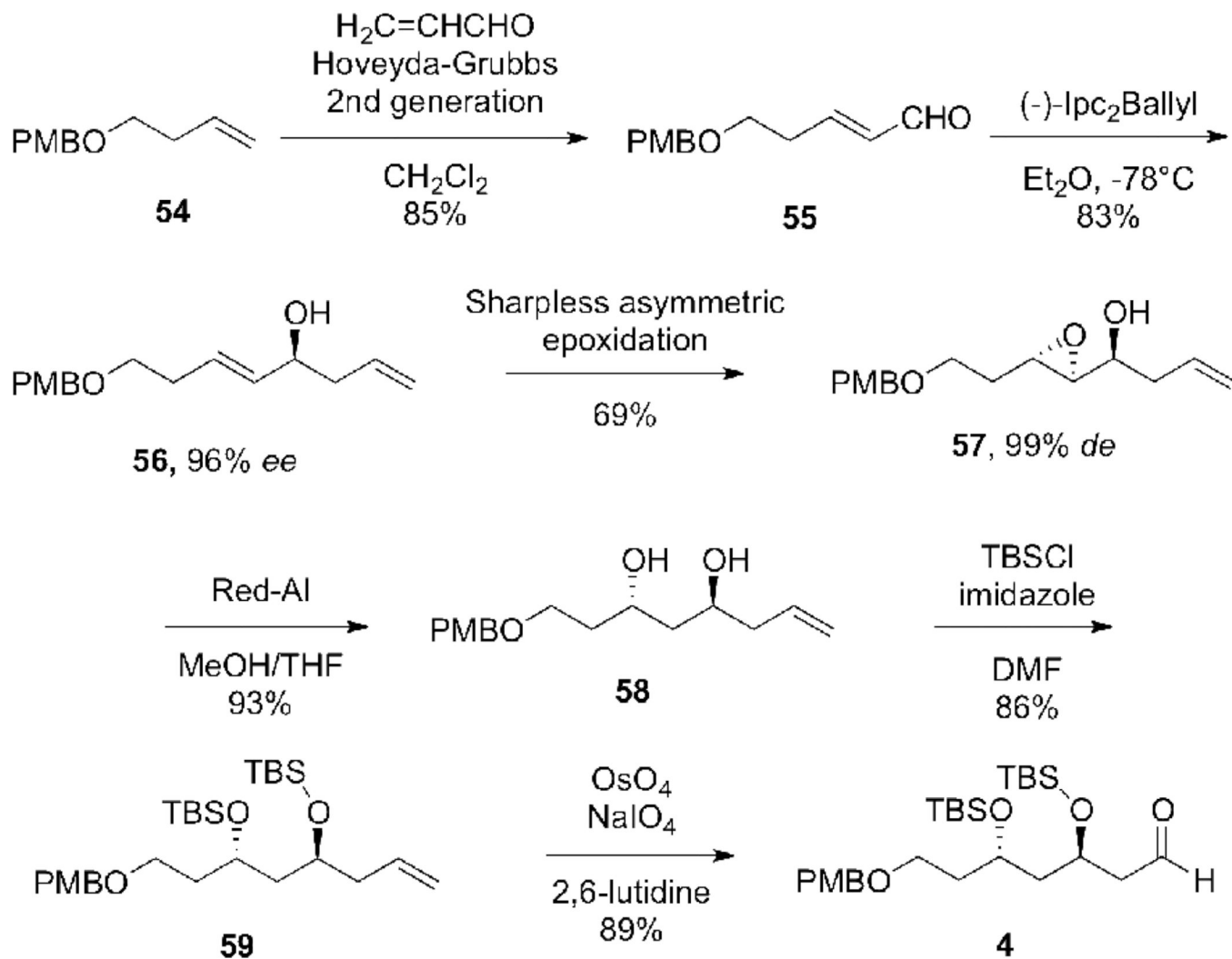


Scheme 16.
 Synthesis of 1,5-*syn*-(*E*)-Diols **17** from Allenyltrifluoroborate **45**.

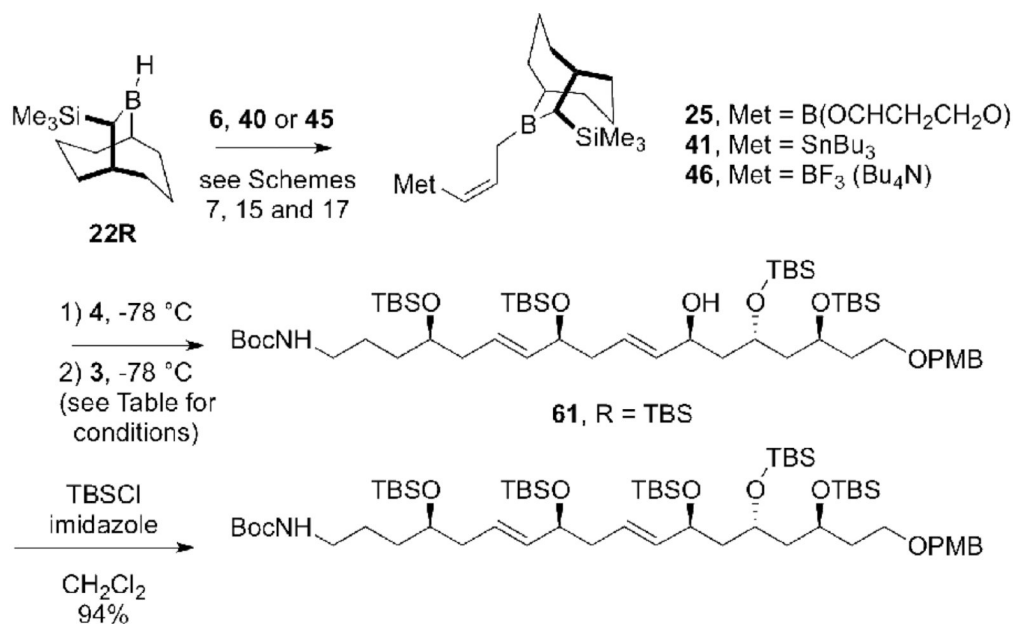
**Scheme 17.**1,5-Syn-(E)-Diols Synthesized By Using the Optimal Reaction Conditions.^a^a All experiments were performed by using the conditions defined in entry 2 of Table 4.



Scheme 18.
Synthesis of Aldehyde **3**



Scheme 19.
Synthesis of Aldehyde **4**

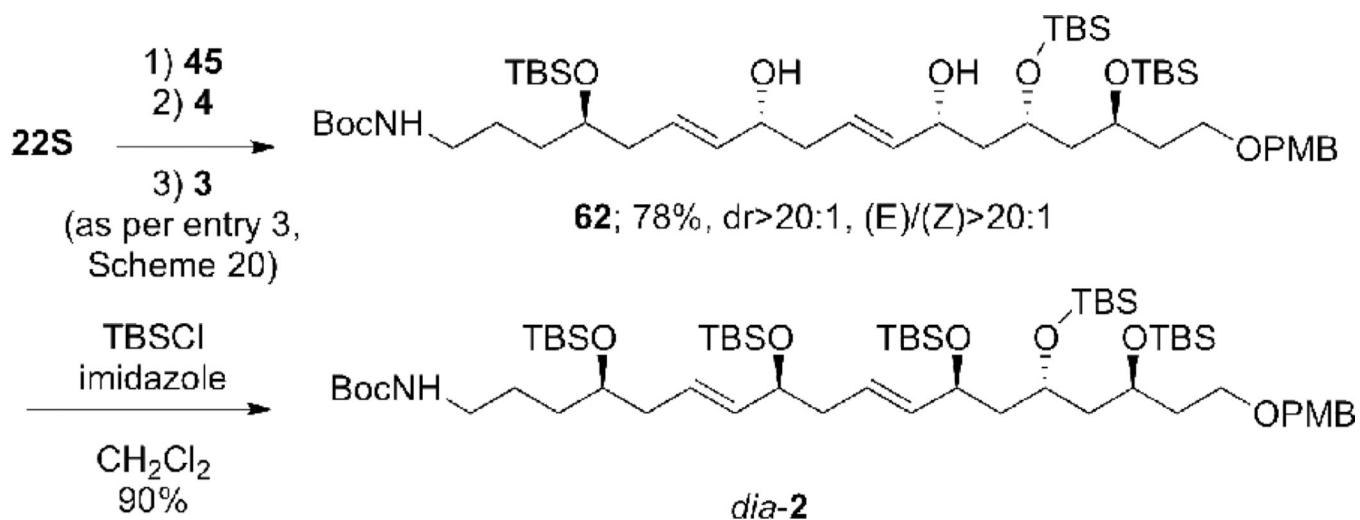


Entry ^a	Allene	60 (<i>E</i>)/(<i>Z</i>) ^e	60 d.r. ^f	Yield ^g
1 ^b	6	70:30	6:1	67%
2 ^c	42	>20:1	4:1	24%
3 ^d	45	>20:1	>20:1	83%

^a The requisite allylboranes **28**, **43** and **21** were generated and the first allylboration step performed as described in **Schemes 7-8, 15**, and **17**, respectively. ^b The second allylboration step for the synthesis starting with **28** was performed at -78 °C in CH₂Cl₂. ^c The second allylmetallation step for the synthesis starting with **43** was performed at -78 °C in CH₂Cl₂ in the presence of BF₃•OEt₂. ^d The second allylboration step for the synthesis starting with **46** was performed at -78 °C in a 15:1 toluene- CH₂Cl₂ solvent mixture. ^e Determined by ¹H NMR and ¹³C NMR analysis. ^f Determined by ¹H NMR and ¹³C NMR analysis and absolute configuration by Mosher ester analysis. ^g Isolated yields of **2** and its diastereomer.

Scheme 20.

Synthesis of the C(23)-C(40) Fragment **2** of tetrafrabricin.



Scheme 21.
Synthesis of the diastereomer **62**

Table 1

Results of Hydroboration-Allylboration of Allene **20** with Ipc_2BH ^a

Entry	Catalyst	T (°C)	Time	Ratio		Yield ^d
				<i>ent</i> -17a; <i>ent</i> -10ab	<i>ent</i> -19g ^c	
1	none	-20	30 min	1 : 11 : 1	40%	
2	none	-30	1 h	1 : 6.2 : 0.8	36%	
3	(Ph ₃ P) ₃ RhCl (5%)	-78	4 h	1 : 0.9 : 1.2	17%	

^a Hydroboration reactions of **20** were performed in THF at the indicated temperatures and times. The resulting allylborane was then treated with hydrocinnamaldehyde as specified in Scheme 4 to give the indicated products.

^b Product ratio determined by ¹³C NMR analysis.

^c Product ratio determined by ¹H NMR analysis.

^d Isolated yields.

Table 2

Attempts to Optimize the Second Allylboration Reaction of **44a** and **44b** with Benzaldehyde or Hydrocinnamaldehyde and $\text{BF}_3 \cdot \text{Et}_2\text{O}$ as per Scheme 15

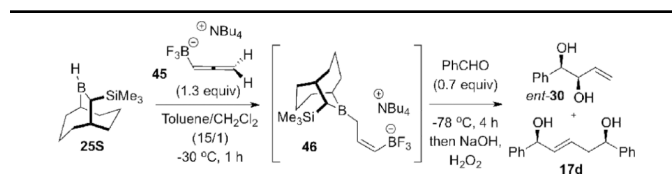
Entry	Solvent	T (°C), Time	Product Ratio ^a	Yield ^b
1	CH_2Cl_2	0, 4 h	<i>ent</i> - 17c : <i>ent</i> - 10c (2:1)	72%
2	CH_2Cl_2	-90, 3 h	<i>ent</i> - 17c : <i>ent</i> - 10c (5:1)	81%
3	$\text{CH}_2\text{Cl}_2/\text{Et}_2\text{O}$ (1/2)	-110, 3 h	<i>ent</i> - 17c : <i>ent</i> - 10c (11:1)	30%
4	$\text{CH}_2\text{Cl}_2/\text{Pent}$ (1/3)	-110, 2.5 h	<i>ent</i> - 17c : <i>ent</i> - 10c (10:1)	66%
5	$\text{CH}_2\text{Cl}_2/\text{Pent}$ (1/3)	-78, 3 h	<i>ent</i> - 17c : <i>ent</i> - 10c (6:1)	73%
6	$\text{CH}_2\text{Cl}_2/\text{Pent}$ (1/4)	-78, 4.25 h	<i>ent</i> - 17c : <i>ent</i> - 10c (7:1)	81%
7	$\text{CH}_2\text{Cl}_2/\text{Pent}$ (1/4)	-78, 4.25 h	<i>ent</i> - 17a : <i>ent</i> - 10a (7:1)	57%
8	$\text{CH}_2\text{Cl}_2/\text{Pent}$ (1/4)	-78, 4.25 h	<i>ent</i> - 17b : <i>ent</i> - 10b (4:1)	51% (93% e.e.) ^c

^aDetermined by ^1H NMR analysis.

^bIsolated yields.

^cdetermined by Mosher ester analysis.

Table 3

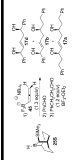
Hydroboration of Allene **45** and Allylboration Reactions of the Derived Reagent **46**

entry	solvent	hydroboration temp / time	% yield of <i>ent-30</i> ^a (<i>syn/anti</i>) ^b	ratio <i>ent-30</i> : 17d ^c
1	CH ₂ Cl ₂	0 °C / 1 h	39 (5.7:1)	3.0:1
2	CH ₂ Cl ₂	-10 °C / 1 h	38 (16:1)	2.9:1
3 ^d	CH ₂ Cl ₂	-10 °C / 1 h	39 (12:1)	3.3:1
4	CH ₂ Cl ₂	-10 °C / 3 h	41 (5.1:1)	3.2:1
5	CH ₂ Cl ₂	-30 °C / 1 h	52 (> 20:1)	3.7:1
6	CH ₂ Cl ₂	-30 °C / 3 h	52 (> 20:1)	4.3:1
7	Et ₂ O/CH ₂ Cl ₂ ^e	-30 °C / 1 h	50 (> 20:1)	7.1:1
8	toluene/THF ^f	-30 °C / 1 h	51 (> 20:1)	>30:1
9	toluene/CH ₂ Cl ₂ ^g	-30 °C / 1 h	87 ^h (> 20:1)	>30:1

^a Isolated yields.^b Determined by ¹H NMR analysis.^c Determined after isolation of *ent-30* and **17d**.^d Dibal-H (2 equiv) added before the oxidation step.^e Et₂O/CH₂Cl₂ (2:1).^f Toluene/THF (2:1).^g Toluene/CH₂Cl₂ (15:1).^h *ent-30* obtained in 97% e.e., determined by Mosher ester analysis.

Table 4

Optimization of the Double Allylboration Reaction of **46** Generated by the Hydroboration of Allene **45**^a



entry	PhCHO (equiv)	BF ₃ ·OEt ₂ (equiv)	% yield 17b ^b	Ratio (E)/(Z) ^c	ratio 17a / 17b ^d
1	0.75	1.5	60	>20:1	0:89:11
2	0.85	1.5	73	>20:1	0:100 ^d :0
3	0.95	1.5	51	>20:1	8:92:0
4 ^e	0.85	1.5	30	6:1	0:100:0
5 ^f	0.85	-	77	6:1	0:100:0

^a Reaction conditions: solvent: toluene/CH₂Cl₂; hydroboration: -30 °C, 1 h; first allylboration: -78 °C, 4 h; second allylboration: -78 °C, 4 h; workup: pH 7 buffer (KH₂PO₄/NaOH).

^b Isolated yields.

^c Determined by ¹H NMR analysis.

^d **17b** obtained with > 20:1 d.r. and 97% ee, determined by Mosher ester analysis.

^e Second allylboration: 0 °C, 2 h.

^f Second allylboration: -78 to 20 °C, 12 h.