

Published in final edited form as:

Bioorg Med Chem Lett. 2010 October 1; 20(19): 5617–5622. doi:10.1016/j.bmcl.2010.08.042.

Heterobiaryl and heterobiaryl ether derived M₅ positive allosteric modulators

Thomas M. Bridges^{a,d}, J. Phillip Kennedy^b, Corey R. Hopkins^{a,c,d}, P. Jeffrey Conn^{a,c,d}, and Craig W. Lindsley^{a,b,c,d}

^aDepartment of Pharmacology, Vanderbilt University Medical Center, Nashville, TN 37232, USA

^bDepartment of Chemistry, Vanderbilt University, Nashville, TN 37232, USA

^cVanderbilt Program in Drug Discovery, Nashville, TN 37232, USA

^dVanderbilt Specialized Chemistry Center(MLPCN), Nashville, TN 37232, USA

Abstract

This Letter describes a chemical lead optimization campaign directed at VU0238429, the first M₅-preferring positive allosteric modulator (PAM), discovered through analog work around VU0119498, a pan G_q mAChR M₁, M₃, M₅ PAM. An iterative parallel synthesis approach was employed to incorporate basic heterocycles to improve physiochemical properties.

In the course of our Program to develop allosteric ligands for GPCRs,^{1–6} we recently described the identification of VU0119498 (**1**), a pan G_q muscarinic acetylcholine receptor (mAChR) M₁, M₃, M₅ positive allosteric modulator (PAM).⁷ Application of an iterative parallel synthesis approach identified key structural elements within the VU0119498 scaffold that eliminated M₃ and M₅ activity affording VU0366369 (**2**), a highly selective M₁ PAM (M₁ EC₅₀ = 0.83 μM, >30 μM vs. M₂–M₅).⁸ Further SAR discovered a critical 5-OCF₃ moiety on the isatin core that engendered selective M₅ activity that led to the development of the first M₅ PAM, VU0238429 (**3**).⁹ Optimization of VU0238429, again employing iterative parallel synthesis, led to the development of VU0365114 (**4**) and VU0400265 (**5**) with excellent selectivity for the M₅ subtype (Fig. 1).¹⁰ While **4** (M₅ EC₅₀ = 2.7 μM, >30 μM vs. M₁–M₄) and **5** (M₅ EC₅₀ = 1.9 μM, >30 μM vs. M₁–M₄) marked notable advances for the study of M₅ function with small molecule tools, both are lipophilic compounds (logPs >4.5) with limited solubility and overall poor physiochemical properties.^{8–10} This Letter, describes efforts to identify alternatives for both the 5-OCF₃ moiety, and heterocyclic replacements for the phenyl rings that would retain M₅ potency and subtype selectivity while providing basic nitrogen atoms from which salts could be formed to improve solubility and physiochemical properties.

Our optimization strategy is outlined in Figure 2, and as SAR with allosteric ligands is often shallow, we employed an iterative parallel synthesis approach.¹¹ For the first round of parallel synthesis, we first held the biphenyl moiety constant and surveyed a diverse range of substituents (lipophilic, polar, basic and acidic functionalities) in the 5-position as possible

© 2010 Elsevier Ltd. All rights reserved.

Correspondence to: Craig W. Lindsley.

Publisher's Disclaimer: This is a PDF file of an unedited manuscript that has been accepted for publication. As a service to our customers we are providing this early version of the manuscript. The manuscript will undergo copyediting, typesetting, and review of the resulting proof before it is published in its final citable form. Please note that during the production process errors may be discovered which could affect the content, and all legal disclaimers that apply to the journal pertain.

replacements for the 5-OCF₃ moiety. Libraries were prepared according to Scheme 1, wherein 5-methoxyisatin **6** is alkylated with 4-bromobenzyl bromide to provide **7** in 65% yield, followed by a microwave-assisted Suzuki coupling to install the biaryl motif affording **8** in 82% yield. A subsequent BBr₃-mediated demethylation delivered the key substrate **9** for library production in 83% yield. Depending on the electrophile, a number of alkylation/S_NAr/Mitsunobu conditions were employed to deliver the final 44 library members **10**.¹² The library was then triaged by a single point (10 μM) screen for their ability to potentiate an EC₂₀ of ACh in M₅-CHO cells (Fig. 3). Surprisingly, not a single library member **10** was able to significantly potentiate the EC₂₀ of ACh in M₅-CHO cells; however, three analogs **10ee**, **10gg** and **10kk**, all containing a basic amine, did decrease the ACh EC₂₀, suggesting that they may be putative antagonists or NAMs. Thus, the 5-OCF₃ was essential for M₅ PAM activity and would be retained in future libraries.

In parallel with the library work, we prepared a number of singleton analogs (Fig. 4) following the synthetic routes outlined in Scheme 1. In the related M₁ PAM series, we found that strategic introduction of fluorine atoms maintained M₁ selectivity while increasing potency.^{8,13} In the present case, as with **11** and **12**, this strategy did not translate well into the M₅ PAM series, leading to a loss in both potency and efficacy. In our M₄ PAM series, a piperonyl moiety was equipotent to a 4-OMe group (as in **3**); this modification was also productive here, providing **13**, a highly efficacious M₅ PAM of comparable potency to **4**. Finally, we surveyed installation of the biphenyl and phenyl ether moieties in the 3-position versus the 4-position, **14** and **15**, respectively, but all M₅ PAM activity was lost (M₅ EC₅₀ >30 μM). In addition, replacement of the isatin ketone carbonyl with either a tertiary alcohol or a spirocyclopropane resulted in analogs devoid of M₅ PAM activity. These data influenced the design of subsequent heterocyclic-containing libraries.

Based on the preceding data, the next library was designed wherein the 5-OCF₃ was held constant, the benzylic ring was retained as phenyl and the 4-position of the benzylic phenyl ring was substituted with various heterocycles (Scheme 2). 5-Trifluoromethoxyisatin **16** was alkylated with 4-bromobenzyl bromide to provide **17** in 99% isolated yield. Suzuki couplings with heterocyclic boronic acids delivered analogs **18** in low yields ranging between 9% to 18%. From this effort (Fig. 5), three analogs displayed M₅ PAM activity comparable to **4** (M₅ EC₅₀s 1.6 to 2.8 μM), but with low efficacy (M₅ ACh Max <60%).

We then replaced the benzylic phenyl ring with either a 2- or 3-pyridyl ring and explored aryl and heteroaryl rings in the 4-position (Scheme 3). Thus, 5-trifluoromethoxyisatin **16** was alkylated with either 5-bromo-2-(bromomethyl)pyridine or 5-(bromomethyl)2-chloropyridine to provide **19** and **20**, respectively in 98% isolated yields. Suzuki couplings with heterocyclic boronic acids delivered libraries of analogs **21** and **22**.

As shown in Table 1, this effort produced several active analogs with a balance of M₅ potency and efficacy. Notably, the 3-pyridyl analogs **22** and the chloro intermediate in this series **20** proved to be uniformly active, affording M₅ PAMs with modest potency (M₅ EC₅₀s 2.4 to 4.4 μM and 50–80% M₅ ACh Max). Interestingly, heterobiaryl analogs **21b** and **21c** were devoid of M₅ PAM activity, while the phenyl congener **21a** was of comparable potency to **4**, but with diminished efficacy (47% M₅ ACh Max). Gratifyingly, HCl salts could be generated for analogs **21** and **22** with improved solubility across vehicles as compared to **4**. Moreover logP was reduced by an order of magnitude (logP = 4.6 for **4** whereas logP = 3.6 for **22a** and logP = 3.0 for **22b**).

Finally, we prepared a small library based on biaryl ether **5**, replacing the distal phenyl ring with various heterocycles. Chemistry to access these analogs proved arduous under Ullmann coupling conditions. Therefore, our synthetic route (Scheme 4) employed methyl 4-

hydroxybenzoate **23** for S_NAr reactions with heteroaryl chlorides to produce analogs **24**. Reduction with DIBAL delivered benzylic alcohols **25** which were then converted to the corresponding bromides **26** and employed in alkylation chemistry with **16** to deliver analogs **27**.

Four analogs **27a–d** displayed M_5 PAM activity (Fig. 6). The phenyl moiety of **5** could be replaced with 2-pyridyl (**27a**, M_5 EC_{50} = 3.2 μ M, 46% ACh Max), 6-fluoro-2-pyridyl (**27b**, M_5 EC_{50} = 1.5 μ M, 62% ACh Max), a 6-methoxy-2-pyridyl (**27c**, M_5 EC_{50} = 2.2 μ M, 51% ACh Max) or a 2-thiazolyl (**27d**, M_5 EC_{50} = 2.8 μ M, 58% ACh Max). Again, HCl salts could be generated for analogs **27** with improved solubility across vehicles as compared to **5**. Moreover logP was reduced by an order of magnitude.

From this effort, two analogs emerged **22a** (VU0415478), a heterobiaryl derivative, and **27b** (VU0414747), a heterobiaryl ether congener, worthy of further evaluation. In acetylcholine fold-shift assays at a standard 30 μ M concentration, **22a** elicited a robust 14-fold leftward shift and **27b** displayed a 6-fold leftward shift of the ACh concentration response curves (Fig. 7). **22a** was found to possess ~20% allosteric agonism. Notably, the fold-shifts were equivalent to those of the phenyl analogs **4** (10-fold shift) and **5** (5-fold shift). We then evaluated selectivity of these heterocyclic analogs versus the other mAChRs. Using a 30 μ M, fold-shift selectivity assay protocol,^{2–7} neither **22a** nor **27b** showed any significant effect on M_1 – M_4 ; thus, **22a** and **27b** are highly selective M_5 PAMs. Moreover, the diminished lipophilicity translated directly into a cleaner ancillary pharmacology profile. For example, **5** showed significant activity (>50% inhibition at 10 μ M) for 32 targets in a panel¹⁴ of 68 GPCRs, ion channels and transporters which limited its utility as a tool compound to study selective M_5 activation. In the same assay panel, **27b** was found to possess modest activities for 11 of the 68 targets, and only significant activity at NET and H_1 .

In summary, an iterative parallel synthesis approach rapidly identified key heterocyclic replacements for phenyl moieties in two related biaryl and biaryl ether M_5 PAM scaffolds. SAR was steep, but key analogs **22a** and **27b** maintained M_5 PAM activity, robust leftward shifts of the ACh CRC and mAChR subtype selectivity. In addition, HCl salts could be formed and logP was reduced by an order of magnitude. Further in vitro pharmacology and electrophysiology studies with **22a** and **27b** are in progress and will be reported in due course.

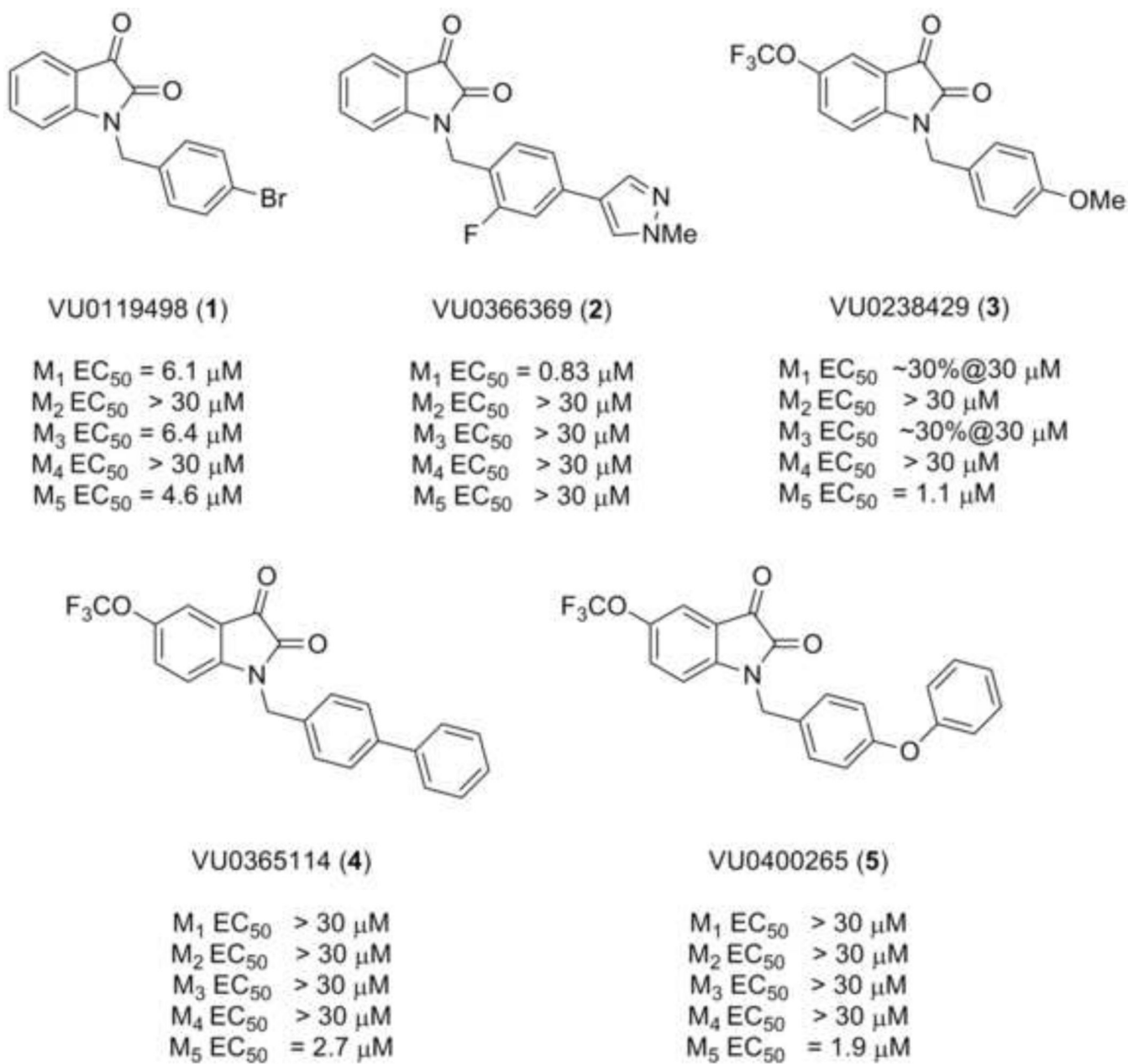
Acknowledgments

The authors thank NIMH (1R01 MH082867) and the MLPCN (1U54 MH084659) for support of our Program in the development of subtype selective allosteric ligands of mAChRs. Vanderbilt is a Specialized Chemistry Center within the MLPCN.

References and Notes

- (a) Conn PJ, Jones C, Lindsley CW. Trends in Pharm. Sci. 2009; 30:148–156. [PubMed: 19201489]
(b) Conn PJ, Lindsley CW, Jones C. Trends in Pharm. Sci. 2009; 30:25–31. [PubMed: 19058862]
(c) Conn PJ, Christopoulos A, Lindsley CW. Nat. Rev. Drug Disc. 2009; 8:41–54. (d) Lindsley CW, Niswender CM, Engers DW, Hopkins CR. Curr. Topics in Med. Chem. 2009; 9:949–963.
- (a) Brady A, Jones CK, Bridges TM, Kennedy PJ, Thompson AD, Heiman JU, Breninger ML, Gentry PR, Yin H, Jadhav SB, Shirey J, Conn PJ, Lindsley CW. J. Pharm. & Exp. Ther. 2008; 327:941–952. (b) Kennedy JP, Bridges TM, Gentry PR, Brogan JT, Kane AS, Jones CK, Brady AE, Shirey JK, Conn PJ, Lindsley CW. ChemMedChem. 2009; 4:1600–1607. [PubMed: 19705385]
- (a) Jones CK, Brady AE, Davis AA, Xiang Z, Bubser M, Tantawy MN, Kane A, Bridges TM, Kennedy JP, Bradley SR, Peterson T, Ansari M, Baldwin RM, Kessler R, Deutch A, Lah JL, Levey

- AI, Lindsley CW, Conn PJ. *J. Neurosci.* 2008; 28(41):10422–10433. [PubMed: 18842902] (b) Bridges TM, Brady AE, Kennedy JP, Daniels NR, Miller NR, Kim K, Breining ML, Gentry PR, Brogan JT, Jones JK, Conn PJ, Lindsley CW. *Bioorg. Med. Chem. Lett.* 2008; 18:5439–5442. [PubMed: 18805692] (c) Miller NR, Daniels NR, Bridges TM, Brady AE, Conn PJ, Lindsley CW. *Bioorg. Med. Chem. Lett.* 2008; 18:5443–5446. [PubMed: 18829311]
4. Lebois EP, Bridges TM, Lewis LM, Dawson ES, Kane AS, Kennedy JP, Xiang Z, Jadhav SB, Yin H, Meiler J, Jones CK, Conn PJ, Weaver CD, Lindsley CW. *ACS Chemical Neurosci.* 2010; 1:104–121.
 5. (a) Williams R, Zhou Y, Niswender CM, Luo Q, Conn PJ, Lindsley CW, Hopkins CR. *ACS Chem. Neurosci.* 2010; 1:411–419. [PubMed: 20582156] (b) Engers DW, Niswender CM, Weaver CD, Jadhav S, Menon U, Zamorano R, Conn PJ, Lindsley CW, Hopkins CR. *J. Med. Chem.* 2009; 52:4115–4118. [PubMed: 19469556]
 6. Felts AS, Lindsley SR, Lamb JP, Rodriguez AL, Menon UN, Jadhav S, Jones JK, Conn PJ, Lindsley CW, Emmitte KA. *Bioorg. Med. Chem. Lett.* 2010; 20:4390–4394. [PubMed: 20598884]
 7. Marlo JE, Niswender CM, Days EL, Bridges TM, Xiang Y, Rodriguez AL, Shirey JK, Brady AE, Nalywajko T, Luo Q, Austin CA, Williams MB, Kim K, Williams R, Orton D, Brown HA, Lindsley CW, Weaver CD, Conn PJ. *Mol. Pharm.* 2009; 75(3):577–588.
 8. Bridges TM, Kennedy JP, Noetzel MJ, Breining ML, Gentry PR, Cho HP, Conn PJ, Lindsley CW. *Bioorg. Med. Chem. Lett.* 2010; 20:1972–1975. [PubMed: 20156687]
 9. Bridges TM, Marlo JE, Niswender CM, Jones JK, Jadhav SB, Gentry PR, Plumley HC, Weaver CD, Conn PJ, Lindsley CW. *J. Med. Chem.* 2009; 52:3445–3448. [PubMed: 19438238]
 10. Bridges TM, Kennedy JP, Cho HP, Breining ML, Gentry PR, Hopkins CR, Conn PJ, Lindsley CW. *Bioorg. Med. Chem. Lett.* 2010; 20:558–562. [PubMed: 20004578]
 11. Kennedy JP, Williams L, Bridges TM, Daniels RN, Weaver D, Lindsley CW. *J. Comb. Chem.* 2008; 10:345–354. [PubMed: 18220367]
 12. Library members **10**, R = : **a**, trifluoropropyl; **b**, carboxymethyl; **c**, methyl; **d**, cyclobutylmethyl; **e**, *n*-propyl; **f**, *n*-butyl; **g**, cyclohexylmethyl; **h**, benzyl; **i**, 4-OMeBn; **j**, 3-OMeBn; **k**, 2-FBn; **l**, 4-FBn; **m**, 2,6-diFBn; **n**, 2-ClBn; **o**, 2-CF₃Bn ; **p**, 4-CF₃Bn; **q**, 2,4-diFBn; **r**, 4-OCF₃Bn; **s**, 2-MeBn; **t**, 4-ClBn; **u**, 3-ClBn; **v**, 3-CF₃Bn; **w**, 2-CF₃Bn; **x**, 3-OCF₃Bn ; **y**, 2,5-diFBn ; **z**, *i*-Bu; **aa**, Et; **bb**, 3-FBn; **cc**, 3-CF₃-4-OMeBn; **dd**, morpholinoethyl; **ee**, 3-methyl-1-methylpiperidine; **ff**, 2-OMeBn; **gg**, *N,N*-dimethylethyl; **hh**, 4-pyridylmethyl; **ii**, 3-pyridylmethyl; **jj**, 2-pyridylmethyl; **kk**, pyrrolidinyl ethyl; **ll**, 2-F phenethyl; **mm**, 2-CF₃ phenethyl; **nn**, 2-Cl phenethyl; **oo**, 2-Me phenethyl; **pp**, trifluoroethyl; **qq**, 2-pyridyl; **rr**, 2-pyrimidyl.
 13. Yang FV, Shipe WD, Bunda JL, Nolt MB, Wisnoski DD, Zhao Z, Barrow JC, Ray WJ, Ma L, Wittman M, Seager M, Koeplinger K, Hartman GD, Lindsley CW. *Bioorg. Med. Chem. Lett.* 2010; 20:531–536. [PubMed: 20004574]
 14. For information on the ancillary pharmacology panel see the Lead Profiling Screen at: www.ricerca.com

**Figure 1.**

HTS lead VU0119498, a pan G_q mAChR M₁, M₃, M₅ PAM which was optimized to provide both an M₁ selective PAM, VU0366369, and an M₅ preferring PAM, VU0238429. Further optimization of VU0238429 led to the development of two highly selective M₅ PAMs, VU0365114 and VU0400265. Data represent means from at least three independent determinations with similar results using mobilization of intracellular calcium in M₁-M₅ CHO cells (M₂ and M₄ cells co-transfected with G_{qi5}).

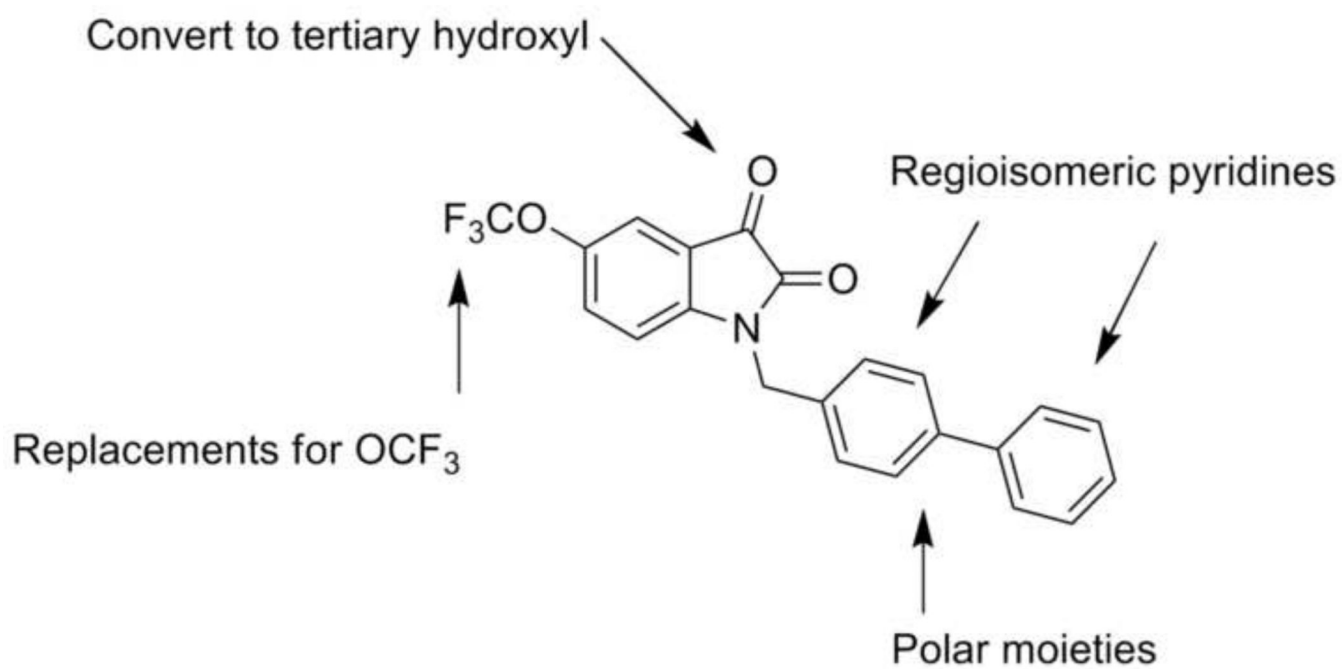


Figure 2.
Optimization strategy for VU0365114 (**4**), a highly selective M₅ PAM.

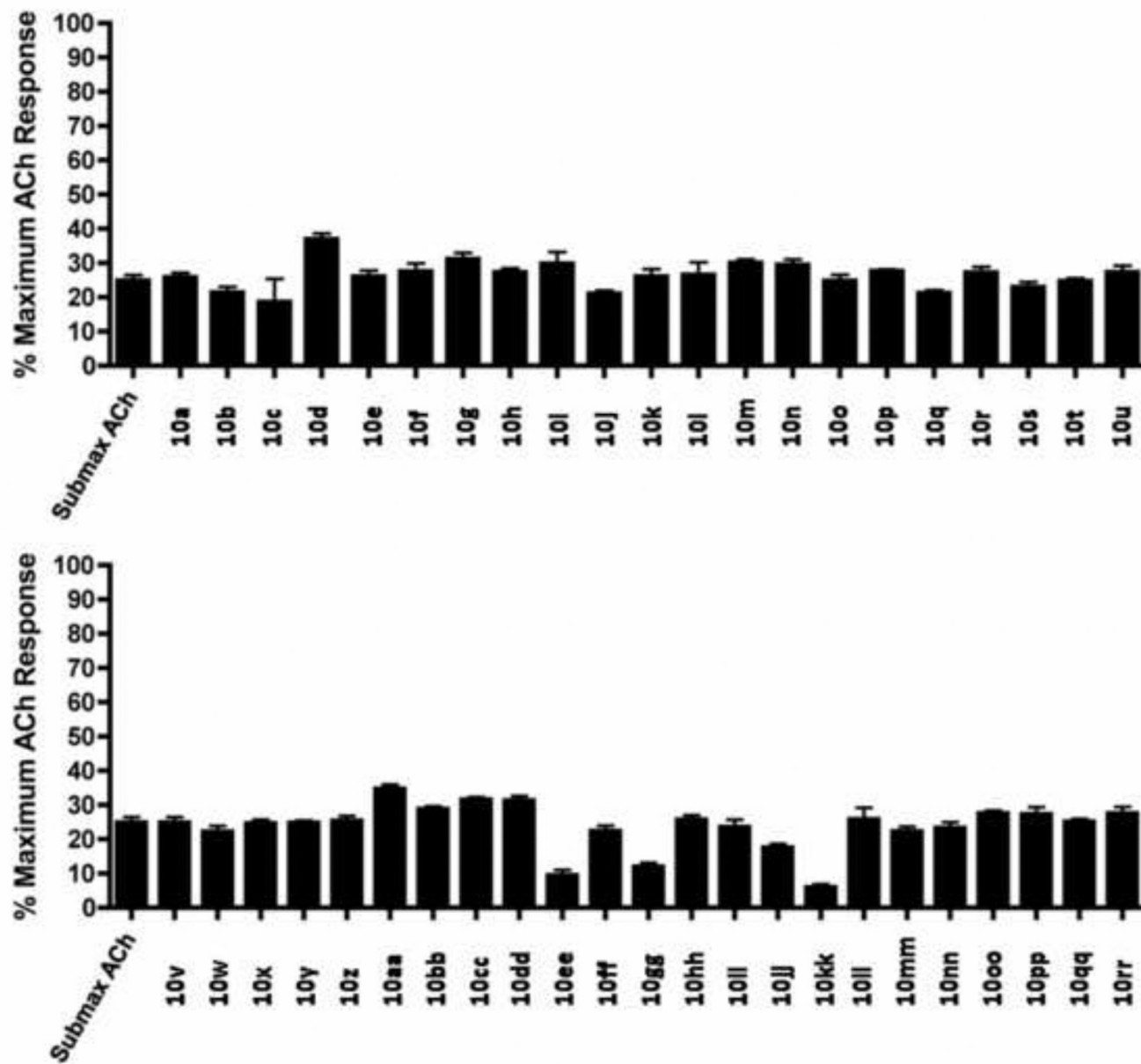
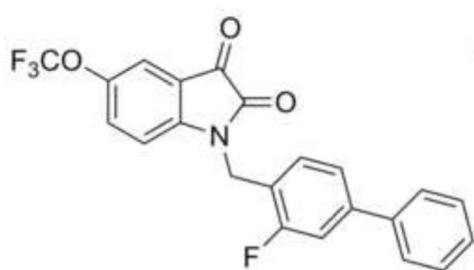
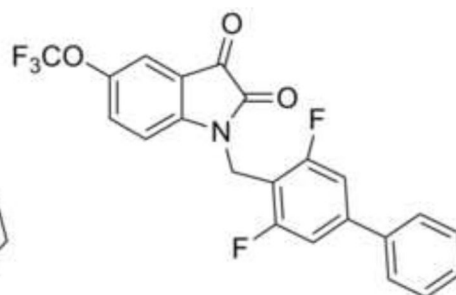


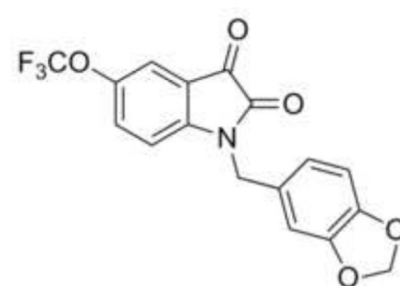
Figure 3. ACh EC₂₀ triage screen of 44 analogs **10a–10rr** at 10 μ M in M₅-CHO cells by intracellular calcium mobilization assay. Data represent means from at least three independent determinations with similar results.



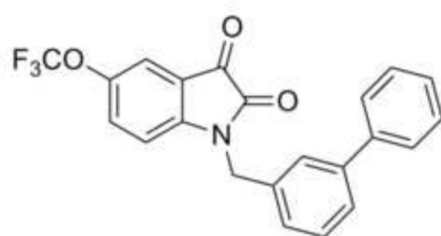
VU0366625 (11)

 $M_5 EC_{50} = 5.9 \mu M$
63% ACh Max

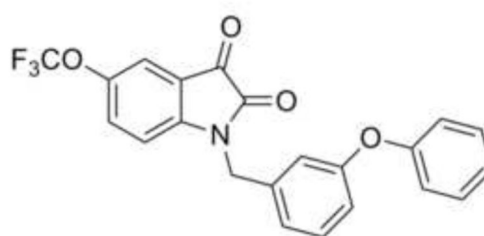
VU0366626 (12)

 $M_5 EC_{50} > 30 \mu M$ 

VU0366628 (13)

 $M_5 EC_{50} = 3.2 \mu M$
90% ACh Max

VU0403893 (14)

 $M_5 EC_{50} > 30 \mu M$ 

VU0403894 (15)

 $M_5 EC_{50} > 30 \mu M$

Figure 4. Singleton analogs designed to test key design elements to influence heterocyclic library design.

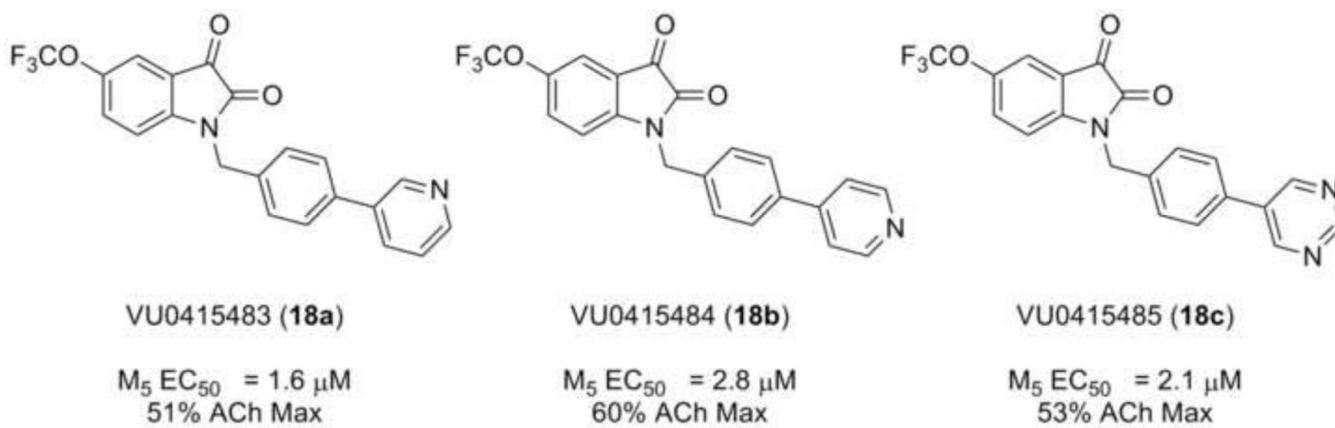


Figure 5.
 M_5 PAM analogs **18a–c** with heterocycles in the 4-position of the biaryl motif.

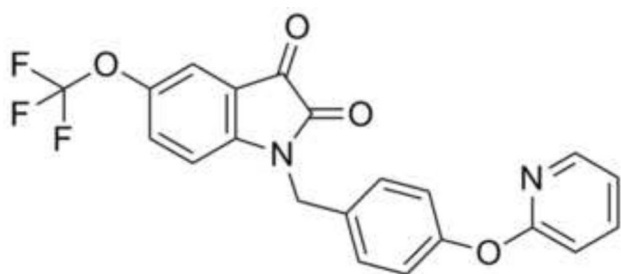
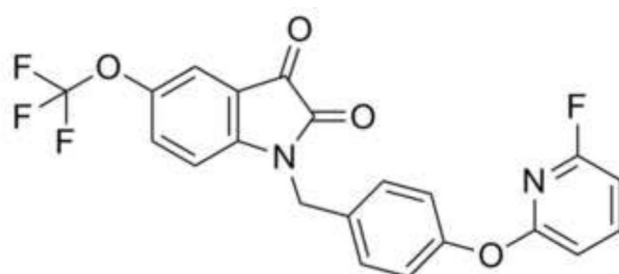
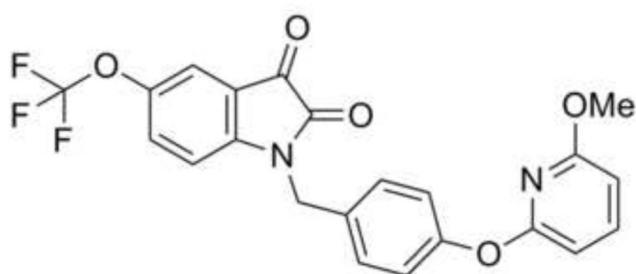
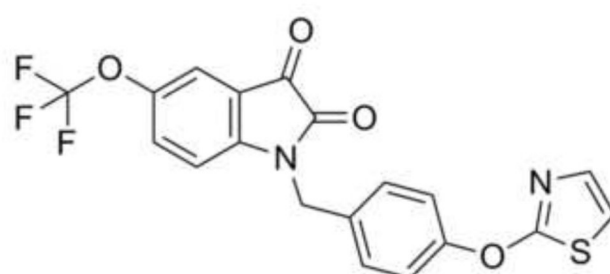
**27a** (VU0414746) M_5 EC₅₀ = 3.2 μ M
46% ACh Max**27b** (VU0414747) M_5 EC₅₀ = 1.5 μ M
62% ACh Max**27c** (VU0414748) M_5 EC₅₀ = 2.2 μ M
51% ACh Max**27d** (VU0414749) M_5 EC₅₀ = 2.8 μ M
58% ACh Max

Figure 6.
M₅ PAM heterobiaryl ether analogs **27a–d**.

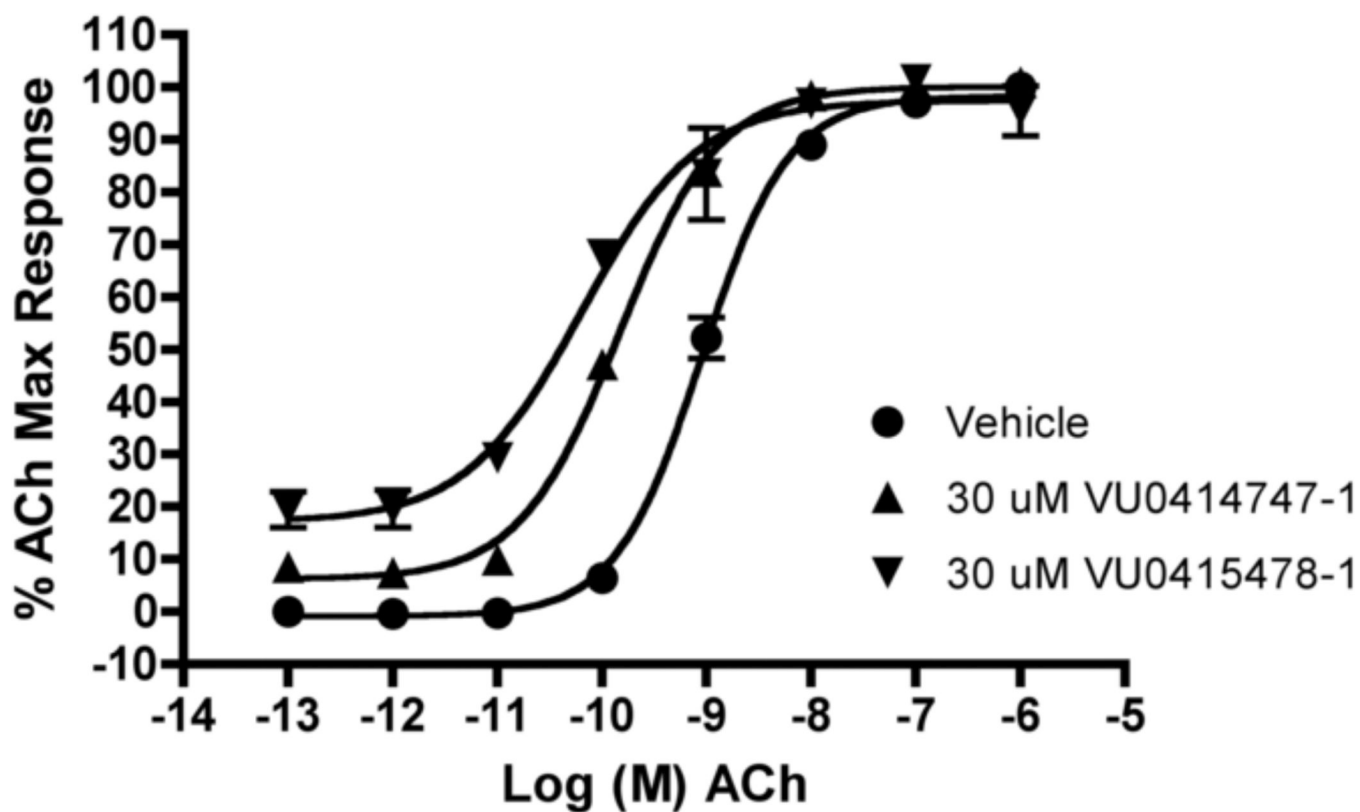
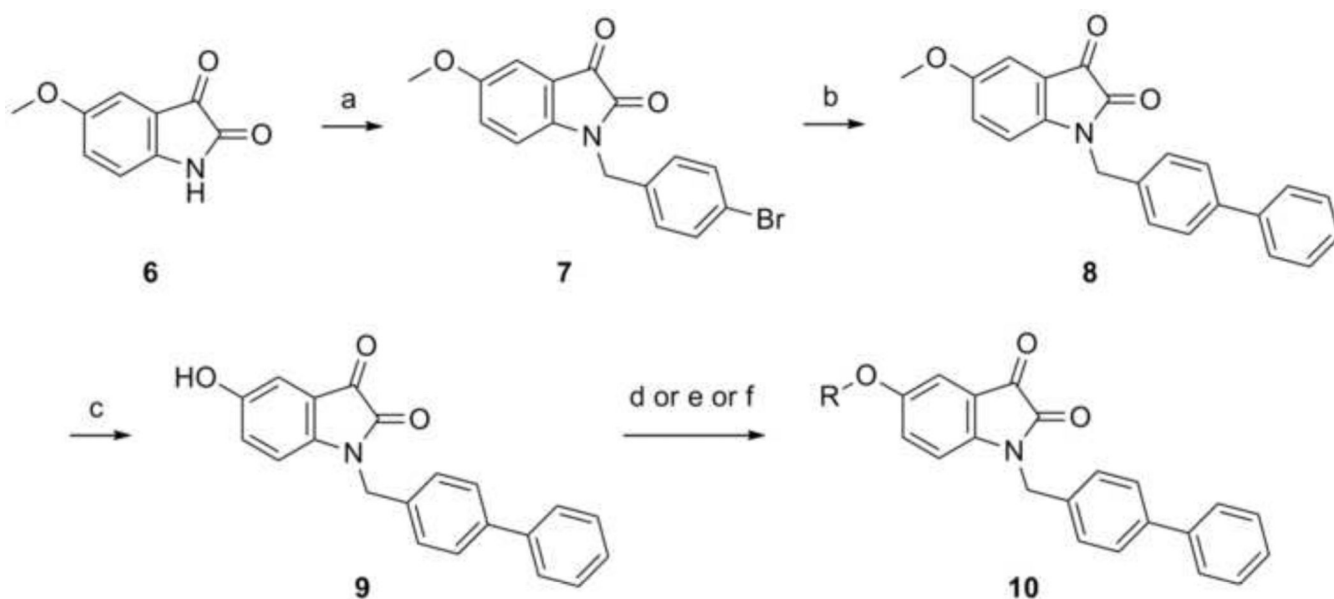
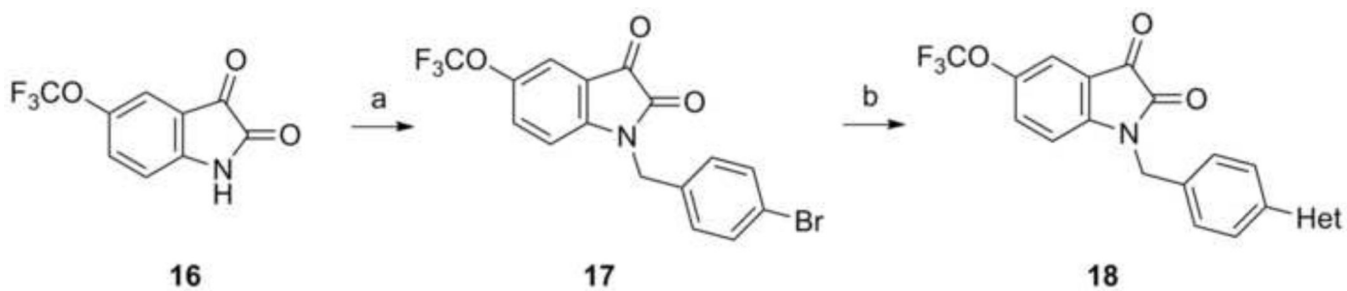


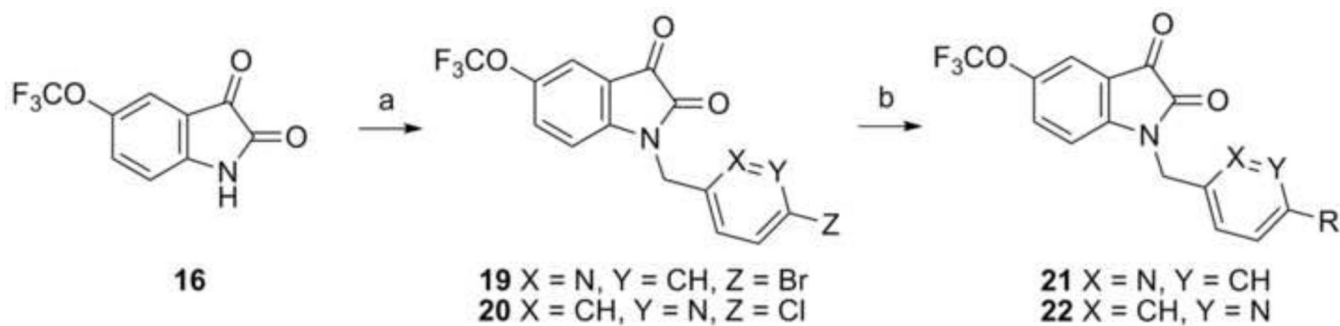
Figure 7. Human M_5 ACh fold-shift assay at a standard 30 μ M concentration for heterocyclic analogs **22a** (VU0415478), a heterobiaryl derivative, and **27b** (VU0414747), a heterobiaryl ether congener.

**Scheme 1.**

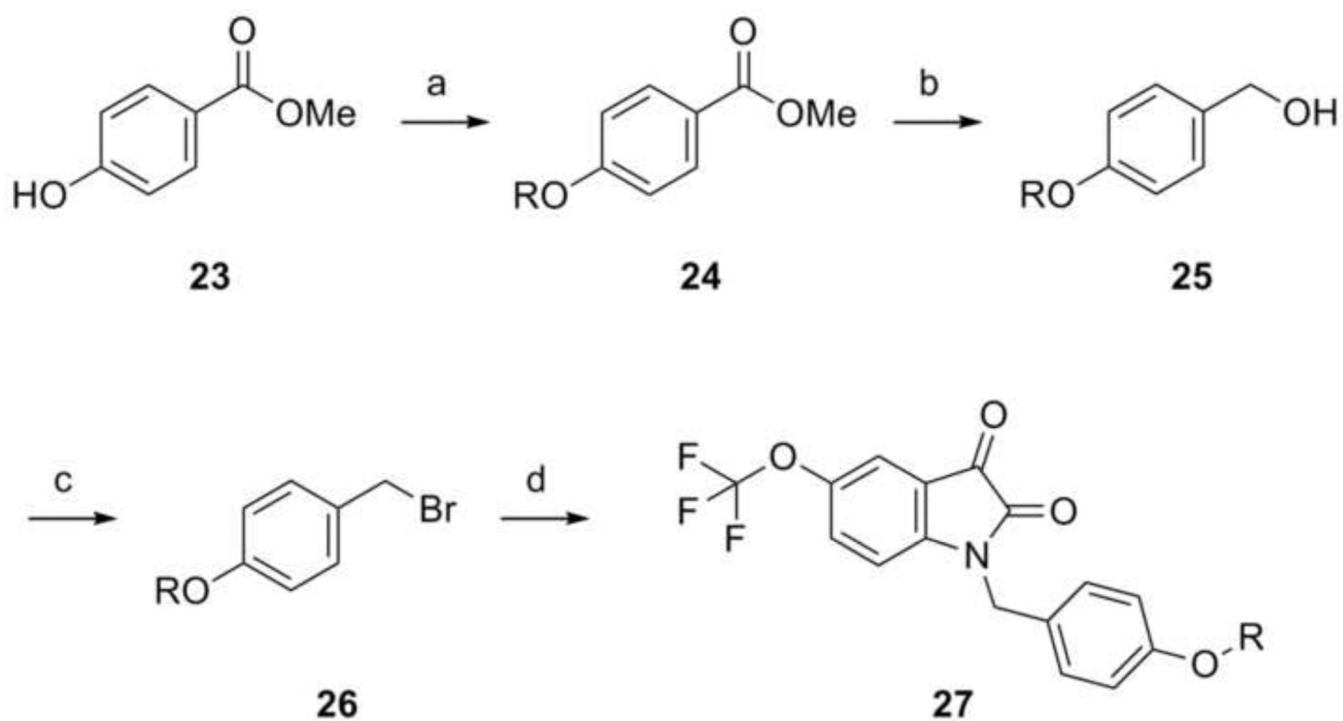
Reagents and conditions: (a) 4-bromobenzyl bromide, K_2CO_3 , KI, DMF, rt, 48 h (65%); (b) $PhB(OH)_2$, 5 mol % $Pd(PPh_3)_4$, 1.0 M aq. Cs_2CO_3 , THF, mw, 120 °C, 20 min (82%); (c) BBr_3 , DCM, 0 °C – rt, 2 h (83%); (d) R-X, Cs_2CO_3 , KI, DMF, mw, 120 °C, 30 min (avg. 20% for 31 analogs **10**); (e) ROH, PS- PPh_3 , DIAD, THF, rt (avg. 4% for 10 analogs **10**); (f) Het-X, Cs_2CO_3 , DMF, 160 °C, 20 min (avg. 10%, 3 analogs **10**).

**Scheme 2.**

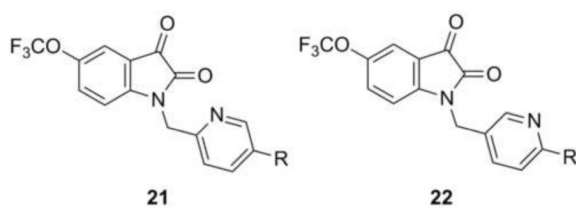
Reagents and conditions: (a) 4-bromobenzyl bromide, K_2CO_3 , KI, DMF, rt, 48 h (99%); (b) Het-B(OH)₂, 5 mol % Pd(PPh₃)₄, 1.0 M aq. Cs₂CO₃, THF, mw, 120 °C, 20 min (9–18%).

**Scheme 3.**

Reagents and conditions: (a) 5-bromo-2-(bromomethyl) pyridine or 5-(bromomethyl)2-chloropyridine, K_2CO_3 , KI, DMF, rt, 48 h (98%); (b) (Ph)Het-B(OH) $_2$, 5 mol % $Pd(PPh_3)_4$, 1.0 M aq. CS_2CO_3 , THF, mw, 120 °C, 20 min (5–11%).

**Scheme 4.**

Reagents and conditions: (a) Cs_2CO_3 , DMF, 130 °C, 5–12 h (57–91%); (b) 1 M DIBAL, toluene, 0 °C to RT, 2 h (86–94%); (c) PBr_3 , CH_2Cl_2 , 0 °C (19–53%); (d) **16**, K_2CO_3 , KI, DMF, mw, 120 °C, 30 min, (5–32%).

Table 1Structures and activities of analogs **21** and **22**.

Cmpd	R	M ₅ EC ₅₀ (μM) ^a	M ₅ %Ach Max ^a
20	Cl	2.4	80
21a	Ph	3.1	47
21b	3-pyridyl	>30	ND
21c	4-pyridyl	>30	ND
22a	Ph	3.8	76
22b	3-pyridyl	4.0	53
22c	4-pyridyl	4.4	50

^a Average of at least three independent determinations.