

Status Report

Indian J Med Res 134, September 2011, pp 281-294

Rationalizing antibiotic use to limit antibiotic resistance in India⁺

Global Antibiotic Resistance Partnership (GARP) - India Working Group*

Received August 10, 2011

Antibiotic resistance, a global concern, is particularly pressing in developing nations, including India, where the burden of infectious disease is high and healthcare spending is low. The Global Antibiotic Resistance Partnership (GARP) was established to develop actionable policy recommendations specifically relevant to low- and middle-income countries where suboptimal access to antibiotics - not a major concern in high-income countries - is possibly as severe a problem as is the spread of resistant organisms. This report summarizes the situation as it is known regarding antibiotic use and growing resistance in India and recommends short and long term actions. Recommendations aim at (i) reducing the need for antibiotics; (ii) lowering resistance-enhancing drug pressure through improved antibiotic targeting, and (iii) eliminating antibiotic use for growth promotion in agriculture. The highest priority needs to be given to (i) national surveillance of antibiotic resistance and antibiotic use - better information to underpin decisions on standard treatment guidelines, education and other actions, as well as to monitor changes over time; (ii) increasing the use of diagnostic tests, which necessitates behavioural changes and improvements in microbiology laboratory capacity; (iii) setting up and/or strengthening infection control committees in hospitals; and (iv) restricting the use of antibiotics for non-therapeutic uses in agriculture. These interventions should help to reduce the spread of antibiotic resistance, improve public health directly, benefit the populace and reduce pressure on the healthcare system. Finally, increasing the types and coverage of childhood vaccines offered by the government would reduce the disease burden enormously and spare antibiotics.

Key words Agriculture - antibiotic resistance - healthcare access - health policy - hospital-acquired infection - infection control - vaccination - veterinary use

*Dr Nirmal K. Ganguly, National Institute of Immunology, New Delhi, and *Chair*, GARP - India Working Group; Dr N.K. Arora, INCLEN Trust International, New Delhi; Dr Sujith J. Chandy, Christian Medical College, Vellore; Dr Mohamed Nadeem Fairuze, Veterinary College, KVAFS University, Hebbal, Bangalore; Dr J.P.S. Gill, Guru Angad Dev Veterinary and Animal Sciences University (GADVASU), Ludhiana; Dr Usha Gupta, Delhi Society for Promotion of Rational Use of Drugs, Delhi; Dr Shah Hossain, National Centre for Disease Control, New Delhi; Dr Sadhna Joglekar, GSK Pharmaceuticals Ltd., Mumbai; Dr P.C. Joshi, University of Delhi, Delhi; Dr Manish Kakkar, Public Health Foundation of India, New Delhi; Dr Anita Kotwani, Vallabhbai Patel Chest Institute, University of Delhi, Delhi; Dr Ashok Rattan, Fortis Clinical Research Ltd., Gurgaon; Dr H. Sudarshan, Karuna Trust, Bangalore; Dr Kurien Thomas, Christian Medical College, Vellore; Dr Chand Wattal, Sir Ganga Ram Hospital, New Delhi; Ms Alice Easton, Center for Disease Dynamics, Economics & Policy, New Delhi & Dr Ramanan Laxminarayan, Public Health Foundation of India, New Delhi.

⁺The full GARP - India report can be accessed at: www.cddep.org/publications.

Introduction

Antimicrobial resistance, a global problem, is particularly pressing in developing countries where the infectious disease burden is high and cost constrains the replacement of older antibiotics with newer, more expensive ones. Management of common and lethal bacterial infections has been critically compromised by the appearance and rapid spread of antibiotic-resistant bacteria. The Global Antibiotic Resistance Partnership (GARP) was established to begin the process of developing actionable policy recommendations relevant to low- and middle-income countries. Multidisciplinary working groups in India, Kenya, South Africa, and Vietnam took up this challenge in 2009 and have surveyed the state of antibiotic use and resistance and related factors (*cddep.org*). In light of this evidence, working groups have begun to define a set of broad policy objectives. This report summarises the India Situation Analysis of 2011 - the most comprehensive survey of undertaken in India - and recommends next steps.

The bacterial disease burden in India is among the highest in the world¹; consequently, antibiotics will play a critical role in limiting morbidity and mortality in the country. As a marker of disease burden, pneumonia causes an estimated 410,000 deaths in India each year², and it is the number-one killer of children³. Many of these deaths occur because patients do not have access to life-saving antibiotics when and where these are needed. At the other extreme, antibiotics are used in situations where these cannot be expected to improve the patient's condition, particularly as treatment for the common cold and uncomplicated cases of diarrhoea (which are appropriately treated with oral rehydration therapy).

'Drug selection pressure' is the single most important factor in the evolution of drug resistance in bacteria. The reasons for drug pressure are multifactorial and involve both human and animal use. Although drug resistance is primarily a medical problem, the factors that influence the spread of resistance are ecological, epidemiological, cultural, social, and economic. Patients, physicians, veterinarians, and healthcare facilities and retailers - from large pharmacies to local drug sellers - have little motivation (economic or otherwise) to acknowledge the consequences of their use of antibiotics on others, especially on future generations.

Every time an antibiotic is used - whether appropriately or not, in human beings or in animals-

the probability of the development and spread of antibiotic-resistant bacteria is increased^{4,5}. Antibiotic effectiveness is a globally shared resource and a shared responsibility. That responsibility is to maintain antibiotic effectiveness as long as possible, while allowing the maximum possible health benefits to accrue to the world's population. The actions needed to achieve this goal cannot be decided globally. Each nation must adopt strategies tailored to its own conditions. The GARP working groups' recommendations are based on an understanding of the underlying issues, and the proposed solutions are designed to work in the 21st century.

CURRENT SITUATION IN INDIA

Rising antibiotic use

Antibiotic use has been increasing steadily in recent years (Fig. 1). Between 2005 and 2009, the units of antibiotics sold increased by about 40 per cent. Increased sales of cephalosporins were particularly striking, with sales (in units sold) increasing by 60 per cent over that five-year period, but some increase was seen in most antibiotic classes. In comparison, a pilot survey conducted at private retail pharmacies in 2004⁶ and a survey in the same areas in 2008 found increased use of cephalosporins, but decreased use of macrolides⁷.

The fact that antibiotic use is increasing is not, itself, indicative of a problem, but evidence from studies of prescribing patterns suggests that antibiotics are often used in inappropriate ways.

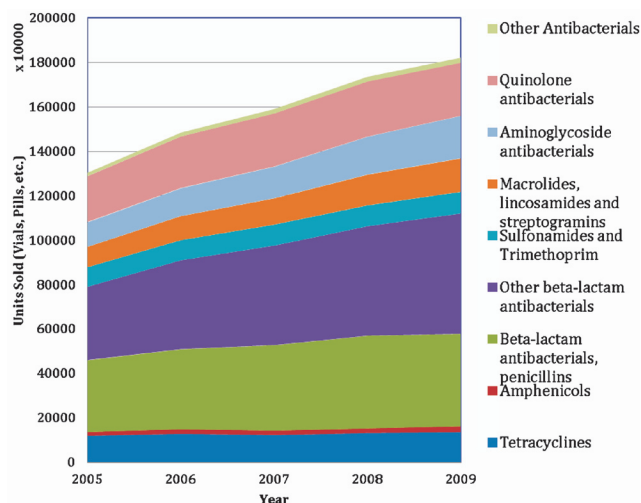


Fig. 1. Units of antibiotics sold in India, by type.

Source: Ref 8.

Resistance to antibiotics

Antibiotic resistance has been a low-priority area in most developing and many developed countries. Compared with the immediate challenges of HIV/AIDS, tuberculosis, malaria, pneumonia, and many other infectious diseases, the loss of antibiotics at some future time does not capture the same attention. Resistance against certain antibiotics is already at high levels in certain places in India (and around the world), but the problem has remained largely unknown because relatively few studies were published and nationwide surveillance was not being carried out. But the issue came to the fore in India when New Delhi metallo- β -lactamase-1 (NDM-1), first reported in 2009, made front-page news in 2010.

Briefly, NDM-1 is an enzyme produced by the gene *bla*_{NDM-1}; it is named for New Delhi because the Swedish patient in whom it was first identified had undergone surgery in a New Delhi hospital⁹. The gene was carried on plasmids and could be transferred between different bacterial species, in this case between *Klebsiella pneumoniae* and *Escherichia coli*, and most importantly, conferred broad resistance to most antibiotics, including carbapenems. Later studies reported NDM-1 in a tertiary-care centre in Mumbai¹⁰. The controversy heated up when a paper appeared reporting the gene in multidrug-resistant *Enterobacteriaceae* in hospitals in Chennai and Haryana and in isolates from patients represented in the UK's National Reference Library (a high percentage of whom had travelled to the subcontinent)¹¹. A further study in which NDM-1 was detected in drinking water and seepage water in New Delhi¹² added to the concern and the focus on India - whether deserved or not.

NDM-1 may be the most widely known form of antibiotic resistance in India, but a number of studies in recent years have documented significant rates of resistance to a wide range of antibiotics¹³⁻³⁰. Many are of hospital-acquired Gram-negative infections with *Acinetobacter*, *Pseudomonas*, *Klebsiella*, *E. coli*, *Salmonella*, and *Neisseria gonorrhoeae*, summarized in Table I.

A World Health Organization (WHO) study in which *E. coli* was used as an indicator organism at four sites found high levels of resistance, especially in pathogenic isolates³¹. The study measured both antibiotic resistance and antibiotic use over the course of at least one year at all sites. Resistance rates were highest to those antibiotics in use the longest.

However, resistance rates to newer antibiotics, such as fluoroquinolones, were particularly high in India³¹.

The overall take-home message from studies of resistant infections is that resistance levels have been worryingly high wherever studies have been conducted. Data are not sufficient to clearly delineate trends for specific organisms or specific antibiotics, but clearly outline resistance. This resistance is affecting patients and therapeutic outcomes, with concomitant economic consequences.

Antibiotic resistance surveillance has been limited to small-scale efforts by the Indian Council of Medical Research (ICMR) and some private agencies on a pilot basis. The Invasive Bacterial Infection Surveillance (IBIS) project produced valuable information on pneumonia in India, though it was unable to meet its goal of establishing a permanent surveillance system for antibiotic resistance³². Evidence that can be pieced together comes from many individual studies, such as studies on methicillin-resistant *Staphylococcus aureus* (Fig. 2).

Infections acquired in hospitals

Hospital-acquired infections (HAIs) are a particular concern and indicate the level of infection control in a hospital, since many HAIs can be prevented through better hygiene. *Staphylococcus aureus* and *Pseudomonas aeruginosa* are among the most common causes of HAIs. Recent findings on the levels of HAIs and the causative organisms in India are similar to those in other parts of the world, and include (i) a study by the International Nosocomial Infection Control Consortium (conducted in 12 intensive-care units in seven hospitals in seven Indian cities), which followed 10,835 patients

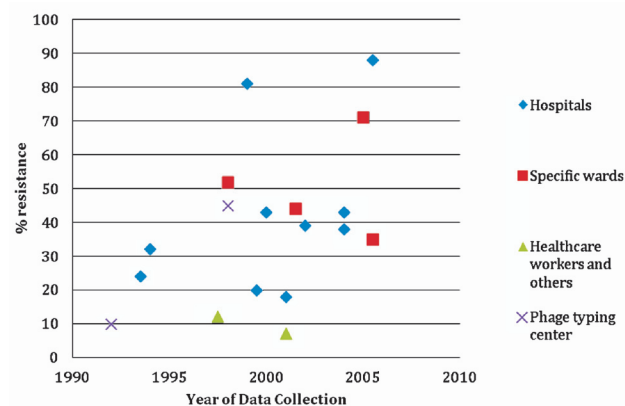


Fig. 2. MRSA resistance rates from various Indian studies vary but appear to increase over time. Source: Ref. 33-51.

Table I. Recent antibiotic resistance studies in India

Population	Isolates	Pathogen	Rate	Source
Tertiary care hospital	150	<i>Acinetobacter</i>	ESBL in 28% 36% ciprofloxacin resistant	13
Tertiary care hospital	265	<i>Acinetobacter</i>	>80% resistant to 2nd- and 3rd-generation cephalosporins, aminoglycosides, and quinolones, 30% resistant to cefoperazone/sulbactam 6% resistant to meropenem	14
Tertiary care hospital	52 from wards, 164 from ICUs	<i>Acinetobacter</i>	57% carbapenemase resistance to imipenem/meropenem in wards and 80% in ICUs, 70% tigecycline resistant	15
Tertiary care hospital	27 from wards, 131 from ICUs	<i>Pseudomonas</i> spp.	39% carbapenemase resistance to imipenem/meropenem 8% resistant to colistin	15
Seven hospitals in Indian cities	55 from wards, 225 from ICUs	<i>Klebsiella</i> spp.	31% (wards) and 51% (ICUs) showed carbapenemase resistance to imipenem/meropenem, 61% resistant to tigecycline	16
	75 from wards, 42 from ICUs	<i>E. coli</i>	61% ESBL producers	
	10,835	<i>Pseudomonas</i> spp.	29% resistant to ciprofloxacin, 65% to ceftazidime, 42% to imipenem, 43% to piperacillin-tazobactam	
Burn patients	42	<i>Pseudomonas</i> spp.	96% multidrug resistant	17
ICU patients in neurocare centre		<i>P. aeruginosa</i>	5% multidrug resistant	18
Pus (912) and urine (1743) samples from tertiary care hospital	61	<i>K. pneumoniae</i>	64% were urine samples susceptible to tobramycin 54% were susceptible to amikacin, 32% to cefotaxime, 14% to ceftriaxone, 25% ESBL producers	19
	181	<i>E. coli</i>	2-4% susceptible to ampicillin, 2-11% susceptible to co-trimoxazole, 45-60% susceptible to amikacin	
Urine samples from healthy asymptomatic pregnant women at a tertiary care facility and a rural clinic	45	<i>E. coli</i>	42% of commensal <i>E. coli</i> were resistant to at least one antibiotic, 8% resistant to ampicillin, co-trimoxazole, and nalidixic acid	20
Stool samples from rural schoolchildren in Tamil Nadu	119	<i>E. coli</i>	63% resistant to at least one antibiotic	21
11 locations in Asia-Pacific region	3004	<i>E. coli</i>	70% ESBL producers	22
Sporadic isolates from hospitals in/around New Delhi	105	<i>S. paratyphi A</i>	32% resistant to both chloramphenicol and co-trimoxazole	23
Children in New Delhi hospital	93	<i>S. Typhi</i>	67% had multidrug resistant Sensitivity below 35% for ampicillin, co-trimoxazole, chloramphenicol and amoxicillin. Sensitivity highest to ceftriaxone and ofloxacin	24
Males at STI clinics	45	<i>Neisseria gonorrhoeae</i>	78% ciprofloxacin resistant, 51% tetracycline resistant, 47% penicillin resistant, 22% β -lactamase producers	25

Contd....

Population	Isolates	Pathogen	Rate	Source
Rural hospital surveillance using stool samples	435 samples of <i>V. cholerae</i>	<i>O1</i> strain of <i>V. cholerae</i>	2-17% tetracycline resistant, 0-45% nalidixic acid resistant, 29-65% co-trimoxazole resistant	26
Community-acquired acute bacterial meningitis	284	<i>Streptococci</i>	0% penicillin resistance	27
Children in outpatient department for acute pharyngo-tonsillitis	435	Group-A beta-haemolytic streptococci	10-25% resistance to macrolides, tetracycline and co-trimoxazole, All isolates were sensitive to penicillin G and chloramphenicol	28
Infants	323	Streptococci	81% co-trimoxazole resistant	29
Communicable diseases hospital	40	Enterococci	No vancomycin resistance	30

hospitalized for a total of 52,518 days. The observed patients acquired 476 infections in the hospital (4%), of which 46 per cent were *Enterobacteriaceae*, 27 per cent *Pseudomonas* spp., 6 per cent *Acinetobacter* spp., 8 per cent *Candida* spp., and 3 per cent *S. aureus*¹⁶; (ii) a prospective study of 71 burn patients at Post Graduate Institute of Medical Education and Research (PGIMER) in Chandigarh found that up to 59 patients (83%) had hospital-acquired infections: 35 per cent of pathogens isolated from wounds and blood were *S. aureus*, 24 per cent were *P. aeruginosa*, and 16 per cent were β -haemolytic streptococci⁵²; (iii) a six-month study conducted in the intensive-care units in the All India Institute of Medical Sciences (AIIMS), New Delhi, found that 140 of 1,253 patients (11%) had 152 hospital-acquired infections. *P. aeruginosa* made up 21 per cent of isolates, 23 per cent were *S. aureus*, 16 per cent *Klebsiella* spp., 15 per cent were *Acinetobacter baumannii*, and 8 per cent *E. coli*⁵³; and (iv) a study of 493 patients in a tertiary teaching hospital in Goa found that 103 people (21%) developed 169 infections⁴⁸.

Patterns of antibiotic overuse

A few hospital- and city-based studies of antibiotic use suggest that antibiotics are often prescribed in irrational or inappropriate ways in India; that is, the drugs are prescribed at an incorrect dose, frequency, or duration, are redundant, or have the potential for adverse interactions with other drugs. Some studies on antibiotic use have employed indicators, such as the average number of drugs prescribed per encounter and the frequency with which fixed-dose combinations are prescribed. Other studies have detailed the reasons for prescribing (or purchasing) antibiotics - in particular,

for upper respiratory tract infections, an inappropriate indication. Overprescribing and overuse are seen in all settings: public and private hospitals, clinics and pharmacies⁷. For example, depending on where they live and the type of practitioner they visit, 45 to 80 per cent of patients with symptoms of acute respiratory infections and diarrhoea are likely to receive an antibiotic, even though it will not be effective if they have a viral illness rather than a bacterial one^{54,55}.

Why this overuse persists is not so easily determined. The possible reasons, as in other parts of the world, include the following: (i) lack of microbiology facilities or unwillingness of patients to undergo tests⁵⁷; (ii) some doctors' practice of prescribing antibiotics to any patient with a fever, taking it as a sign of bacterial infection, especially when they are concerned that the patient will not return for follow up⁵⁷; (iii) the patient's expectation of being given an antibiotic over-the-counter or a prescription for one at the doctor's office^{57,58}; (iv) incentives for pharmacists to make a profit from drug sales^{59,60}; and (v) the public's lack of knowledge about the appropriate use of antibiotics^{57,61,62} (Figs. 3, 4).

All those possible reasons suggest that much of this use could be curtailed without harming health outcomes; in fact, reductions in use could actually improve people's health.

Antibiotic use in animals

Antibiotics are not only used to treat human illness but have also been used in livestock and poultry for more than half a century to control and treat diseases and, in low doses in animal feed, to promote growth and improve production of animal products^{63,64}.




Fig. 3. Prescribing determinants of antibiotics.
Sources: Ref. 56.

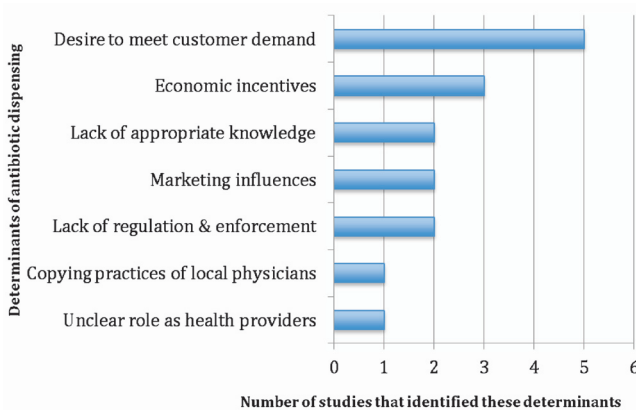


Fig. 4. Dispensing determinants of antibiotics.
Source: Ref. 56.

There is no regulation in India of the use of antibiotics in food animals such as poultry, dairy cows, and buffaloes raised for domestic consumption. Prevention of Food Adulteration Rules (1995), Part XVIII: Antibiotic and Other Pharmacologically Active Substances applies only to the use of antibiotics in certain types of seafood⁶³, and the Export Inspection Council of India prohibits the use of certain antibiotics in the feed and medication of poultry intended for export only⁶⁶.

The precise effect of agricultural antibiotic use on resistance levels in the general population is not known, but the evidence points to a link. In 2003, an expert committee convened by WHO, the UN Food and Agriculture Organization, and the World Organization for Animal Health concluded, 'there is clear evidence of adverse human health consequences due to resistant organisms resulting from non-human usage of antimicrobials. These consequences include infections

that would not have otherwise occurred, increased frequency of treatment failures (in some cases death), and increased severity of infections'⁶⁷. Furthermore, cattle farming is a common livelihood in many parts of India, and a large proportion of the population is in close contact with livestock, which puts people at risk of acquiring resistant infections from their animals⁶⁸.

A few studies on antibiotic residues in animal products have been conducted in India, but one on honey was widely publicized⁶⁹⁻⁷¹. This study, conducted by the Centre for Science and Environment, New Delhi, found that 11 of 12 samples of honey taken from the domestic market were not compliant with standards for export. It concluded that the level of antibiotic residues found was not high enough to trigger an adverse effect in consumers, but it called for regulation and monitoring of antibiotic residues in honey 'as continuous long-term exposure to low levels of antibiotics could in due course of time lead to antibiotic resistance in pathogenic bacteria making their treatment difficult'⁷².

Government policy towards antibiotic use and resistance

Regardless of whether NDM-1 turns out to threaten patients' health in India, the attention directed to this pathogen has spurred the Government to action on antibiotic resistance. As a result, a Ministry of Health and Family Welfare task force announced a new national anti-microbial policy⁶⁵.

The National Policy for Containment of Antimicrobial Resistance-India covers a range of topics, including curbing antibiotic use in animals, particularly those raised for human consumption; conducting infection surveillance in hospitals; improving hospital surveillance for monitoring antibiotic resistance; promoting rational drug use through education, monitoring, and supervision; researching new drugs; and developing and implementing a standard and more restrictive antibiotic policy⁶⁵. Under the new Schedule H1 (now called HX), which will regulate antibiotic use, selling antibiotics over-the-counter will be banned. Certain antibiotics, including carbapenems, will be available at only tertiary hospitals⁶⁵.

Discussion

Knowing that antibiotic resistance is a reality in India and knowing that the prevalence of resistant bacteria will rise over time, no serious constituencies can oppose acting to slow its spread. As with all interventions, preventing the spread of antibiotic

resistance will have costs as well as benefits and will not be achieved without deliberate effort. Fortunately, the interventions that lead the list of recommendations from the GARP - India working group will have substantial immediate benefits to individuals in addition to their largely societal benefits in terms of antibiotic resistance. Vaccinations to prevent various illnesses and hospital infection control fall into this category. Setting aside the anti-vaccine arguments, these are win-win interventions, but their 'antibiotic-sparing' effects are often overlooked because these are of secondary importance. Their effects on reducing antibiotic use and, through a logic chain, the spread of antibiotic-resistant bacteria, could however, be enormous. Restricting the use of antibiotics in livestock and poultry for nontherapeutic uses (particularly growth promotion) is similarly beneficial: it is known conclusively from other countries that animal health is not harmed, and the effectiveness of antibiotics is thereby preserved for treating disease (in both humans and animals).

A second important tier of recommendations involves reducing antibiotic use by eliminating irrational or inappropriate use. There is no doubt that people benefit from not being treated for what does not ail them. They do not pay for drugs that are not needed, they avoid potential adverse reactions, and they might then be treated for the illness they do have. However, it is sometimes not possible to tell whether a child is in the early stages of pneumonia or has a common viral cold without laboratory testing, which assumes the availability of not only an experienced doctor but also a microbiology laboratory. Moreover, older antibiotics are inexpensive and cause relatively few side effects. However, some measures designed to rationalize antibiotic use may come with unintended consequences. For instance, enforcing prescription-only laws and eliminating over-the-counter antibiotic purchases could cut off antibiotic access for some segments of the population, such as the rural poor. As long as this possibility is factored into decisions, ways to mitigate any negative effects can also be brought to bear. But this has not been considered in most cases, either in India or in other countries where over-the-counter sales of antibiotics are common.

The GARP process has benefitted from the work of the Ministry of Health and Family Welfare task force report, which has recommended policies to deal with antibiotic resistance. That task force was empanelled as a direct result of the furore that erupted over accounts published in 2010 about the NDM-1 genes found in

bacterial isolates purportedly originating in India. The report and recommendations have propelled action at a level that would have been difficult, if not impossible, to generate in the absence of a crisis atmosphere. What is needed now is to capitalize on that start without waiting for the next crisis. The ongoing GARP process is designed to do just that, though it is not officially part of the government and does not work under its authority. It is important to recognize that antibiotic resistance is a changing and ongoing issue, with developments in India and around the world occurring continually, not usually in crisis mode.

GARP - India has the advantage of being part of a growing global network. We have already seen sharing of information among the four initial GARP countries (India, Vietnam, Kenya and South Africa) and expect that this network will grow. Partner countries have shared research protocols and findings and will be sharing analyses, decisions on interventions, and as interventions are implemented, lessons learned. Although much of the information published on antibiotic use and resistance - including basic science, epidemiology, and interventions - comes from high-income countries, generating complementary information and filtering published information through the lens of the low- and middle-income country experience is likely to prove extremely valuable, particularly as the GARP network expands to more countries and experience deepens in founding countries. The GARP activities form a large part of the agenda of the 1st Global Forum on Bacterial Infections, taking place in New Delhi in October 2011 and involving participants largely from low- and middle-income countries. The Global Forum will raise awareness about the pressing nature of this problem, and about the wide variety of ways in which it can be tackled.

RECOMMENDATIONS

GARP's eventual goal is to use the best available information to develop workable and effective interventions. These include reducing the need for antibiotics by averting disease through vaccination or by averting infection through improved infection control and reducing demand through decreasing antibiotic overuse and eliminating non essential uses (*e.g.*, in livestock growth promotion). The recommendations here must still be considered provisional, though all are considered important and have been informed by the new national policy, discussed above. A first task during the next stage of GARP will be to develop a 'critical

Table II. Summary of GARP - India recommendations

Recommendation stage	Intervention	Strategies	Challenges	
Priority	Surveillance	Antibiotic resistance	Start with gov't hospitals in Delhi. Create network of labs, ensure quality control. Make data accessible and understandable.	Securing cooperation, inter-State co-ordination, and financial sustainability.
		Antibiotic use	Sample prescriptions. Conduct exit interviews.	
	Increasing use of diagnostic tests	Form alliances between hospitals with and without diagnostic facilities to initially outsource testing, and eventually build capacity. Implement quality assurance programmes and work to develop new tests. Develop and test financing mechanisms to encourage testing when appropriate.	Time lag between testing and results. Persuading doctors to use tests and patients to pay for them as necessary.	
	Strengthening infection control committees	Coordinate measures such as isolation. Conduct demonstration projects, audits of prescribing and behaviour. Support and participation of top administrators needed. Supportive CEOs should be called upon to engage their counterparts in other hospitals.	Washbasins may not be available. Merely educating doctors about measures may not have long-term effect. Without empowerment, committees will have no effect.	
	In-service training for physicians	Conduct interactive workshops that fulfil CME requirements addressing reasons for doctors overprescribing antibiotics and teaching about rational prescribing.		
	Continuing education for pharmacists	Same as above.		
	Distributing STGs to hospital staff	Provide drug-bug pocket cards to doctors. Assist hospitals in personalizing their STGs.	Persuading physicians to adhere to them. Sensitization will be necessary.	
Regulate veterinary use	Outlaw use of antibiotics most important for human health, ban non-therapeutic use, require washout period before slaughter. To be co-ordinated by inter-sectoral committee.	Enforcement, as end use of antibiotics is unclear at time of sale. Multiple ministries are concerned, so co-ordination may be difficult.		
2 nd tier	Regulate OTC sales	Implement Schedule HX.	Opposition from pharmacists and patients, especially if schedule includes drugs in addition to antibiotics, loss of access for some isolated populations.	
	Prioritise funding for research	Encourage government to fund surveillance and other research, by making case in understandable terms for usefulness of this research for policymaking.	Competing priorities for government funding.	
	Issue guidelines and checklists	Collect (and create if necessary) checklists and train hospital staff in their use.	Practitioners must be aware of guidelines, believe in their efficacy, and have resources for implementation.	
	Study impact of seasonal influenza vaccination on pregnant women*	Based on study in Bangladesh ⁷¹ , determine whether providing vaccine will reduce infant and maternal deaths and save antibiotics.		

Contd...

Recommendation stage	Intervention	Strategies	Challenges
	<p>Other GARP recommendations:</p> <ul style="list-style-type: none"> • Increase use of vaccines, thereby reducing amount of antibiotics used to treat those diseases (including in cases where antibiotics are used inappropriately)*: <ul style="list-style-type: none"> ○ introduce Hib vaccine into UIP; ○ determine appropriateness of pneumococcal vaccination for India; ○ determine impact of universal rotaviral vaccination on disease and antibiotic use in India; ○ investigate impact of targeted typhoid vaccination in India. • Address supply chain constraints and failures to improve quality of drugs on market, as well as access to trained prescribers and dispensers. • Improve antibiotic use in animals: <ul style="list-style-type: none"> ○ encourage surveillance of antibiotic use and resistance by manufacturers of animal products; ○ educate stakeholders on appropriate use of antibiotics in food animals; ○ reduce need for antibiotics in animals. 		

CME, continuing medical education; STG, Standard treatment guidelines; UIP, universal immunization programme; OTC, over the counter.
*Interventions that have primary benefits unrelated to decreasing the spread of antibiotic resistance

path' for each recommendation, detailing the pros and cons, the challenges, the costs, the parties of interest, proponents and opponents, the likelihood of success, the size of the potential effect, and a timeline. Small projects could be included to direct implementation plans. In a country as large and complex as India, this is a necessary step and will inform the next phase of GARP. The interventions being considered are described below and summarized in Table II.

Rationalizing the use of antibiotics in humans

Surveillance: Antibiotic resistance and antibiotic use

Two complementary types of surveillance are recommended: surveillance for *antibiotic resistance* and surveillance for *antibiotic use*. This supports a recommendation made in the national policy document. By itself, surveillance of any type will not change antibiotic use or the spread of resistant organisms, but knowing resistance levels and tracking them over time is a powerful tool to support real changes. Once the link between resistance and antibiotic use is accepted, tracking antibiotic use can be used as a surrogate for changes in resistance patterns. To some extent, these patterns can produce evidence for whether interventions are working, and can help identify problem areas, as is the case for antibiotic resistance surveillance. Surveillance results/data can also be fed into standard treatment guidelines and essential drug lists.

The Ministry of Health and Family Welfare task force report⁶⁵ recommends the development of a laboratory network, beginning in New Delhi and expanding thereafter, as well as prescription and sales monitoring in New Delhi public sector hospitals.

Details of co-ordinating bodies, quality assurance, standardization, format, and availability of data and funding are yet to be worked out.

All over the world, surveillance is seen as the backbone of successful programmes to attack the problem of antibiotic resistance. Adequate surveillance for antibiotic resistance and for bacterial infections generally is rare in low- and middle-income countries, and India is no exception. Support has diminished for the two recent large-scale infectious disease surveillance initiatives. The Invasive Bacterial Infection Surveillance project was begun in 1993 to monitor the serotype distribution and antimicrobial resistance of infections caused by *Haemophilus influenzae* and *S. pneumoniae*. However, the number of sites in India has dwindled over time, and funding has been fitful. Another programme, the Integrated Disease Surveillance Project was launched by the Ministry of Health and Family Welfare in 2004. It was phased in to nine States beginning in 2004 and was in 33 States and territories by 2007. However, reporting is less complete than anticipated⁷⁴.

Distributing Standard Treatment Guidelines (STGs)

STGs have been developed at various levels, from the hospital (e.g., for diarrhoea and pneumonia) to national-level programmes (e.g., for TB and HIV/AIDS)⁷⁵. These guidelines should be tailored to local situations and specific to levels of care. However, employees at all levels in the healthcare system often have little knowledge of the content of these STGs. One means of distributing STGs is through drug-bug 'pocket cards': these cards would provide summaries of locally recommended treatments for common conditions,

and prescribers would be encouraged to carry and refer to these. The usefulness of these cards should be evaluated, either in a randomized trial or through other means, in different settings. Antibiograms could also be distributed regularly, to make doctors aware of changes in the local pattern of resistance.

Increasing the use of diagnostic tests

This recommendation - which was also made by the Ministry of Health and Family Welfare task force - raises several issues. First, many hospitals (particularly small ones) do not have the required facilities to conduct a range of diagnostic tests. Second, the laboratories that exist may be under-resourced and, therefore, inadequate to the task, a problem that may be either a consequence or a forerunner of a third major issue: physicians do not necessarily value the results from microbiology laboratories even when they exist. This may be because the use of unreliable tests has led to disillusionment among physicians. In India, patients often must pay for these tests and may opt to spend money on presumptive treatment instead. A combination of increasing laboratory capacity (which would involve investing in equipment, supplies, and personnel), partnering between hospitals with diagnostic capacity and those without, and encouraging the development of new rapid diagnostic tests is needed, but the details and critical paths for each remain to be worked out.

Infection control interventions

Hospitals create their own ecology in the bacterial-human interface. The use of antibiotics is much more intense in hospitals than in the community, and highly resistant bacteria may be found and spread there. In response, infection control interventions have been developed to contain bacterial infections in hospitals, including increased hand-washing, isolation rooms, reminders to limit catheter use, and use of gloves and gowns. The Ministry of Health and Family Welfare task force recommends that all hospitals create an infection control plan, committee, and team. It further recommends that clinical microbiologists conduct audits, such as by spot-checking prescribing sheets in wards⁷⁵.

As uncontroversial as infection control may seem, the infrastructure required (such as washbasins and isolation rooms) is often lacking in hospitals. Microbiology laboratories and trained staff may be unavailable, and in some situations, staff members and administrators may be uninterested in co-operating⁷⁶.

The greatest challenge, then, is empowering the infection control committee and making hospital staff aware of its activities and recommendations.

Checklists for surgical procedures

Patients undergoing surgery are at high risk of infection at the surgical site, but these infections are largely preventable if simple measures are taken consistently before, during, and after surgery. The use of checklists - such as WHO's Surgical Safety Checklist⁷⁷ - that ensures adherence to common-sense measures - has been demonstrated to improve outcomes, including surgery-related infection in international studies that include India⁷⁸. Additional demonstrations, adapted checklists, and implementation are now recommended.

Educational approaches

Continuing education of doctors, nurses, dentists, pharmacists, and veterinarians is a perpetually attractive opportunity for instructing these professionals about antibiotic use and resistance. In India, continuing education is beginning to be required for certain professionals. A new Medical Council of India (MCI) rule that doctors must attend 30 hours of continuing medical education every five years to maintain their licenses will help encourage such courses⁷⁹. Workshops on antibiotics could be offered as part of this, and similarly for other professions. Furthermore, the establishment of clinical microbiology and infectious diseases post-graduate courses should be encouraged.

It may be relatively easy to conduct courses (compared with other interventions), and these are likely to be beneficial, at least in the short term. It is not clear that such efforts result in permanent changes to behaviour. This area may be ripe for experimentation and evaluation.

Improving antibiotic supply chain and quality

The main recommendation for improving the antibiotic supply chain recognizes the success of the Delhi and Tamil Nadu models, which centralized procurement and focused on drugs that are most critical for the health of the State population^{80,81}. India used a similar model to revise its National List of Essential Medicines in 2011⁸². Twenty-one antibacterial medicines are now included, down from 28 in the 2003 list⁸³. This is a step in the right direction toward curbing antibiotic misuse, preserving powerful antibiotics, and consequentially limiting resistance. The real

issue, however, is implementing the list in the various categories of health facilities and health care systems. In other countries, where essential drug programmes have been implemented as part of a procurement plan, antibiotic use has been reduced. The essential drug programmes can bring order to drug procurement plans and ensure that only those drugs that are useful in the country are paid for, but merely making people aware of what drugs are on the list does not seem to have an impact⁸⁴⁻⁸⁶.

Vaccines

Vaccine-preventable diseases exact a high toll on the Indian population in terms of morbidity and mortality. Immunization could benefit the population immensely by improving health. Savings in terms of antibiotic use would be a secondary but potentially large benefit - millions of courses of antibiotic use could be avoided each year. Problems with achieving vaccination goals are deeply rooted in India. One-third of the world's unimmunized children are in India, and well under half of all children in India are fully immunized according to the current schedule⁸⁷. This, of course, has nothing to do with antibiotics. It is clear that the antibiotic voice is a small one in vaccine debates.

Nonetheless, several steps could be taken to improve health and decrease the use of antibiotics; such as (i) introducing the *H. influenzae* type b (Hib) vaccine into the Universal Immunization Programme (UIP), (ii) introducing a pneumococcal vaccine into the UIP, after determining which would be most appropriate for India; (iii) introducing a rotavirus vaccine into the UIP to prevent a large number of cases of dehydrating diarrhoea - some of them fatal - and reduce what is largely inappropriate antibiotic use (since antibiotics do not treat rotavirus yet are routinely given to children with watery diarrhoea); (iv) investigating the effect of targeted typhoid vaccination in India; and (v) determining the expected effect on child health from providing pregnant women with seasonal influenza vaccination.

Reducing and controlling antibiotic use in the veterinary sector

India is late in recognizing the critical role of antibiotic use in agricultural animals (livestock and poultry) in promoting antibiotic resistance. Current regulations are limited to rules about antibiotic residues (or presence) in seafood. European countries have banned certain uses of antibiotics and limited antibiotic use in general, and India should now take similar steps.

The inter-sectoral co-ordination committee mandated by the new national guidelines will be in a position to configure very specific recommendations to accomplish this, empowered as it is to review data, undertake studies, specify antibiotics for use in livestock, review laws from other countries and evaluate their applicability in India, develop regulations on usage and labelling, and enhance the scope of the Prevention of Food Adulteration Rules Act (1995 Part XVIII).

The inter-sectoral committee must aim at three goals:

- (i) outlawing veterinary use of those antibiotics deemed to be most important for human health;
- (ii) banning use of antibiotics for non-therapeutic purposes, particularly growth promotion; and
- (iii) requiring washout periods between the use of antibiotics and animal slaughter.

If adopted in India, these actions would go a long way toward reducing the use of antibiotics in animals without harming their health or endangering humans. Complementary measures include surveillance, education, and alternative measures that will make it possible to reduce use of antibiotics in animals.

Surveillance of antibiotic use and resistance by animal product manufacturers

In collaboration with the World Organisation for Animal Health (OIE) and the UN Food and Agriculture Organisation (FAO), protocols would be developed for surveillance of antibiotic resistance and use in various countries, in parallel with the procedure developed for surveillance in humans. This would be done so that data can be comparable across countries and shared internationally.

Education of farmers and other stakeholders about appropriate use of antibiotics

Farmers and others in the livestock industries congregate regularly at markets and could be reached there with information on antibiotics. Incentives could be offered for attendance (e.g., lunch, take-home materials, or animal vitamins). Sessions could take the form of didactic sessions, question-and-answer sessions, or demonstrations. As with formal continuing education for human health professionals, the effect of these efforts would have to be evaluated.

Reducing the need for antibiotics in animals

Approaches include improved hygiene, reducing animal stress, including probiotics or nutritional

supplements in feed, and increasing rates of vaccination for common animal diseases. An investigation is needed on animal vaccination rates and the costs and availability of vaccines.

References

- World Health Organization. *World Health Statistics*. France; 2011.
- Mathew JL. Pneumococcal vaccination in developing countries: where does science end and commerce begin? *Vaccine* 2009; 27 : 4247-51.
- Levine OS, Cherian T. Pneumococcal vaccination for Indian children. *Indian Pediatr* 2007; 44 : 491-6.
- Austin DJ, Kristinsson KG, Anderson RM. The relationship between the volume of antimicrobial consumption in human communities and the frequency of resistance. *Proceedings of the National Academy of Sciences of the United States of America*. 1999; 96 : 1152-6.
- Laxminarayan R, Malani A, Howard D, Smith D. Extending the Cure. Policy responses to the growing threat of antibiotic resistance. Washington, DC; 2007 [updated 2007; cited]; Available from: <http://www.rff.org/Publications/Pages/PublicationDetails.aspx?PublicationID=9575>.
- Kotwani A, Holloway K, Chaudhury RR. Methodology for surveillance of antimicrobials use among out-patients in Delhi. *Indian J Med Res* 2009; 129 : 555-60.
- Kotwani A, Holloway K. Trends in antibiotic use among outpatients in New Delhi, India. *BMC Infect Dis* 2011; 11 : 99.
- Bharuch B. Personal Communication: Data from IMS Health Information and Consulting Services-India. In: Laxminarayan R, editor. *Courtesy of Pfizer*; 2009.
- Yong D, Toleman MA, Giske CG, Cho HS, Sundman K, Lee K, et al. Characterization of a new metallo-beta-lactamase gene, bla(NDM-1), and a novel erythromycin esterase gene carried on a unique genetic structure in *Klebsiella pneumoniae* sequence type 14 from India. *Antimicrobial Agents Chemotherapy* 2009; 53 : 5046-54.
- Deshpande P, Rodrigues C, Shetty A, Kapadia F, Hedge A, Soman R. New Delhi Metallo-beta lactamase (NDM-1) in Enterobacteriaceae: treatment options with carbapenems compromised. *J Assoc Physicians India* 2010; 58 : 147-9.
- Kumarasamy KK, Toleman MA, Walsh TR, Bagaria J, Butt F, Balakrishnan R, et al. Emergence of a new antibiotic resistance mechanism in India, Pakistan, and the UK: a molecular, biological, and epidemiological study. *Lancet Infect Dis* 2010; 10 : 597-602.
- Walsh TR, Weeks J, Livermore DM, Toleman MA. Dissemination of NDM-1 positive bacteria in the New Delhi environment and its implications for human health: an environmental point prevalence study. *Lancet Infect Dis* 2011; 11 : 355-62.
- Sinha M, Srinivasa H, Macaden R. Antibiotic resistance profile & extended spectrum beta-lactamase (ESBL) production in *Acinetobacter* species. *Indian J Med Res* 2007; 126 : 63-7.
- Gaur A, Garg A, Prakash P, Anupurba S, Mohapatra TM. Observations on carbapenem resistance by minimum inhibitory concentration in nosocomial isolates of *Acinetobacter* species: an experience at a tertiary care hospital in North India. *J Health Popul Nutr* 2008; 26 : 183-8.
- Wattal C, Goel N, Oberoi JK, Raveendran R, Datta S, Prasad KJ. Surveillance of multidrug resistant organisms in tertiary care hospital in Delhi, India. *J Assoc Physicians India* 2010; 58 (Suppl) : S32-6.
- Mehta A, Rosenthal VD, Mehta Y, Chakravarthy M, Todi SK, Sen N, et al. Device-associated nosocomial infection rates in intensive care units of seven Indian cities. Findings of the International Nosocomial Infection Control Consortium (INICC). *J Hosp Infect* 2007; 67 : 168-74.
- Shahid M, Malik A. Resistance due to aminoglycoside modifying enzymes in *Pseudomonas aeruginosa* isolates from burns patients. *Indian J Med Res* 2005; 122 : 324-9.
- Kumari HB, Nagarathna S, Chandramuki A. Antimicrobial resistance pattern among aerobic gram-negative bacilli of lower respiratory tract specimens of intensive care unit patients in a neurocentre. *Indian J Chest Dis Allied Sci* 2007; 49 : 19-22.
- Shahid M, Malik A, Akram M, Agrawal LM, Khan AU, Agrawal M. Prevalent phenotypes and antibiotic resistance in *Escherichia coli* and *Klebsiella pneumoniae* at an Indian tertiary care hospital: plasmid-mediated ceftoxitin resistance. *Int J Infect Dis* 2008; 12 : 256-64.
- Mathai E, Chandy S, Thomas K, Antoniswamy B, Joseph I, Mathai M, et al. Antimicrobial resistance surveillance among commensal *Escherichia coli* in rural and urban areas in Southern India. *Trop Med Int Health* 2008; 13 : 41-5.
- Kaul S, Brahmadathan KN, Jagannati M, Sudarsanam TD, Pitchamuthu K, Abraham OC, et al. One year trends in the gram-negative bacterial antibiotic susceptibility patterns in a medical intensive care unit in South India. *Indian J Med Microbiol* 2007; 25 : 230-5.
- Hawser SP, Bouchillon SK, Hoban DJ, Badal RE, Hsueh PR, Paterson DL. Emergence of high levels of extended-spectrum-beta-lactamase-producing gram-negative bacilli in the Asia-Pacific region: data from the Study for Monitoring Antimicrobial Resistance Trends (SMART) program, 2007. *Antimicrobial agents Chemother* 2009; 53 : 3280-4.
- Chandel DS, Chaudhry R. Drug-resistant salmonella enterica Serotype Paratyphi A in India. *Emerg Infect Dis* 2000; 6 : 420-1.
- Kumar R, Gupta N. Multidrug-resistant typhoid fever. *Indian J Pediatr* 2007; 74 : 39-42.
- Sethi S, Sharma D, Mehta SD, Singh B, Smriti M, Kumar B, et al. Emergence of ciprofloxacin resistant *Neisseria gonorrhoeae* in north India. *Indian J Med Res* 2006; 123 : 707-10.
- Narang P, Mendiratta DK, Deotale VS, Narang R. Changing patterns of *Vibrio cholerae* in sevagram between 1990 and 2005. *Indian J Med Microbiol* 2008; 26 : 40-4.
- Mani R, Pradhan S, Nagarathna S, Wasiulla R, Chandramuki A. Bacteriological profile of community acquired acute bacterial meningitis: a ten-year retrospective study in a tertiary neurocare centre in South India. *Indian J Med Microbiol* 2007; 25 : 108-14.
- Jain A, Shukla VK, Tiwari V, Kumar R. Antibiotic resistance pattern of group-a beta-hemolytic streptococci isolated from north Indian children. *Indian J Med Sci* 2008; 62 : 392-6.

29. Coles C, Rahmathullah L. Nasopharyngeal carriage of resistant pneumococci in young South Indian infants. *Epidemiol Infect* 2002; *129* : 491-7.
30. Sekar R, Srivani R, Vignesh R, Kownhar H, Shankar EM. Low recovery rates of high-level aminoglycoside-resistant enterococci could be attributable to restricted usage of aminoglycosides in Indian settings. *J Med Microbiol* 2008; *57* : 397-8.
31. Holloway K, Mathai E, Sorensen TL, Gray A. (US Agency for International Development). Community-Based Surveillance of Antimicrobial Use and Resistance in Resource-Constrained Settings. Report on five pilot projects. Geneva: World Health Organization; 2009.
32. Thomas K, Lalitha MK, Arora NK, Das B, Awasthi S, Amita J, et al. Invasive Bacterial Infectious Surveillance II (IBIS 2) Final Report. Vellore; [cited 2011 5 August]. Available from: http://www.inclenrust.org/resources/iphid/iidi/Annex_1-IBIS2final.pdf.
33. Pulimood TB, Lalitha MK, Jesudason MV, Pandian R, Selwyn J, John TJ. The spectrum of antimicrobial resistance among methicillin resistant *Staphylococcus aureus* (MRSA) in a tertiary care centre in India. *Indian J Med Res* 1996; *103* : 212-5.
34. Shankar CU, Harish BN, Kumar PMU, Navaneeth BV. Prevalence of methicillin resistant *Staphylococcus aureus* in JIPMER hospital. A preliminary report. *Indian J Med Microbiol* 1997; *15* : 137-8.
35. Tyagi A, Kapil A, Singh P. Incidence of methicillin resistant *Staphylococcus aureus* (MRSA) in pus samples at a tertiary care hospital, AIIMS, New Delhi. *J Indian Acad Clin Med* 2008; *9* : 33-5.
36. Vidhani S, Mehndiratta PL, Mathur MD. Study of methicillin resistant *S. aureus* (MRSA) isolates from high risk patients. *Indian J Med Microbiol* 2001; *19* : 13-6.
37. Verma S, Joshi S, Chitnis V, Hemwani N, Chitnis D. Growing problem of methicillin resistant staphylococci - Indian scenario. *Indian J Med Sci* 2000; *54* : 535-40.
38. Tahnkiwale SS, Roy S, Jalgaonkar SV. Methicillin resistance among isolates of *Staphylococcus aureus*: antibiotic sensitivity pattern & phage typing. *Indian J Med Sci* 2002; *56* : 330-4.
39. Hanumanthappa AR, Chandrappa NR, Rajasekharappa MG. Prevalence of methicillin resistant *Staphylococcus aureus* in Karnataka. *Indian J Pathol Microbiol* 2003; *46* : 129-32.
40. Anupurba S, Sen MR, Nath G, Sharma BM, Gulati AK, Mohapatra TM. Prevalence of methicillin resistant *Staphylococcus aureus* in a tertiary referral hospital in eastern Uttar Pradesh. *Indian J Med Microbiol* 2003; *21* : 49-51.
41. Mohanty S, Kapil A, Dhawan B, Das BK. Bacteriological and antimicrobial susceptibility profile of soft tissue infections from Northern India. *Indian J Med Sci* 2004; *58* : 10-5.
42. Krishna BV, Patil AB, Chandrasekhar MR. Community-acquired methicillin-resistant *Staphylococcus aureus* infections in a south Indian city. *Southeast Asian J Trop Med Public Health* 2004; *35* : 371-4.
43. Anbumani N, Kalyani M, Mallika M. Prevalence of Methicillin-Resistant *Staphylococcus aureus* in a tertiary referral hospital in Chennai, South India. *Ind J Pract Doc* 2006; *3* : 8-9.
44. Deep A, Goel N, Sikka R, Chaudhary U, Yadav S, A. G, et al. Quinupristin-dalfopristin resistance in gram-positive bacteria: experience from a tertiary care referral center in North India. *J Infect Dis Antimicrob Agents* 2008; *25* : 117-21.
45. Tiwari HK, Sapkota D, Sen MR. High prevalence of multidrug-resistant MRSA in a tertiary care hospital of northern India. *Infect Drug Resist* 2008; *1* : 57-61.
46. Murugan S, Mani KR, Uma Devi P. Prevalence of methicillin resistant *Staphylococcus aureus* among diabetes patients with foot ulcers and their antimicrobial susceptibility pattern. *J Clin Diagn Res* 2008; *2* : 979-84.
47. Majumder D, Bordoloi JS, Phukan AC, Mahanta J. Antimicrobial susceptibility pattern among methicillin resistant staphylococcus isolates in Assam. *Indian J Med Microbiol* 2001; *19* : 138-40.
48. Kamat US, Ferreira A, Savio R, Motghare DD. Antimicrobial resistance among nosocomial isolates in a teaching hospital in Goa. *Indian J Community Med* 2008; *33* : 89-92.
49. Arora B, Prabhat Ranjan K, Arora DR. Prevalence of methicillin-resistant *Staphylococcus aureus* in post operative infections in a referral hospital in Haryana, India. *J Infect Dis Antimicrob Agents* 2008; *25* : 123-7.
50. Verghese S, Padmaja P, Sudha P, Vanitha V, Mathew T. Nasal carriage of methicillin resistant *Staphylococcus aureus* in a cardiovascular tertiary care centre and its detection by Lipovitellin Salt Mannitol Agar. *Indian J Pathol Microbiol* 1999; *42* : 441-6.
51. Mehndiratta PL, Vidhani S, Mathur MD. A study on *Staphylococcus aureus* strains submitted to a reference laboratory. *Indian J Med Res* 2001; *114* : 90-4.
52. Taneja N, Emmanuel R, Chari PS, Sharma M. A prospective study of hospital-acquired infections in burn patients at a tertiary care referral centre in North India. *Burns* 2004; *30* : 665-9.
53. Mathur P, Kapil A, Das B. Nosocomial bacteraemia in intensive care unit patients of a tertiary care centre. *Indian J Med Res* 2005; *122* : 305-8.
54. Kotwani A, Roy Chaudhury R, Holloway K. Conference Paper: Prescribing antibiotics for acute respiratory tract infections by primary care physicians in New Delhi, India. International Society of Pharmacoeconomics and Outcomes Research; 2010.
55. Kumar R, Indira K, Rizvi A, Rizvi T, Jeyaseelan L. Antibiotic prescribing practices in primary and secondary health care facilities in Uttar Pradesh, India. *J Clin Pharm Ther* 2008; *33* : 625-34.
56. Radyowijati A, Haak H. Improving antibiotic use in low-income countries: an overview of evidence on determinants. *Soc Sci Med* 2003; *57* : 733-44.
57. Kotwani A, Wattal C, Katewa S, Joshi PC, Holloway K. Factors influencing primary care physicians to prescribe antibiotics in Delhi India. *Fam Pract* 2010; *27* : 684-90.
58. Sivagnanam G, Thirumalaikolundusubramanian P, Mohanasundaram J, Raaj AA, Namasivayam K, Rajaram S. A survey on current attitude of practicing physicians upon usage of antimicrobial agents in southern part of India. *Med Gen Med* 2004; *6* : 1.

59. Dua V, Kunin CM, White LV. The use of antimicrobial drugs in Nagpur, India. A window on medical care in a developing country. *Soc Sci Med* 1994; 38 : 717-24.
60. Kotwani A, Wattal C, Joshi PC, Holloway K. Irrational use of antibiotics and role of the pharmacist: an insight from a qualitative study in New Delhi. *J Clin Pharm Ther* 2011; (In press).
61. Delhi Society for Promotion of Rational Use of Drugs. (WHO/SEARO). Promoting awareness amongst school children on rational use of drugs. Delhi; 2009.
62. Sharma R, Verma U. Self-medication among urban population of Jammu city. *Indian J Pharmacol* 2005; 37 : 37-45.
63. Manna SK, Brahmane MP, Manna C, Batabyal K, Das R. Occurrence, virulence characteristics and antimicrobial resistance of *Escherichia coli* O157 in slaughtered cattle and diarrhoeic calves in West Bengal, India. *Lett Appl Microbiol* 2006; 43 : 405-9.
64. Khachatourians GG. Agricultural use of antibiotics and the evolution and transfer of antibiotic-resistant bacteria. *Can Med Assoc J* 1998; 159 : 1129-36.
65. Ministry of Health & Family Welfare. National Policy for Containment of Antimicrobial Resistance - India. 2011 [updated 2011; cited]. Available from: http://www.nicd.nic.in/ncdc_new/ab_policy.pdf.
66. Export Inspection Council of India. Approval and monitoring of processing/storing establishments for export: Egg products. New Delhi; 2007 [updated 2007; cited 2011 20 June]. Available from: <http://www.eicindia.org/eic/inspection/egg.pdf>.
67. FAO/OIE/WHO. Non-Human Antimicrobial Usage and Antimicrobial Resistance. Geneva; 2003 [updated 2003; cited 2011 June 20]. Available from: <http://www.who.int/foodsafety/publications/micro/en/amr.pdf><http://www.who.int/foodsafety/publications/micro/en/amr.pdf>.
68. Arya G, Roy A. Serogroups, atypical biochemical characters, colicinogeny and antibiotic resistance pattern of shiga toxin-producing *Escherichia coli* isolated from diarrhoeic calves in Gujarat, India. *Zoonoses Public Health* 2008; 55 : 89-98.
69. Times News Network. Antibiotics in most honey brands: Study. The Times of India. 2010 September 16. Available from: http://articles.timesofindia.indiatimes.com/2010-09-16/india/28225876_1_honey-brands-antibiotics-honey-samples.
70. Special Correspondent. Honey! It's sweet, yet comes with a sting. The Hindu. 2010 September 16; Front Page. Available from: <http://www.hindu.com/2010/09/16/stories/2010091661730900.htm>.
71. Honey, these popular brands are contaminated with antibiotics. *Deccan Herald* 2010 September 15; National. Available from: <http://www.deccanherald.com/content/96888/honey-popular-brands-contaminated-antibiotics.html>.
72. Johnson S, Jadon N, Mathur HB, Agarwal HC. *Antibiotic residues in honey*. New Delhi: Centre for Science and Environment; 2010.
73. Zaman K, Roy E, Arifeen SE, Rahman M, Raqib R, Wilson E, *et al*. Effectiveness of maternal influenza immunization in mothers and infants. *N Engl J Med* 2008; 359 : 1555-64.
74. IDSP. Integrated Disease Surveillance Project Annual Report, Final. New Delhi: Ministry of Health and Family Welfare; 2008.
75. Srivastava RK, Roy Chaudhury R, Ganguly NK, Bramhachari SK, Singh S, Guleria R, *et al*. National Policy for Containment of Antimicrobial Resistance - India: Ministry of Health & Family Welfare; 2011.
76. Rhinehart E, Goldmann DA, O'Rourke EJ. Adaptation of the Centers for Disease Control guidelines for the prevention of nosocomial infection in a pediatric intensive care unit in Jakarta, Indonesia. *Am J Med* 1991; 91 : S213-20.
77. WHO. Surgical Safety Checklist. 1st ed. [cited 2011 5 August]. Available from: http://www.who.int/patientsafety/safesurgery/tools_resources/SSSL_Checklist_finalJun08.pdf.
78. Haynes AB, Weiser TG, Berry WR, Lipsitz SR, Breizat A-HS, Dellinger EP, *et al*. A surgical safety checklist to reduce morbidity and mortality in a global population. *N Engl J Med* 2009; 360 : 491-9.
79. Sinha K. MCI plans to send docs back to lecture halls. *Times of India* 2011 April 5.
80. Narayanan D. Tamil Nadu's efficient drug procurement system offers clues to fixing the glitches in the national health system. *Forbes India* 2010 July 27.
81. Kotwani A, Levinson L. Price components and access to medicines in Delhi, India. London: DFID; 2007.
82. Gupta YK, Sharma SK, Sidhu TS, Harit AK, Kanungo D, Shekhar C, *et al*. National List of Essential Medicines of India. 2011 [updated 2011; cited 2011 August 4]. Available from: <http://cdsco.nic.in/National List of Essential Medicine-final copy.pdf>.
83. Directorate General of Health Services, Ministry of Health & Family Welfare. National List of Essential Medicines. 2003 [updated 2003; cited 2011 5 August]. Available from: http://www.searo.who.int/LinkFiles/Essential_Drugs_and_Medicines_India.pdf.
84. Hogerzeil HV, Bimo MD, Ross-Degnan D, Laing RO, Ofori-Adjei D, Santoso B, *et al*. Field tests for rational drug use in twelve developing countries. *Lancet* 1993; 342 : 1408-10.
85. Hogerzeil HV, Walker GJ, Sallami AO, Fernando G. Impact of an essential drugs programme on availability and rational use of drugs. *Lancet* 1989; 1 : 141-2.
86. Lindtjorn B. Essential drug list in a rural hospital. Does it have any influence on drug prescription? *Trop Doct* 1987; 17 : 151-5.
87. Laxminarayan R, Ganguly NK. India's vaccine deficit: Why more than half of Indian children are not fully immunized, and what can - and should - be done. *Health Aff (Millwood)* 2011; 30 : 1096-103.