

Barriers to cardiovascular risk prevention and management in Germany – an analysis of the EURIKA study

Roland E Schmieder¹
Matthias Goebel²
Peter Bramlage³

¹Nephrology and Hypertension, University Hospital Erlangen, Germany; ²AstraZeneca GmbH, Medical Department, Wedel, Germany; ³Institut für Pharmakologie und präventive Medizin, Mahlow, Germany

Background and purpose: Despite the availability of risk engines to determine cardiovascular risk, risk factor control is suboptimal. Using EURIKA data we compared risk factor control in Germany with that of 11 other European countries (rest of Europe [ROE]) to identify differences and opportunities for improvement.

Methods: EURIKA was a multinational, cross-sectional study in 12 European countries including Germany from May 2009 to January 2010. Physicians' attitudes to risk factor control based on the 2007 European guidelines on cardiovascular disease (CVD) prevention in a representative cohort of 7641 primary care outpatients aged ≥ 50 years with no CV disease and at least one major CV risk factor were determined.

Results: Compared to the ROE, German physicians were more frequently male (72.7% vs 62.6%), had a higher mean age (51.7 ± 8.4 vs 47.0 ± 9.7 years), faced higher patient loads (37.9% vs 16.5% had >199 patients/week), and involved other health sector professionals (dietitians, psychologists) less (31.8% vs 41.0% in the ROE). The European Society of Cardiology (ESC) guidelines on CVD prevention were more important for German physicians (60.6% vs 55.9%), while those who didn't use them gave reasons for nonuse as too many (62.5% vs 46.2%), too confusing, unrealistic, or not applicable to their patients. Risk engines were used less (54.5% vs 70.7%), with perceived lack of time (65.5% vs 60.2%) a frequent reason for nonuse. Risk factor control in German patients was inadequate (control rates: hypertension 36.3%, dyslipidemia 30.4%, type 2 diabetes 40.6%, obesity 28.8%) but largely comparable to other ROE countries; however, physicians tended to overestimate control rates.

Conclusion: EURIKA provides comprehensive data on the status of primary prevention of CVD in clinical practice in Germany and reveals considerable potential for improving the primary prevention of CVD.

Keywords: cardiovascular risk factor, primary care

Introduction

Cardiovascular (CV) risk factor assessment is crucial in refining diagnosis and tailoring treatment. When multiple risk factors have to be considered, the implications are more complex, because of their interrelationships and their less than additive impact on morbidity. To overcome this barrier, risk engines have been developed based on data from epidemiological studies, which consider multiple concurrent risk factors to come to an absolute risk estimate. Risk engines are also used to determine the impact of treatment on risk. Respective guidance has been laid down in major guidelines such as the European Society of Cardiology's (ESC) *Guideline on Cardiovascular Disease Prevention in Clinical Practice*, the *Guideline for the Management of Arterial Hypertension*, and the *Adult Treatment Panel III*.¹⁻³

Correspondence: RE Schmieder
Nephrology and Hypertensiology,
University Hospital Erlangen,
Krankenhausstraße 12,
91054 Erlangen, Germany
Tel +49 9131 8536245
Fax +49 9131 8539209
Email roland.schmieder@uk-erlangen.de

Given this degree of elaborated evidence and guidance, it may be perceived as a surprise that cardiovascular disease (CVD) risk factors are largely uncontrolled in clinical practice, as documented in registries such as REACH or EUROASPIRE.^{4,5} Although a previous edition of the European guidelines recommended calculation of CVD risk with the SCORE, there has been no comprehensive assessment of the extent of use of formal risk assessment systems, the selection of risk assessment tools and the use of such estimates by physicians in clinical decision-making.^{6,7} Evidence is limited to less comprehensive surveys, usually limited to selected risk factors, or confined to a single country.⁸⁻¹²

In order to gain insight into the situation in Europe, including the attitude of physicians towards clinical guidelines for CVD prevention, cardiovascular risk assessment tools, and patient management, the *European Study on Cardiovascular Risk Prevention and Management in Usual Daily Practice* (EURIKA; NCT00882336) was conducted.¹³⁻¹⁷ The availability of this dataset provides a unique opportunity to compare the German data with a number of other European countries; to identify differences and opportunities to improve CVD prevention.

Methods

EURIKA was a multinational, cross-sectional study conducted in 12 European countries (Austria, Belgium, France, Germany, Greece, Norway, Russia, Spain, Sweden, Switzerland, Turkey, and the UK) from May 2009 to January 2010. All participating patients provided written informed consent. The study design was published by Rodriguez-Artalejo et al and the EURIKA Investigators, and complies with local regulations for clinical research and was approved by the appropriate clinical research ethics committee in each participating country – which corresponded to the Ethics Committee of the Friedrich-Alexander-University Erlangen-Nürnberg in Germany.¹³

Physician and patient selection

Primary care physicians, cardiologists, endocrinologists, diabetes specialists, and internal medicine specialists were selected at random to represent practitioners involved in CVD prevention in primary care centers or outpatient clinics in each country using the OneKey database.¹⁸ OneKey, a large database containing information on the demographics and specialties of physicians in each country, obtains information from directories of health centers, and is drawn from official web sources, registries, and addresses of health administrations and professional organizations in the public and private

sectors, to make up the physicians panel or universe of doctors potentially participating in the study. This database lists 74,963 eligible physicians for Germany.

The selection criteria for patients were those aged ≥ 50 years who were free from clinical CVD, with at least one of the classic CVD risk factors (hypertension, dyslipidemia, diabetes, obesity, or tobacco consumption documented in the clinical record). Physicians received a randomization list to select a sample of patients cited for medical visits each day during the study period.

Variables collected

Information was collected at two levels. At the physician level, each physician answered a questionnaire regarding typical daily practice and opinions about cardiovascular risk management guidelines and global risk assessment tools. A patient-specific questionnaire captured information from clinical records and patients' interviews regarding sociodemographic data, CVD risk factors, current medications, comorbidity, and other aspects of CVD prevention and management. Anthropometry and blood pressure (BP) readings were obtained under standardized conditions for each patient. Further, a fasting blood sample was obtained on the same day as the outpatient consultation or, if this was not possible, the following day. The blood samples were sent to a central laboratory in Belgium (Bio Analytical Research Corporation, Ghent, Belgium) for assessment of serum lipids, apo AI, apo B, hs-CRP, uric acid, HbA_{1c}, and creatinine.

A 10% random sample of all centers with participating physicians underwent a site visit for data monitoring and audit to ensure data quality.

Treatment goals for CVD risk factors

Treatment goals were evaluated in accordance with European guidelines, based on data from either the physical examination or the blood sample drawn at the study visit.^{1,2} Target BP was systolic/diastolic blood pressure (SBP/DBP) $< 140/90$ mm Hg, except for patients with diabetes where it was $< 130/80$ mm Hg. Target lipid levels were < 5 mmol/L (190 mg/dL) total cholesterol and < 3 mmol/L (115 mg/dL) LDL-cholesterol, except for patients with diabetes where the goal was < 4.5 mmol/L (175 mg/dL) total cholesterol, and < 2.5 mmol/L (100 mg/dL) LDL-cholesterol. The target HbA_{1c} was $< 6.5\%$, and the target fasting plasma glucose (FPG) was < 6.1 mmol/L (110 mg/dL) in all patients. The target body mass index (BMI) was < 30 kg/m² and the target waist circumference (WC) was < 102 cm in men and < 88 cm in women.

We calculated the 10-year risk of fatal CVD for each patient using the SCORE equation, based on age, sex, current smoking, total cholesterol, and SBP measured at the study visit. These values were independent of treatment. We used the equation developed for low-risk regions for patients in Belgium, France, Greece, Spain, and Switzerland, and the equation for high-risk regions for patients in Austria, Germany, Norway, Russia, Sweden, Turkey, and the UK.^{2,4,19,20} A 10-year risk of CVD death $\geq 5\%$ was regarded as high.^{2,21}

Statistical analysis

Responses were collated and statistical analysis performed using SAS software (v 9.1; SAS Institute Corp, Cary, NC). The descriptive analysis contained statistical indicators as follows: qualitative variables were described by number of observed values (N), absolute (n) and relative (%) frequencies per class, and percentage confidence intervals using SAS surveyfreq procedure. Patients with missing data were not included in the percentage calculation and the number of missing values was specified. Quantitative variables were described by number of observed values (N), arithmetic mean and confidence interval, sample standard deviation (SD), median, minimum and maximum, number of missing values using SAS survey means procedure. The number of out-of-range values was specified if applicable.

Results

Overall, 806 physicians participated in EURIKA, 66 of whom were located in Germany and 740 in the rest of the 11 European countries (the ROE). These physicians documented the clinical risk profile of 7641 patients (678 in Germany and 6963 in the ROE). Physician response rate was 8.0% in Germany (7.0% in the ROE, excluding Russia, where physician and patient response was 100%) and patient response rate was 49.0% (60.6% in the ROE, excluding Russia).

Physicians' attitudes toward risk factor control

Out of a total of 66 physicians recruited in Germany, 48 were male (72.7%) and 25 physicians were aged <50 years (37.9%) (Table 1). Compared to other participating countries, German physicians were more frequently male and had a higher age (in the ROE, 62.6% were male, and 58.8% were aged <50 years). The number of physicians working together was smaller (<5 physicians) in Germany (68.2% vs 44.5%

Table 1 Physician demographics

	Germany physicians (%)	Rest of Europe physicians (%)
Physicians (total)	66	740
Sex		
Male	48 (72.7)	463 (62.6)
Female	18 (27.3)	277 (37.4)
Mean age (years \pm SD)	51.7 \pm 8.4	47.0 \pm 9.7
Specialty		
Primary care	34 (51.5)	480 (64.9)
Cardiology	7 (10.6)	87 (11.8)
Internal medicine	21 (31.8)	126 (17.0)
Diabetes or endocrinology	1 (1.5)	23 (3.1)
Other	3 (4.5)	24 (3.2)
Main work setting		
Urban	48 (72.7)	477 (64.5)
Suburban	7 (10.6)	114 (15.4)
Rural	11 (16.7)	148 (20.0)
Did not specify	0 (0.0)	1 (0.1)
Number of patients treated per week		
<50	1 (1.5)	124 (16.8)
50–99	12 (18.2)	266 (35.9)
100–199	28 (42.4)	228 (30.8)
>199	25 (37.9)	122 (16.5)
Number of physicians in working environment		
<5	45 (68.2)	329 (44.5)
5–9	8 (12.1)	134 (18.1)
10–19	6 (9.1)	121 (16.4)
>19	7 (10.6)	155 (20.9)
Did not specify	0 (0.0)	1 (0.1)

in the ROE), but the number of patients treated per week was substantially higher in Germany than in the ROE (37.9% vs 16.5% treated >199 patients per week).

Overall, 87.9% of physicians in Germany (58/66) reported that they followed European guidelines on the treatment of cardiovascular risk factors, which was approximately comparable with other European countries (87.4%; 647/740) (guidelines specified in Figure 1). German physicians usually referred to the ESC *Guideline on Cardiovascular Disease Prevention in Clinical Practice*, and the ESC *Guideline for the Management of Arterial Hypertension*, while there was substantial use of localized guidelines in other countries (3.0% in Germany vs 18.3% in the ROE).^{1,2} Out of about 12% of physicians who indicated they did not use the guidelines (Table 2), 62.5% of those in Germany indicated that there are too many guidelines, a view shared by fewer physicians in other countries (46.2% in the ROE). In these countries, a lack of knowledge (29.0%), confusion over how to use the guidelines (9.7%), and a view that the guidelines were unrealistic (19.4%) were important reasons given for nonuse.

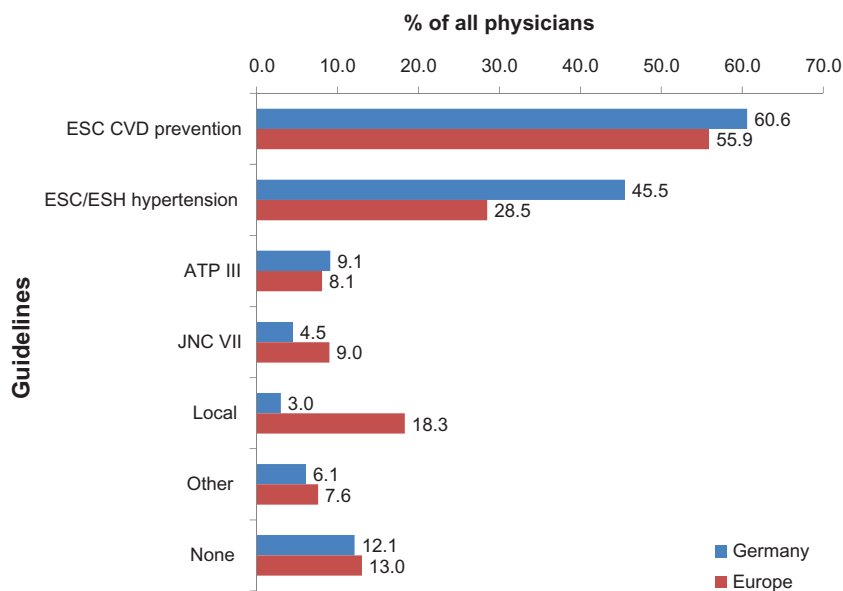


Figure 1 Physicians' use of guidelines for the management of cardiovascular risk factors.

Notes: ESC CVD Prevention, European Society of Cardiology (ESC) *Guideline on Cardiovascular Disease Prevention in Clinical Practice*; ESC/ESH Hypertension, ESC *Guideline for the Management of Arterial Hypertension*; ATP III, *Adult Treatment Panel III*; JNC VII, *The Seventh Report of the Joint National Committee on Prevention, Detection, Evaluation, and Treatment of High Blood Pressure*.^{1-3,45} Other guidelines not specified.

Physicians were also asked whether they routinely used global risk assessment tools to calculate cardiovascular risk in their patients, to which 54.5% in Germany (70.7% in the ROE) responded that they did. The most commonly used risk engines were the ESC SCORE, followed by algorithms outlined in the ESH/ESC hypertension guidelines (Figure 2). Major differences between Germany and the ROE were found in the use of the original Framingham score (Germany < the ROE). The most common reasons given for not using scores were time constraints followed by little value, and a lack of knowledge on how to use them.

Patient characteristics and degree of risk factor control

A total of 678 patients were recruited in Germany, in which the mean age was 65.3 ± 8.9 years, and in which 49.1% were male. On average, patients were slightly older than in the ROE (63.0 ± 8.9 years) and substantially more patients were aged at least 65 years (54.4% vs 39.5%). Frequent comorbid risk factors of the participating German patients were hypertension (81.0%), dyslipidemia (59.6%), obesity (49.0%), and diabetes mellitus (37.8%), of which hypertension, obesity, and diabetes mellitus were more common than in the ROE at 71.9%, 43.0%, and 25.7%, respectively. Overall, 57.1% of German patients (while only 38.4% in the ROE) were considered to be at high cardiovascular risk based on a SCORE total of $\geq 5\%$ (Table 3).

Actual German control rates of the main risk factors were 36.3% for hypertension, 30.4% for dyslipidemia (total cholesterol and LDL-c), 40.6% for type-2 diabetes (HbA_{1c}), and 28.8% for obesity (based on BMI). Although there were only a few statistically significant differences in control rates between Germany and the ROE (Figure 3), the control of dyslipidemia was worse in Germany (odds ratio [OR]: 0.74; 95% confidence interval [CI]: 0.52–1.04). By contrast, the control of dyslipidemia was particularly good in the UK (OR: 3.60; 95% CI: 2.16–4.27), and Belgium (OR: 1.69; 95% CI: 1.22–2.34). Countries with particularly good control of hypertension (France and Greece) used more angiotensin receptor blockers (ARB: 54.4%/59.1% vs 32.2% in Germany), fewer beta blockers (26.5%/23.5% vs 53.9%), and fewer ACE inhibitors (16.4%/25.4% vs 47.0%). In Belgium, where control of blood glucose was particularly effective, there was a pronounced use of metformin in comparison to Germany (69.4% vs 55.9%). Gross differences in the use of lipid-lowering drugs were not found, although control rates were higher in Belgium and the UK. Overall, there was a trend to overestimate control rates among physicians in participating countries.

Perspectives to improve care

Physician-derived tips on how to improve behavioral risk factors are displayed in Table 4. Of particular concern to German physicians was that they need to spend more time

Table 2 Physicians' reasons for not using clinical guidelines and global risk assessment tools, and beliefs about the limitations of risk assessment tools

	Germany physicians N (%)	Rest of Europe physicians N (%)
Reasons for not using clinical guidelines	n = 8	n = 93
There are too many guidelines	5 (62.5)	43 (46.2)
Time constraints	3 (37.5)	31 (33.3)
Do not know them	1 (12.5)	27 (29.0)
Guidelines were unrealistic	6 (75.0)	18 (19.4)
Poor acceptance by the patient	3 (37.5)	11 (11.8)
Guidelines are confusing	2 (25.0)	9 (9.7)
Do not agree with recommendations	3 (37.5)	2 (2.2)
Reasons for not using global risk assessment tools	n = 29	n = 211
Time constraints	19 (65.5)	127 (60.2)
Risk assessment tools are of little use	9 (31.0)	44 (20.9)
Do not know how to use	2 (6.9)	46 (21.8)
Do not know how to proceed after risk assessment	0 (0.0)	10 (4.7)
Other	6 (20.7)	25 (11.8)
Believe risk assessment tools have limitations	n = 64	n = 725
Yes	51 (79.7)	520 (71.7)
No	13 (20.3)	205 (28.3)
Limitations of risk assessment tools*	n = 47	n = 510
Miss important risk factors	39 (83.0)	474 (92.9)
Do not allow calculation of risk in the elderly	36 (80.0)	344 (67.5)
Assess risk over too long a time period	23 (52.3)	244 (47.8)
Overestimate risk	21 (45.7)	176 (34.5)

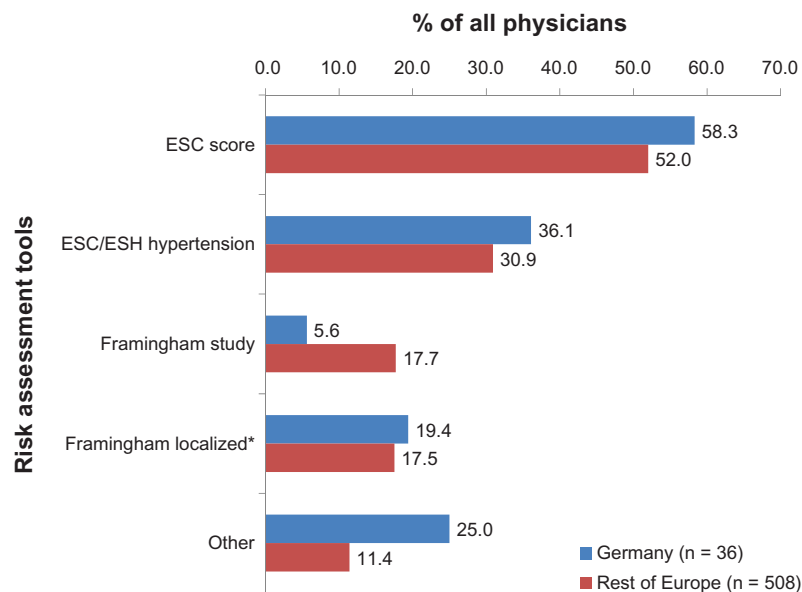
Note: *Missing responses were considered negative.

with the patient (83.3% vs 74.1%), which was confirmed in strong recommendations to develop a sympathetic alliance with the patient, and to listen carefully. This was also directly related to patient load, which was substantially higher in Germany than in the ROE (37.9% vs 16.5% of physicians see more than 199 patients per week).

On the other hand, German physicians tended to involve others less. While they had a strong preference for specific patient courses (42.4% vs 21.5%), they were less likely to involve nurses (21.2% vs 33.2%) or other health care staff (dietitians, social workers, psychologists) (31.8% vs 41.0%) than colleagues in the ROE.

Discussion

Taken together, the present analysis of CVD prevention and management strategies for at-risk patients in Germany demonstrates the high degree of unmet medical need and a lack of control. Key findings were: (1) physicians in Germany were more frequently older males working in private practice, facing a higher patient load. They were less likely to involve other health care staff in their patient management. (2) The ESC guidelines on cardiovascular disease prevention were more important for German physicians than other local documents, and those not referring to the guidelines gave reasons for nonuse as being that the guidelines were too numerous, were partially confusing, or even unrealistic and/or not applicable to their patients' specific situations. Risk engines are used,

**Figure 2** Physicians' use of global risk assessment tools (of those using these tools).

Notes: ESC Score; ESC/ESH Hypertension, ESC *Guideline for the Management of Arterial Hypertension*; Framingham study; Framingham Coronary Risk Score.^{2,6,7,38}

*Locally calibrated version of the Framingham study score. Other guidelines not specified.

Table 3 Sociodemographic and clinical patient characteristics

	Germany patients (%) n = 678	Rest of Europe patients (%) n = 6963
Sex		
Male	333 (49.1)	3363 (48.3)
Female	345 (50.9)	3600 (51.7)
Age (years ± SD)		
Mean	65.3 ± 8.9	63.0 ± 8.9
<65 years	309 (45.6)	4210 (60.5)
≥65 years	369 (54.4)	2753 (39.5)
Blood pressure (mm Hg ± SD)		
SBP (mean)	135.4 ± 17.1	135.0 ± 16.5
DBP (mean)	80.7 ± 9.5	80.0 ± 10.0
Alcohol		
U/week ± SD	6.4 ± 11.8	5.6 ± 11.3
Smoking (%)	325 (47.9)	3373 (48.4)
Current (%)	112 (16.5)	1516 (21.8)
Former (%)	212 (31.3)	1859 (26.7)
Hypertension (%)	549 (81.0)	5006 (71.9)
Dyslipidemia (%)	404 (59.6)	4005 (57.5)
Diabetes mellitus (%)	256 (37.8)	1792 (25.7)
Obesity (%)	332 (49.0)	2992 (43.0)
Physical inactivity (%)	82 (12.1)	1431 (20.6)
Living alone (%)	146 (21.6)	1313 (18.9)
High CV risk* (score ≥5%) (%)	87 (57.1)	2677 (38.4)

Note: *High CV risk (SCORE ≥5%) – calculation of SCORE risk was based on the following data: age, sex, systolic blood pressure, and total cholesterol values at the study visit, and smoking status.

Abbreviations: SBP, systolic blood pressure; DBP, diastolic blood pressure.

although a perceived lack of time was a frequent reason given for their nonuse. (3) Risk factor control was inadequate but largely comparable with the mean of other countries; however, physicians tended to overestimate control rates. (4) Population risk for CVD mortality in Germany was attributed to diabetes and hypertension more frequently than in other countries.

Workload of German physicians

Out of a total of 806 physicians in EURIKA, 147 reported treating >199 patients per week (18.2%). This finding is in line with previous research documenting a mean workload of up to 73 patients per day.²² This is of particular concern, since workload has been identified as a main barrier for more vigorously pursued CVD prevention.^{23,24} It is also worrisome because “time constraints” was among the most important reasons for not using guidelines or global risk assessment tools in the present survey. It was further determined in an Irish survey that the number of elderly patients was considered to be a major factor in determining workload, something that must be seriously considered given the ongoing demographic change in Germany.²⁵ High workload is also a major determinant of dissatisfaction among primary care physicians.²⁶

So what can be done?

(1) A recent study which aimed at determining the optimal size of practices in order to balance both physician workload and quality of care provided, demonstrated that the optimum average physician workload was found in the largest practices.²⁷ This may favor increasing the number of physicians in a single practice, which was lower in Germany in EURIKA (68.2% in Germany vs 44.5% in the ROE who reported having <5 colleagues in their work setting). (2) Use of disease management programs (DMPs) has been shown to decrease workload and increase practice satisfaction while improving the quality of care provided in primary care practices in 13 urban counties in California.²⁸ DMPs have already been installed in Germany for selected indications, and recent reports have shown improved health care processes and risk factor control in diabetic patients.^{19,20} Miksch et al have even suggested reduced mortality rates for diabetic patients enrolled in DMPs, but were cautious in claiming a causal relationship.²⁹

Useful guidance for clinical practice and use of risk engines

Guidelines are usually prepared by specialists in the field, and aim to mirror current evidence to the best possible extent. They further aim at being exhaustive, making them a proper reference for specialized physicians. Given these complexities, it is not surprising to find that translation of guidelines into primary care practice might be insufficient. For example, the German follow-up of the Hypertension Evaluation Project clearly demonstrated inadequate knowledge of the diagnosis and treatment of arterial hypertension.³⁰ Further, there is evidence that deficiencies in treatment quality appear to be the result of inadequate implementation of existing cardiologic treatment recommendations (among other factors).^{21,31} On the other hand, the results of a recent survey indicated that there is essentially no difference in the treatment provided by physicians knowledgeable in the guidelines and those who were less familiar.¹¹

Against a background of these considerations, it appears noteworthy that 87.9% of all physicians interviewed in Germany for the present survey reported following guidelines on the treatment of cardiovascular risk factors. This was about comparable with other European countries. On the other hand, while self-indicating a fairly good control of risk factors, a maximum of 40% of patients were actually controlled when hypertension, dyslipidemia, type-2 diabetes, and obesity were considered. This is in agreement with the aforementioned, giving rise to speculation that the guidelines

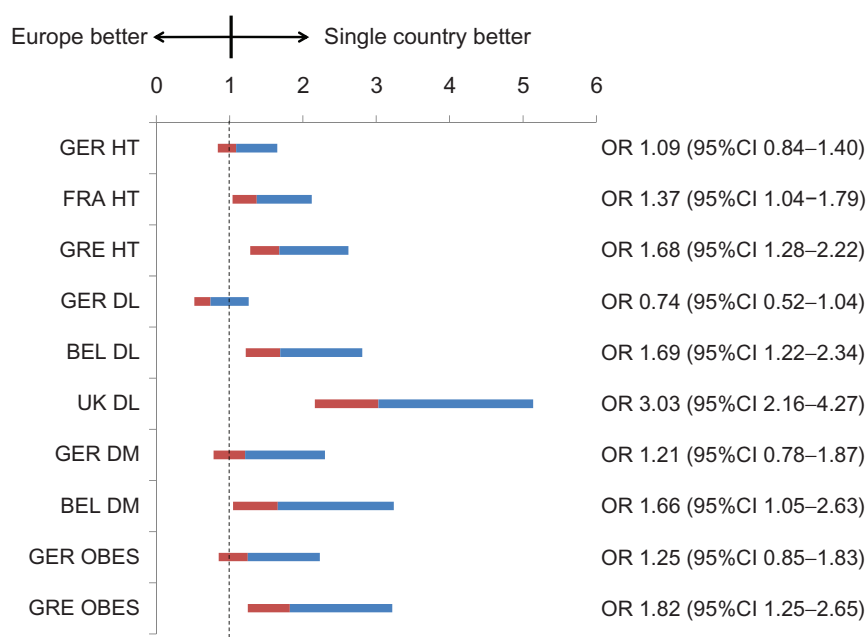


Figure 3 Control of treated hypertension (<140/90 mm Hg), dyslipidemia (total cholesterol < 5 and LDL-c < 3 mmol/L),* type 2 diabetes (HbA_{1c} < 6.5%), and obesity ($BMI < 30 \text{ kg/m}^2$) in special countries versus the average control rate in all countries.

Notes: *Patients with diabetes: <130/80 mm Hg; <4.5 mmol/L, and <2.5 mmol/L (100 mg/dL).

Abbreviations: BEL, Belgium; FRA, France; GER, Germany; GRE, Greece; UK, United Kingdom; DL, dyslipidemia; DM, diabetes mellitus; HT, hypertension; OBES, obesity.

might have to be more directive instead of targeting evidence completeness.

The same considerations may apply to the use of risk engines in clinical practice. In previous evaluations, for example, CHD risk in a population with diabetes was underestimated by the Framingham and UKPDS risk functions.^{32–34} Previous research also showed an

overestimation of CHD risk predicted by the UKPDS risk function during 5 years of follow-up, the SCORE risk function during 10 years of follow-up, and the Framingham risk function in European populations.^{35–38} This was reflected in EURIKA by a number of physicians considering the “*risk assessment tools to be of little use*” (31.0% in Germany vs 20.9% in the ROE).

Table 4 Communication tips usually used for the management of behavioral risk factors (physicians)

	Germany physicians (%) n = 66	Rest of Europe physicians (%) n = 729
Physician-centered tips		
Spend enough time with patient	55 (83.3)	540 (74.1)
Speak to patient with his/her own language	47 (71.2)	565 (77.5)
Develop a sympathetic alliance with the patient	55 (83.3)	518 (71.1)
Involve the family in the treatment	37 (56.1)	325 (44.6)
Patient-centered tips		
Listen carefully, recognize strength and weakness in the patient's attitude to illness and lifestyle	50 (75.8)	504 (69.1)
Ensure that the patient understands the relationship between lifestyle and disease	58 (87.9)	609 (83.5)
Offer specific courses to patient	28 (42.4)	157 (21.5)
Accept the patient's view of his/her disease, allow expression of worries	45 (68.2)	471 (64.6)
Acknowledge that changing life-long habits can be difficult, and gradual change that is sustained is often more useful	53 (80.3)	550 (75.4)
Gain commitment to lifestyle change	28 (42.4)	329 (45.1)
Involve patient in identifying the barriers to change	34 (51.5)	334 (45.8)
Involvement of others		
Involve other health care staff (nurse)	14 (21.2)	242 (33.2)
Involve other health care staff (dietician, social worker, psychologist)	21 (31.8)	299 (41.0)

On the other hand, even among those who considered risk engines to be useful, there was a belief that “*risk assessment tools have limitations*” (79.7% in Germany vs 71.7% in the ROE) and the perception that engines “*miss important risk factors*” (83.0% in Germany vs 92.9% in the ROE) and do “*not allow calculation of risk in the elderly*” (80.0% in Germany vs 67.5% in the ROE). It essentially reflects that physicians feel that the results are of little use in their daily clinical practice. It appears difficult to tell which steps must be taken to improve the acceptance of these risk engines, but a local validation and the demonstration that risk scores may actually help in refining and improving therapies and outcomes in particular would certainly be of help. However, these data are scarce.

Risk factor control is inadequate

EURIKA has documented a largely inadequate control of risk factors in Germany, thus resembling previous reports on insufficient control rates of hypertension, diabetes, and obesity.^{39–41} Additionally, control is no better (but also no worse) compared with the average of the 11 other European EURIKA countries.

However, a closer look reveals that countries such as France, Greece, Belgium, and the UK do better in the control of single risk factors, while others are worse (Russia, Sweden, and Turkey). From a patient perspective, differences in age (54.4% vs 39.5% were aged at least 65 years in Germany) and gender (although substantially less likely at 49.1% vs 48.3% in ROE) may result in differences in control rates, due to advanced disease or different treatment patterns. Patients in Russia, Turkey, and Austria are considerably younger (at 58.3 years, 59.4 years, and 61.9 years, respectively), while in other countries such as Greece, Sweden, Switzerland, and the UK, the patients are as old as those in Germany (65.3%).¹⁴ Furthermore, patients in Russia were much less likely to be male (31.8%), while a substantial proportion in France were (54.8%).¹⁴ These differences in sociodemographic characteristics are, however, not uniform and require further exploration of differences between countries which may explain these surprising findings.

Amongst these, the control of dyslipidemia in the UK is particularly noteworthy (OR: 3.03; 95% CI: 2.16–4.27): compared to the ROE, dyslipidemia control rate in Germany is rather poor (OR: 0.74; 95% CI: 0.52–1.04). The study delivered two possible explanations for this finding: the percentage of German dyslipidemia patients receiving lipid-lowering drug treatment is smaller than in the ROE (65% vs 75%), and newer statins such as atorvastatin or rosuvastatin

are prescribed less for German patients. On the other hand, however, the UK is the only country where simvastatin is available at a low 10 mg dose without prescription (over the counter, OTC).⁴² It has been suggested that while it may not actually increase OTC use by patients themselves, it may have resulted in an overall increase in statin prescription rates by GPs in the UK.⁴³

Furthermore, hypertension control rates are above average in France (OR: 1.37; 95% CI: 1.04–1.79) and Greece (OR: 1.68; 95% CI: 1.28–2.22). We found ARB use was particularly high, and beta blocker and ACE inhibitor use was low in these countries. Based on these data, it is uncertain whether or not this may actually lead to a causal improvement in blood pressure control, but ARBs have been associated with a particularly high rate of treatment compliance and long-term blood pressure control in comparison with beta blockers, for example.⁴⁴

Limitations

The lack of a comprehensive framework for physician sampling in all European countries might be perceived as a potential limitation of the EURIKA study. We used the best available approximation – the OneKey database – which is the largest available database of practicing physicians in Europe, although it is not statistically representative of all European physicians. Further, the participation rate among invited physicians was not optimal, which may have resulted in a bias towards physicians being more involved in CVD prevention, suggesting that results obtained might represent a best-case scenario that might slightly overestimate the control of CVD risk factors and quality of care in usual clinical practice.

On the other hand, the large number of participating practitioners, coverage of major medical specialties and work-settings, and random selection of patients, suggests that the EURIKA study makes an important contribution to the identification of barriers in the diagnosis and management of cardiovascular disease, and is as accurate as practically possible.

Conclusion

EURIKA provides comprehensive data on the situation of primary prevention of CVD in clinical practice in Germany. It reveals a considerable potential for improving the primary prevention of CVD. Our data suggest that (1) a way to reduce patient load must be found, (2) guidelines including those for CVD prevention must be tailored to meet the need of primary care physicians, in order to increase guideline acceptance in

clinical practice, and (3) differences in performance between countries may point towards determinants important for increased risk factor control.

Acknowledgments

The EURIKA study was funded by AstraZeneca. The study was conducted by an independent academic steering committee (see below).

Authors' contributions

Dr Bramlage drafted the manuscript and requested further analyses. Professor Schmieder and Dr Goebel revised the manuscript for important intellectual content, and all authors approved the final manuscript.

Steering board of the EURIKA study

Fernando Rodriguez Artelajo and José Ramon Banegas (chairmen), Madrid, Spain; Philippe Gabriel Steg (chairman), Paris, France; Julian Halcox, Cardiff, UK; Jean Dallongeville, Lille, France; Claudio Borghi, Bologna, Italy; Joep Perk, Oskarshamn, Sweden; Guy de Backer, Gent, Belgium; Eliseo Guallar, Baltimore, MD; Elvira L Massó González (MCMD delegate), Madrid, Spain.

Disclosure

Roland E Schmieder and Peter Bramlage report that they received research support from AstraZeneca. Professor Schmieder further reports to have received honoraria from AstraZeneca for talks. Matthias Goebel is an employee of AstraZeneca, the sponsor of this study.

References

- Graham I, Atar D, Borch-Johnsen K, et al; European Society of Cardiology (ESC); European Association for Cardiovascular Prevention and Rehabilitation (EACPR); Council on Cardiovascular Nursing; European Association for Study of Diabetes (EASD); International Diabetes Federation Europe (IDF-Europe); European Stroke Initiative (EUSI); Society of Behavioural Medicine (ISBM); European Society of Hypertension (ESH); WONCA Europe (European Society of General Practice/Family Medicine); European Heart Network (EHN); European Atherosclerosis Society (EAS). European guidelines on cardiovascular disease prevention in clinical practice: full text. Fourth Joint Task Force of the European Society of Cardiology and other societies on cardiovascular disease prevention in clinical practice (constituted by representatives of nine societies and by invited experts). *Eur J Cardiovasc Prev Rehabil*. 2007;14 Suppl 2:S1–S113.
- Mancia G, De Backer G, Dominiczak A, et al. The Task Force for the Management of Arterial Hypertension of the European Society of Hypertension, The Task Force for the Management of Arterial Hypertension of the European Society of Cardiology. 2007 Guidelines for the management of arterial hypertension: The Task Force for the Management of Arterial Hypertension of the European Society of Hypertension (ESH) and of the European Society of Cardiology (ESC). *Eur Heart J*. 2007;28(12):1462–1536.
- National Cholesterol Education Program (NCEP), Expert Panel on Detection, Evaluation, and Treatment of High Blood Cholesterol in Adults (Adult Treatment Panel III). Third Report of the National Cholesterol Education Program (NCEP) Expert Panel on Detection, Evaluation, and Treatment of High Blood Cholesterol in Adults (Adult Treatment Panel III) final report. *Circulation*. 2002;106(25):3143–3421.
- Bhatt DL, Steg PG, Ohman EM, et al. REACH Registry Investigators. International prevalence, recognition, and treatment of cardiovascular risk factors in outpatients with atherothrombosis. *JAMA*. 2006;295(2):180–189.
- Kotseva K, Wood D, De Backer G, De Bacquer D, Pyorala K, Keil U; EUROASPIRE Study Group. EUROASPIRE III: a survey on the life-style, risk factors and use of cardioprotective drug therapies in coronary patients from 22 European countries. *Eur J Cardiovasc Prev Rehabil*. 2009;16(2):121–137.
- De Backer G, Ambrosioni E, Borch-Johnsen K, et al; Third Joint Task Force of the European and Other Societies on Cardiovascular Disease Prevention in Clinical Practice. European guidelines on cardiovascular disease prevention in clinical practice. Third Joint Task Force of European and Other Societies on Cardiovascular Disease Prevention in Clinical Practice. *Eur Heart J*. 2003;24(17):1601–1610.
- Conroy RM, Pyorala K, Fitzgerald AP, et al; SCORE Project Group. Estimation of ten-year risk of fatal cardiovascular disease in Europe: the SCORE project. *Eur Heart J*. 2003;24(11):987–1003.
- Hobbs FD, Erhardt L. Acceptance of guideline recommendations and perceived implementation of coronary heart disease prevention among primary care physicians in five European countries: the Reassessing European Attitudes about Cardiovascular Treatment (REACT) survey. *Fam Pract*. 2002;19(6):596–604.
- Graham IM, Stewart M, Hertog MG; Cardiovascular Round Table Task Force. Factors impeding the implementation of cardiovascular prevention guidelines: findings from a survey conducted by the European Society of Cardiology. *Eur J Cardiovasc Prev Rehabil*. 2006;13(5):839–845.
- Erhardt LR, Hobbs FD. A global survey of physicians' perceptions on cholesterol management: the From The Heart study. *Int J Clin Pract*. 2007;61(7):1078–1085.
- Bramlage P, Thoenes M, Kirch W, Lenfant C. Clinical practice and recent recommendations in hypertension management – reporting a gap in a global survey of 1259 primary care physicians in 17 countries. *Curr Med Res Opin*. 2007;23(4):783–791.
- Celentano A, Panico S, Palmieri V, et al. Citizens and family doctors facing awareness and management of traditional cardiovascular risk factors: results from the Global Cardiovascular Risk Reduction Project (Help Your Heart Stay Young Study). *Nutr Metab Cardiovasc Dis*. 2003;13(4):211–217.
- Rodriguez-Artalejo F, Guallar E, Borghi C, et al; EURIKA Investigators. Rationale and methods of the European Study on Cardiovascular Risk Prevention and Management in Daily Practice (EURIKA). *BMC Public Health*. 2010;10:382.
- Banegas JR, Lopez-Garcia E, Dallongeville J, et al. Achievement of treatment goals for primary prevention of cardiovascular disease in clinical practice across Europe: the EURIKA study. *Eur Heart J*. 2011;32(17):2143–2152.
- Dallongeville J, Banegas JR, Tubach F, et al. Survey of physicians' practices in the control of cardiovascular risk factors: the EURIKA study. *Eur J Cardiovasc Prev Rehabil*. 2011. Epub Apr 18.
- Guallar E, Banegas JR, Blasco-Colmenares E, et al. Excess risk attributable to traditional cardiovascular risk factors in clinical practice settings across Europe – The EURIKA Study. *BMC Public Health*. 2011;11:704.
- Banegas JR, Lopez-Garcia E, Dallongeville J, et al. Achievement of lipoprotein goals among patients with metabolic syndrome at high cardiovascular risk across Europe. The EURIKA study. *Int J Cardiol*. 2011. Epub Nov 4.
- OneKey database. Bensheim: Cegedim Deutschland GmbH; nd. Available from <http://crm.cegedim.com/country/germany/En/DataOptimization/OneKey/Pages/default.aspx>. Accessed March 8, 2012.

19. Stark RG, Schunk MV, Meisinger C, Rathmann W, Leidl R, Holle R; HORA Study Group. Medical care of type 2 diabetes in German disease management programs: a population-based evaluation. *Diabetes Metab Res Rev.* 2011;27(4):383–391.
20. Bestehorn K, Jannowitz C, Karmann B, Pittrow D, Kirch W. Characteristics, management and attainment of lipid target levels in diabetic and cardiac patients enrolled in Disease Management Program versus those in routine care: LUTZ registry. *BMC Public Health.* 2009;9:280.
21. Prugger C, Heuschmann PU, Keil U. Epidemiology of hypertension in Germany and worldwide. *Herz.* 2006;31(4):287–293. German.
22. Wittchen HU, Krause P, Hoyer M, et al. Aim, design and methods of the “Hypertension and diabetes screening and awareness” – (HYDRA) study. *Fortschritte der Medizin.* 2003;121 Suppl 1:2–11. German.
23. Johansson H, Stenlund H, Lundstrom L, Weinhall L. Reorientation to more health promotion in health services – a study of barriers and possibilities from the perspective of health professionals. *J Multidiscip Healthc.* 2010;3:213–224.
24. Wensing M, Van den Hombergh P, Van Doremalen J, Grol R, Szecsenyi J. General practitioners’ workload associated to practice size rather than chronic care organisation. *Health Policy.* 2009;89(1):124–129.
25. Cullen W, Grogan L, O’Connor E, Bury G. “Why are we working so hard?” A cross-sectional survey of factors influencing GP workload in the Eastern Regional Health Authority area. *Ir Med J.* 2002;95(7):209–212, 214.
26. Whalley D, Bojke C, Gravelle H, Sibbald B. GP job satisfaction in view of contract reform: a national survey. *Br J Gen Pract.* 2006;56(523):87–92.
27. Wensing M, van den Hombergh P, Akkermans R, van Doremalen J, Grol R. Physician workload in primary care: what is the optimal size of practices? A cross-sectional study. *Health Policy.* 2006;77(3):260–267.
28. Fernandez A, Grumbach K, Vranizan K, Osmond DH, Bindman AB. Primary care physicians’ experience with disease management programs. *J Gen Intern Med.* 2001;16(3):163–167.
29. Miksch A, Laux G, Ose D, et al. Is there a survival benefit within a German primary care-based disease management program? *Am J Manag Care.* 2010;16(1):49–54.
30. Hagemeyer J, Schneider CA, Barabas S, et al. Hypertension guidelines and their limitations – the impact of physicians’ compliance as evaluated by guideline awareness. *J Hypertens.* 2001;19(11):2079–2086.
31. Baberg HT, Yazar A, Brechmann T, et al. Health care quality: medication and prevention in patients with and without coronary heart disease. *Med Klin (Munich).* 2004;99(1):1–6. German.
32. Coleman RL, Stevens RJ, Retnakaran R, Holman RR. Framingham, SCORE, and DECODE risk equations do not provide reliable cardiovascular risk estimates in type 2 diabetes. *Diabetes Care.* 2007;30(5):1292–1293.
33. McEwan P, Williams JE, Griffiths JD, et al. Evaluating the performance of the Framingham risk equations in a population with diabetes. *Diabet Med.* 2004;21(4):318–323.
34. Guzder RN, Gatling W, Mullee MA, Mehta RL, Byrne CD. Prognostic value of the Framingham cardiovascular risk equation and the UKPDS risk engine for coronary heart disease in newly diagnosed Type 2 diabetes: results from a United Kingdom study. *Diabet Med.* 2005;22(5):554–562.
35. Yang X, So WY, Kong AP, et al. Development and validation of a total coronary heart disease risk score in type 2 diabetes mellitus. *Am J Cardiol.* 2008;101(5):596–601.
36. Ulmer H, Kollerits B, Kelleher C, Diem G, Concini H. Predictive accuracy of the SCORE risk function for cardiovascular disease in clinical practice: a prospective evaluation of 44,649 Austrian men and women. *Eur J Cardiovasc Prev Rehabil.* 2005;12(5):433–441.
37. Bastuji-Garin S, Deverly A, Moyse D, et al. Intervention as a Goal in Hypertension Treatment Study Group. The Framingham prediction rule is not valid in a European population of treated hypertensive patients. *J Hypertens.* 2002;20(10):1973–1980.
38. Brindle P, Emberson J, Lampe F, et al. Predictive accuracy of the Framingham coronary risk score in British men: prospective cohort study. *BMJ.* 2003;327(7426):1267.
39. Sharma AM, Wittchen HU, Kirch W, et al; HYDRA Study Group. High prevalence and poor control of hypertension in primary care: cross-sectional study. *J Hypertens.* 2004;22(3):479–486.
40. Bohler S, Glaesmer H, Pittrow D, et al. Diabetes and cardiovascular risk evaluation and management in primary care: progress and unresolved issues – rationale for a nationwide primary care project in Germany. *Exp Clin Endocrinol Diabetes.* 2004;112(4):157–170.
41. Hauner H, Bramlage P, Losch C, et al. Prevalence of obesity in primary care using different anthropometric measures – results of the German Metabolic and Cardiovascular Risk Project (GEMCAS). *BMC Public Health.* 2008;8:282.
42. Stewart D, Cunningham IT, Hansford D, John D, McCaig D, McLay J. General practitioners’ views and experiences of over-the-counter simvastatin in Scotland. *Br J Clin Pharmacol.* 2010;70(3):356–359.
43. Filion KB, Delaney JA, Brophy JM, Ernst P, Suissa S. The impact of over-the-counter simvastatin on the number of statin prescriptions in the United Kingdom: a view from the General Practice Research Database. *Pharmacoepidemiol Drug Saf.* 2007;16(1):1–4.
44. Bramlage P, Hasford J. Blood pressure reduction, persistence and costs in the evaluation of antihypertensive drug treatment – a review. *Cardiovasc Diabetol.* 2009;8:18.
45. Chobanian AV, Bakris GL, Black HR, et al; National Heart, Lung, and Blood Institute Joint National Committee on Prevention, Detection, Evaluation, and Treatment of High Blood Pressure, National High Blood Pressure Education Program Coordinating Committee. The Seventh Report of the Joint National Committee on Prevention, Detection, Evaluation, and Treatment of High Blood Pressure: The JNC 7 Report. *JAMA.* 2003;289(19):2560–2572.

Vascular Health and Risk Management

Publish your work in this journal

Vascular Health and Risk Management is an international, peer-reviewed journal of therapeutics and risk management, focusing on concise rapid reporting of clinical studies on the processes involved in the maintenance of vascular health; the monitoring, prevention and treatment of vascular disease and its sequelae; and the involvement of

metabolic disorders, particularly diabetes. This journal is indexed on PubMed Central and MedLine. The manuscript management system is completely online and includes a very quick and fair peer-review system, which is all easy to use. Visit <http://www.dovepress.com/testimonials.php> to read real quotes from published authors.

Submit your manuscript here: <http://www.dovepress.com/vascular-health-and-risk-management-journal>

Dovepress