

Health benefits of reduced patient cost sharing in Japan

Akihiro Nishi,^a J Michael McWilliams,^b Haruko Noguchi,^c Hideki Hashimoto,^d Nanako Tamiya^e & Ichiro Kawachi^a

Objective To assess the effect on out-of-pocket medical spending and physical and mental health of Japan's reduction in health-care cost sharing from 30% to 10% when people turn 70 years of age.

Methods Study data came from a 2007 nationally-representative cross-sectional survey of 10 293 adults aged 64 to 75 years. Physical health was assessed using a 16-point scale based on self-reported data on general health, mobility, self-care, activities of daily living and pain. Mental health was assessed using a 24-point scale based on the Kessler-6 instrument for nonspecific psychological distress. The effect of reduced cost sharing was estimated using a regression discontinuity design.

Findings For adults aged 70 to 75 years whose income made them ineligible for reduced cost sharing, neither out-of-pocket spending nor health outcomes differed from the values expected on the basis of the trend observed in 64- to 69-year-olds. However, for eligible adults aged 70 to 75 years, out-of-pocket spending was significantly lower ($P < 0.001$) and mental health was significantly better ($P < 0.001$) than expected. These differences emerged abruptly at the age of 70 years. Moreover, the mental health benefits were similar in individuals who were and were not using health-care services ($P = 0.502$ for interaction). The improvement in physical health after the age of 70 years in adults eligible for reduced cost-sharing tended to be greater than in non-eligible adults ($P = 0.084$).

Conclusion Reduced cost sharing was associated with lower out-of-pocket medical spending and improved mental health in older Japanese adults.

Abstracts in **عربي**, **中文**, **Français**, **Русский** and **Español** at the end of each article.

Introduction

Asking patients to share the cost of health care is a measure frequently used to reduce demand and control the health-care budget.¹⁻⁵ Moreover, patient cost sharing can also help finance universal health-care systems by raising additional revenue.⁶ However, there is still some debate about the level of cost sharing that is best able to control costs while ensuring access to health care, preventing impoverishment from out-of-pocket spending and avoiding adverse health effects.^{7,8} Several studies have quantified the effects of health insurance coverage and cost sharing on the use of important health services, but few have investigated their influence on health outcomes.⁹⁻¹⁴ Most studies were conducted in the United States of America, where universal insurance coverage has not been achieved.^{9,11,12,15-20} The extent to which health outcomes are influenced by cost sharing under national health insurance programmes in other countries is unclear. In this study, we assessed how health outcomes in elderly adults were affected by a change in cost sharing under the universal national health insurance programme in Japan.

Japanese national health insurance provides universal coverage for inpatient, outpatient, dental and pharmaceutical services. There is a fixed cost-sharing rate that varies with age and a general upper limit on monthly out-of-pocket spending for all age groups.²¹ In 2007, the proportion of Japan's total national health expenditure that was publicly financed through a tax transfer and social health insurance programme was 81.9%, which ranks among the highest rates for countries in the Organisation for Economic Co-operation and Development's Asia-Pacific region.^{22,23} The remainder

is private spending by households, which comprises out-of-pocket medical spending for services that may or may not be covered (e.g. non-prescribed over-the-counter medications) by the universal programme.²²

Although the exact proportion of patient cost sharing under the public insurance scheme is fixed across services, the level varies by age and income. In particular, in 2001 the Japanese government introduced a system of two different cost-sharing rates: 30% for adults aged less than 70 years and 10% for those aged 70 years or older who had a relatively low income. The rate remained 30% for older individuals with a sufficiently high income.²⁴ We took advantage of this natural experiment to investigate the effect of the change in patient cost sharing at the age of 70 years on physical and mental health.

Methods

Study population

We obtained data from the 2007 Comprehensive Survey of People's Living Conditions – a nationally-representative, cross-sectional survey administered by the Japanese Ministry of Health, Labour and Welfare.²⁵ In total, 2000 sampling units were randomly selected from all 47 prefectures in Japan. All individuals and households in each unit were asked to complete a self-administered questionnaire in July 2007. We restricted our study population to 10 906 individuals aged between 64 and 75 years (i.e. 70 ± 6 years). We excluded individuals who were hospitalized or institutionalized ($n = 408$) and those who were eligible for free health care ($n = 205$). For the remaining 10 293, we performed multiple imputation to address potential bias

^a Department of Society, Human Development and Health, Harvard School of Public Health, 677 Huntington Avenue, Boston, Massachusetts, MA 02115, United States of America (USA).

^b Department of Health Care Policy, Harvard Medical School, Boston, USA.

^c National Institute of Population and Social Security Research, Tokyo, Japan.

^d Department of Health Economics and Epidemiology Research, University of Tokyo, Tokyo, Japan.

^e Department of Health Services Research, University of Tsukuba, Ibaraki, Japan.

Correspondence to Akihiro Nishi (e-mail: anishi@hsph.harvard.edu).

(Submitted: 2 October 2011 – Revised version received: 16 December 2011 – Accepted: 9 January 2012 – Published online: 12 February 2012)

due to missing data (e.g. data on general health status were missing for 13.3%).

Since 2001, the cost-sharing rate is normally reduced from 30% to 10% in the first month after people turn 70 years of age, provided their annual taxable income is below 12 000 United States dollars (US\$), which was equivalent to 1.45 million Japanese yen in July 2007.²⁴ Overall, 83.3% of the study population was eligible for the reduction in 2007.

Study variables

We analysed three dependent variables: out-of-pocket medical spending, physical health and mental health. Out-of-pocket spending included all expenditure on medical services in the month preceding the survey. We used a 16-point summary physical health measure developed for the Comprehensive Survey of People's Living Conditions.^{26,27} A summary physical health score was derived for each individual from answers to questions on general health status, mobility, self-care and activities of daily living, and pain, as described in a footnote to Table 1. Mental health status was assessed using a Japanese version of the Kessler-6 24-point scale, which has been validated as a strong predictor of mental disorders, excluding substance use disorder, that can be identified using the Structured Clinical Interview of the *Diagnostic and statistical manual of mental disorders, fourth edition* and that have a Global Assessment of Functioning score less than 60.²⁸⁻³¹ We reversed the original Kessler-6 scale such that 24 was the best score and 0, the worst.

For modelling purposes, we created a dichotomous indicator, designated *age ≥ 70dummy*: the indicator equalled 1 if the participant was 70 years of age or older and 0 otherwise. A second dichotomous indicator, designated *income eligibility*, equalled 1 if the participant was eligible for the lower cost-sharing rate because of his or her taxable income, and 0 otherwise.

To adjust for potential confounders, we considered the following covariates in the regression models: gender, marital status, household size, occupational status, house ownership and the size of the settlement where the individual lived. In addition, we carried out separate analyses for participants who did and those who did not report health-care use under the public insurance programme at the time of the survey for at least one chronic illness that had been diagnosed at a clinic or hospital.

Statistical analysis

The effect of the reduction in the cost-sharing rate at the age of 70 years on out-of-pocket medical spending, physical health and mental health was quantified by estimating the discontinuity in the age trend of these outcomes using a regression discontinuity design.^{17,32} We assumed that out-of-pocket spending and physical and mental health scores would vary smoothly with age in the absence of the rate reduction and attributed any abrupt deviation in the age trend at the age of 70 years to that reduction. Deviations were quantified, first, by estimating the difference between the value of a variable for individuals aged 69 years and 11 months and the value for those in the first month of their 70th year and, second, by determining how much of that difference could not be explained by the trend observed from the age range of 64 to 69 years to the age range of 70 to 74 years.

We fitted the following unadjusted linear model for the three study outcomes:

$$E(Y) = \beta_0 + \beta_1(\text{age}) + \beta_2(\text{age})^2 + \beta_3(\text{age} \geq 70\text{dummy}) \quad (1)$$

where $E(Y)$ is the expected value of the dependent variable, *age* is given in years and *age ≥ 70dummy* is as described above. Thus, β_3 provides a measure of the discontinuity in $E(Y)$ around the age of 70 years and can be interpreted as the effect of the cost-sharing rate reduction. To determine whether the effect observed varied by eligibility for the rate reduction, we fitted separate models for non-eligible and eligible adults.

In secondary analyses, we fitted joint models with interaction terms that compared discontinuities between non-eligible and eligible adults and derived differential discontinuities for eligible adults. These differential discontinuities provided more robust estimates of the effects of cost sharing by controlling for changes in the health of non-eligible adults between the ages of 69 and 70 years. However, our study sample had limited statistical power for estimating these differential effects. In addition, to determine how health-care needs affected outcomes in eligible adults, we fitted separate and joint models for eligible adults who were or were

not receiving health care at the time of the survey.

To check a key assumption of the regression discontinuity design, we confirmed that important characteristics of the study participants did not change around the age of 70 years.^{17,32} Specifically, we used the models described above to look for age discontinuities in sociodemographic factors among eligible adults, such as gender, marital status, household size, occupational status, house ownership, taxable income and the size of the settlement where the individual lived. All P -values for these factors were found to be greater than 0.25, which confirms that the characteristics did not abruptly change at the age of 70 years.

Furthermore, we adjusted the above models for these sociodemographic characteristics and used multiple imputation to address bias that could have been introduced by missing data on outcome variables and covariates, as explained in a footnote to Table 2.³³ Therefore, our main results were adjusted for sociodemographic characteristics and multiple imputation.

To understand the clinical significance of the average change in mental health status associated with reduced cost sharing, we used logistic regression to estimate the associated change in the prevalence of mild mental illness. We used a validated threshold for the diagnosis of mental illness (i.e. any mood or anxiety disorder in the *Diagnostic and statistical manual of mental disorders, fourth edition*) in Japan: a score of 19 or less on our reversed Kessler-6 scale.³⁰

We carried out several sensitivity analyses. First, we progressively narrowed the age cohort to individuals aged between 67 and 72 years and then to those between 69 and 70 years. Second, we estimated discontinuities across 11 different dichotomous indicators for age thresholds ranging from 65 to 75 years. We used generalized estimating equations to account for correlated observations within households when estimating standard errors and conducting two-sided tests.^{34,35} Analyses were performed using Stata version 12.0 (StataCorp. LP, College Station, USA) and R version 2.13.0 (R Foundation for Statistical Computing, Vienna, Austria).

Results

Significant differences in sociodemographic characteristics and health-care

Table 1. Demographic characteristics, medical spending and health status of older adults, 2007 Comprehensive Survey of People's Living Conditions, Japan

Characteristic	Eligible ^a for reduced cost sharing at 70 years of age			Not eligible ^a for reduced cost sharing at 70 years of age		
	Aged 64–69 <i>n</i> = 3 837 ^c	Aged 70–75 <i>n</i> = 3 769 ^c	<i>P</i> ^b	Aged 64–69 <i>n</i> = 966 ^c	Aged 70–75 <i>n</i> = 554 ^c	<i>P</i> ^b
Gender			0.147			0.349
Male, %	40.9	42.6		85.5	83.6	
Female, %	59.1	57.4		14.5	16.4	
Marital status			< 0.001			0.005
Married, %	80.7	74.9		89.1	85.0	
Unmarried, %	2.9	2.2		1.9	3.1	
Widowed, %	11.9	19.3		6.0	10.1	
Divorced, %	4.4	3.6		3.0	1.8	
Household size			0.608			0.055
Mean, no. of persons	2.72	2.73		2.72	2.59	
Standard error, no. of persons	0.023	0.026		0.042	0.059	
Occupational status			< 0.001			< 0.001
Not working, %	12.9	74.5		35.6	59.0	
Working, %	86.3	25.5		64.4	41.0	
House ownership			0.039			0.379
No, %	13.7	12.1		5.9	4.7	
Yes, %	86.3	87.9		94.1	95.3	
Settlement size^d			0.004			0.919
Metropolitan area, %	15.9	14.1		19.6	21.1	
Large city (population: > 150 000), %	26.8	25.6		30.4	31.2	
Medium city (population: 50 000–150 000), %	27.9	28.3		27.2	26.4	
Small city (population: < 50 000), %	14.7	14.4		10.2	9.6	
Town or village, %	14.6	17.5		12.5	11.7	
Reported health-care use^e			< 0.001			< 0.001
No, %	39.2	28.6		39.1	27.8	
Yes, %	60.8	71.4		60.9	72.2	
Out-of-pocket medical spending^f			< 0.001			0.259
Mean, US\$	47.6	35.7		49.7	44.8	
Standard error, US\$	1.41	1.15		2.66	3.48	
Physical health^g			< 0.001			< 0.001
Mean score	13.4	13.0		13.8	13.3	
Standard error	0.044	0.053		0.063	0.106	
Mental health^h			0.397			0.300
Mean score	20.9	21.0		21.6	21.8	
Standard error	0.077	0.083		0.117	0.147	

^a The cost-sharing rate decreased from 30% to 10% at the age of 70 years for individuals who had an annual taxable income under 12 000 United States dollars (US\$).

^b χ^2 tests were used to compare distributions of categorical variables and *t* tests were used for continuous variables.

^c Because values were missing for some variables, the sample sizes for each two-by-two table were smaller than these numbers. Moreover, the total number of individuals was 9126, which is smaller than the number of the study participants (*n* = 10 293) because data on income eligibility were missing.

^d The size of the settlement where the individual lived at the time of the Comprehensive Survey of People's Living Conditions.

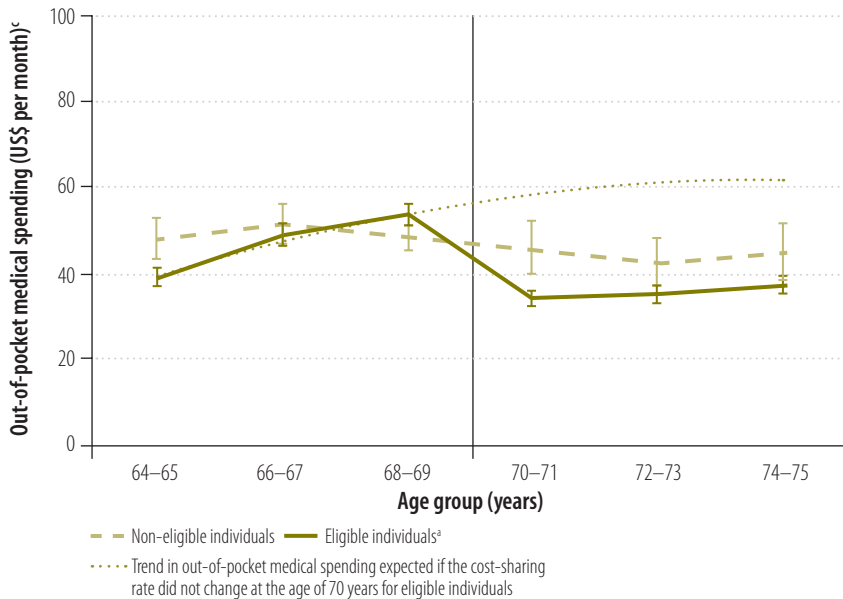
^e Health-care use reported at the time of the Comprehensive Survey of People's Living Conditions.

^f Spending in Japanese yen was converted into US\$ using the rate that applied in July 2007 of approximately 120 Japanese yen per US\$.

^g Physical health status was evaluated on a scale of 0 to 16 points and was calculated from the sum of four questionnaire health measures: (i) general health status was assessed by asking, "How is your current health status?" (4 if excellent, 3 if very good, 2 if good, 1 if fair and 0 if poor); (ii) mobility was assessed by asking, "How many days have you been in bed (i.e. bed-ridden) because of health-related problems in the previous one month?" (4 if never, 3 if 1 to 3 days, 2 if 4 to 6 days, 1 if 7 to 14 days and 0 if 15 days or more); (iii) self-care and activities of daily living were assessed by asking, "Do you have difficulty with any of the following four areas in your daily life due to your physical health?: daily movements (e.g. getting up, wearing clothes, eating and bathing); staying outdoors; work, housework or studying; and, exercise or sport" (4 if no difficulties, 3 if difficulty in one area, 2 if difficulty in two areas, 1 if difficulty in three areas and 0 if difficulty in all four areas); (iv) pain was assessed by asking, "Do you have pain in the head, stomach, back or extremities?" (4 if no pain, 3 if pain in one location, 2 if pain in two locations, 1 if pain in three locations and 0 if pain in all four locations).

^h Mental health status was evaluated on a scale of 0 to 24 points using a reversed version of Japanese Kessler-6 scale, such that 24 was best.

Fig. 1. Effect of reduced cost sharing at age 70 years^a on out-of-pocket medical spending,^b Japan, 2007



US\$, United States dollars.

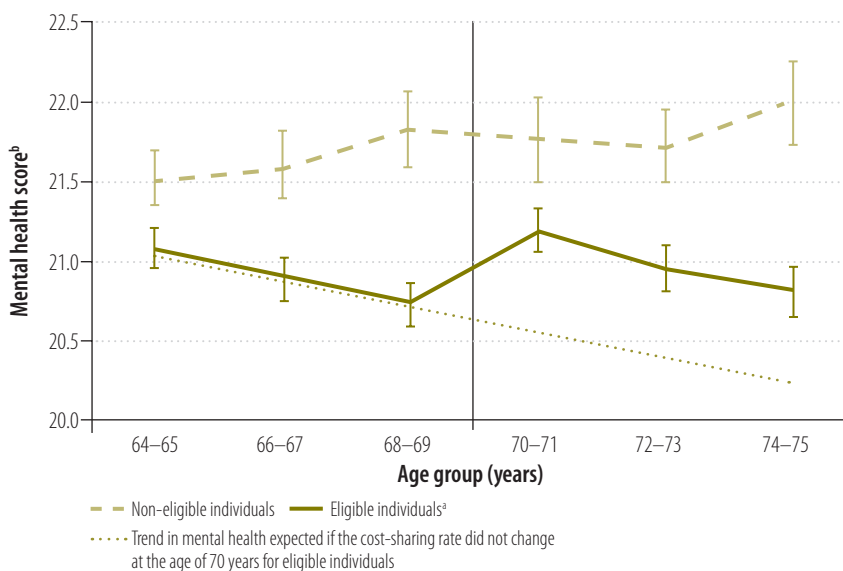
The vertical bars represent standard errors.

^a The cost-sharing rate decreased from 30% to 10% at the age of 70 years for eligible individuals, who had an annual taxable income under 12 000 United States dollars (US\$).

^b Out-of-pocket medical spending includes expenditure both on items covered by public health-care insurance and items that are not covered, such as over-the-counter medicines.

^c Spending in Japanese yen was converted into US\$ using the rate that applied in July 2007 of approximately 120 Japanese yen per US\$.

Fig. 3. Effect of reduced cost sharing at age 70 years^a on mental health,^b Japan, 2007



The vertical bars represent standard errors.

^a The cost-sharing rate decreased from 30% to 10% at the age of 70 years for eligible individuals, who had an annual taxable income under 12 000 United States dollars (US\$).

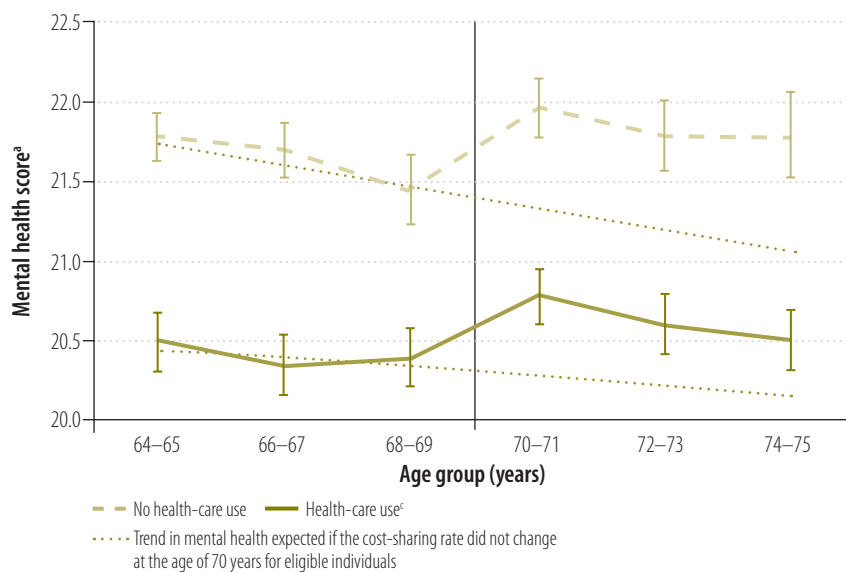
^b Mental health was evaluated on a scale of 0 to 24 points using a reversed version of Japanese Kessler-6 scale, such that 24 was best.

needs were found between participants aged from 64 to 69 years and those aged from 70 to 75 years (Table 1). Table 2 shows that adjustment for sociodemographic covariates and multiple imputation to address bias due to missing data did not substantially alter the results of the analysis. Although out-of-pocket medical spending by adults who were not eligible for lower cost sharing did not change significantly at the age of 70 years ($\beta_3 = -3.16$ US\$/month; $P = 0.696$; Table 2, multiple imputation model), spending by eligible adults decreased significantly and abruptly ($\beta_3 = -25.25$ US\$/month; $P < 0.001$), as shown in Fig. 1. There was no significant discontinuity in physical health score at the age of 70 years in either group (Fig. 2, available at: <http://www.who.int/bulletin/volumes/90/6/11-095380>, and Table 2). However, the differential discontinuity in physical health score for eligible adults ($\delta_6 = +0.27$; $P = 0.084$, joint model with interaction after imputation) showed a relative improvement that approached statistical significance (Table 2). On the other hand, there was a significant improvement in mental health status in the eligible group at the age of 70 years ($\beta_3 = 0.66$; $P < 0.001$; Table 2, multiple imputation model) but not in the non-eligible group ($\beta_3 = 0.03$; $P = 0.932$), as shown in Fig. 3. This improvement was significant even among participants who reported no health-care use at the time of the survey ($\beta_3 = 0.79$; $P = 0.017$), as shown in Fig. 4.

When eligible participants were divided into two subgroups with different health-care needs, the decrease in out-of-pocket spending at the age of 70 years was found to be greater among adults who reported health-care use at the time of the survey than in those who did not ($P < 0.001$ for interaction, Table 2), as shown in Fig. 5. In contrast, the effect of reduced cost sharing on mental health status was similar in the two subgroups ($P = 0.502$ for interaction), as was the effect on physical health status ($P = 0.419$ for interaction), as shown in Fig. 6 (available at: <http://www.who.int/bulletin/volumes/90/6/11-095380>).

Logistic regression analysis showed that the prevalence of mild mental illness decreased significantly at the age of 70 years among eligible participants (odds ratio, OR: 0.718; $P = 0.009$), but

Fig. 4. Effect of reduced cost sharing at age 70 years on the mental health^a of eligible individuals^b using and not using health-care,^c Japan, 2007



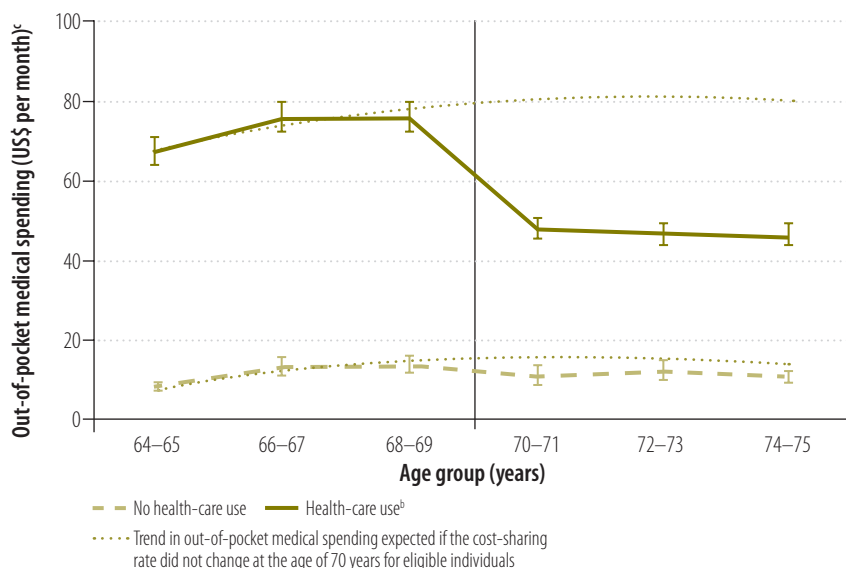
The vertical bars represent standard errors.

^a Mental health was evaluated on a scale of 0 to 24 points using a reversed version of Japanese Kessler-6 scale, such that 24 was best.

^b The cost-sharing rate decreased from 30% to 10% at the age of 70 years for eligible individuals, who had an annual taxable income under 12 000 United States dollars (US\$).

^c Health-care use reported at the time of the 2007 Comprehensive Survey of People's Living Conditions.

Fig. 5. Effect of reduced cost sharing at age 70 years on out-of-pocket medical spending of eligible individuals^a using and not using health-care,^b Japan, 2007



US\$, United States dollars.

The vertical bars represent standard errors.

^a The cost-sharing rate decreased from 30% to 10% at the age of 70 years for eligible individuals, who had an annual taxable income under 12 000 United States dollars (US\$).

^b Health-care use reported at the time of the 2007 Comprehensive Survey of People's Living Conditions.

^c Spending in Japanese yen was converted into US\$ using the rate that applied in July 2007 of approximately 120 Japanese yen per US\$.

not among non-eligible participants (OR: 0.984; $P=0.960$). When we incrementally narrowed the age range of participants included in the analysis from the initial 64 to 75 years, the estimated effect of reduced cost sharing on mental health became progressively larger: β_3 was 0.66 ($P < 0.001$) for the age range 64 to 75 years, 0.69 ($P=0.022$) for the range from 67 to 72 years and 1.19 ($P=0.047$) for the range from 69 to 70 years. Finally, of the 11 dichotomous indicators for the different age thresholds investigated, only that for a threshold of 70 years was associated with a significant discontinuity in mental health scores.

Discussion

In this nationally representative study, we found that a reduction in health-care cost sharing from 30% to 10% at the age of 70 years was associated with a significant decrease in out-of-pocket medical spending and a significant improvement in mental health in Japanese adults. There was also a relative improvement in physical health in those eligible for the reduction by comparison with those who were not eligible, but it was not significant. Nevertheless, the relative improvement in physical health was similar to that observed in a larger longitudinal study,¹⁸ which suggests that our study was not adequately powered to detect this effect. Furthermore, the sharp regression discontinuity design captured only the immediate effect of the cost sharing reduction and may have missed improvements that become manifest over time.

Our findings are largely consistent with previous studies of the effect that providing Medicare coverage in the United States after the age of 65 years has on health-care utilization and health outcomes: coverage was associated with an abrupt increase in health-care utilization and improvements in physical and mental health, mortality and disparities in disease control.^{9,14-19} In addition, higher cost sharing among insured adults has been linked to less use of clinical services and adverse effects on health outcomes.^{8,9,14-20,36}

Our findings on out-of-pocket medical spending are consistent with the results of the RAND Health Insurance Experiment,¹² which reported

that reduced cost sharing substantially increased both total health-care utilization and total health-care spending. Although we could not measure total health-care spending directly, we were able to estimate it in the following way. Data from a separate nationally representative survey indicate that out-of-pocket spending on services included in Japan's universal insurance coverage programme constitutes 70% of all out-of-pocket medical spending by elderly Japanese adults whose health care is covered by the programme, while spending on services that are not covered (e.g. over-the-counter medications) accounts for the remaining 30%.³⁷ If total health-care spending is unchanged by reduced cost sharing, out-of-pocket spending by eligible adults should decrease to one third (i.e. from 30% to 10%). However, the observed value of out-of-pocket medical spending by eligible adults aged between 70 and 71 years was 29% higher than expected, which suggests that both total health-care spending and utilization had increased substantially and that this may have influenced mental and physical health.

The mental health gains we observed suggest that reduced cost sharing helped alleviate depression and anxiety, which are known to be the largest contributors to disability globally.³⁸ Surprisingly, the improvement in mental health was even observed in individuals who were not using health-care services, which suggests that reduced cost sharing may have affected mental health in several ways. Individuals may have benefited from increased use of health-care services or from the greater sense of security provided by more affordable insurance coverage.

Policy implications

One topic for debate is whether, from a societal or governmental perspective, the gain in mental health linked to reduced cost sharing is worth the associated increase in health-care spending.^{39–41} Fostering a sense of security is one of the core functions of universal health insurance coverage and our findings suggest that the Japanese government

has ameliorated the burden of mental illness among the elderly by reducing their cost-sharing rate.^{2,42,43} However, because of fiscal constraints, in April 2008 the Japanese government decided to raise the cost-sharing rate from 10% to 20% after the age of 70 years, perhaps in 2012 or 2013.^{24,44} This decision is likely to become a major issue in the next national election. Closer follow-up of the effect of this policy change on population health and medical expenditure would provide the information policy-makers in medium- to high-income countries need to design a system of universal health insurance coverage that incorporates the optimum cost-sharing rate for elderly populations.

Limitations

A lack of survey data on chronic conditions prevented us from being able to identify individuals with treatable chronic conditions, such as cardiovascular disease and diabetes, whose health status may have been particularly affected by reduced cost sharing.^{14,15,18}

In addition, because our study used a cross-sectional rather than a longitudinal design, the results may have been affected by selection bias. For example, in general, individuals who were not using health care between the ages of 64 and 69 years were more likely to use health care after the age of 70 years following the cost sharing reduction.¹² However, those who did not start using health care after the age of 70 years were likely to be healthier than those who did. The effect would be an abrupt change in the composition of cross-sectional comparison group samples, which would probably lead to an underestimate of the mental and physical health benefits for the group using health care and an overestimate of the benefits for those not using health care. Thus, although strong conclusions can be drawn from our analysis about changes in mental health for the entire study sample, the results obtained by stratifying participants by use of health care should be interpreted with caution.

Finally, the fact that our study did not have a randomized experimental

design makes it impossible to infer a cause and effect relationship when interpreting the findings. In particular, because eligibility for the cost-sharing reduction was determined by income, it was not possible to match the income distribution in eligible and non-eligible groups. Nevertheless, we used a strong regression discontinuity design to control for all observed and unobserved characteristics that trended smoothly with age in our study sample.^{32,45,46} Furthermore, our analysis included difference-in-difference comparisons that adjusted the effect of cost sharing on eligible adults for changes in physical and mental health observed in the non-eligible, or control, group.

In summary, a reduction in health-care cost sharing at the age of 70 years was associated with lower out-of-pocket medical spending and improved mental health in Japanese adults. This finding suggests that governments in medium- and high-income countries with universal health insurance coverage can reduce the burden of depression and anxiety by modifying cost sharing. The proposed increase in patient cost sharing currently under consideration by the Japanese government deserves close scrutiny because it may have an adverse effect on the mental, and possibly physical, health of older adults. ■

Acknowledgements

Akihiro Nishi is supported by the Nakajima Foundation. We thank Gary King at Harvard University, John Z Ayanian and Sae Takada at Harvard Medical School and Keiko Sakurai at the University of Tokyo.

Funding: We were funded by the Japanese Ministry of Health, Labour and Welfare (H22-Policy-033), the Bill & Melinda Gates Foundation, the China Medical Board, the Beeson Career Development Award Program (NIA K08 AG038354) and the American Federation for Aging Research.

Competing interests: None declared.

ملخص

الفوائد الصحية لخفض تقاسم التكاليف من جانب المرضى في اليابان

عن القيم المتوقعة على أساس الاتجاه الذي لوحظ في الأعمار التي تتراوح من 64 إلى 69 عامًا. إلا أنه بالنسبة للبالغين المؤهلين ممن تتراوح أعمارهم من 70 إلى 75 عامًا، كان الإنفاق من الأموال الخاصة أكثر انخفاضًا بشكل كبير (الاحتمالية < 0.001) وكانت الصحة النفسية أفضل بشكل كبير (الاحتمالية < 0.001) عن المتوقع. علاوة على ذلك، تشابهت فوائد الصحة النفسية لدى الأفراد الذين كانوا يستخدمون ولا يستخدمون خدمات الرعاية الصحية (الاحتمالية = 0.502 للتفاعل). ومال التحسن في الصحة البدنية بعد عمر 70 عامًا لدى البالغين المؤهلين لانخفاض تقاسم التكاليف إلى الزيادة عنه لدى البالغين غير المؤهلين (الاحتمالية = 0.084).

الاستنتاج ارتبط انخفاض تقاسم التكاليف بانخفاض الإنفاق الطبي من الأموال الخاصة وتحسين الصحة النفسية لدى البالغين اليابانيين الأكبر سنًا.

الغرض تقييم التأثير على الإنفاق الطبي من الأموال الخاصة والصحة البدنية والنفسية الناتج عن خفض اليابان لتقاسم تكاليف الرعاية الصحية من 30٪ إلى 10٪ عند بلوغ سن الفرد 70 عامًا. الطريقة تم استقاء بيانات الدراسة من استقصاء متعدد القطاعات ممثل للواقع على الصعيد الوطني تم إجراؤه في عام 2007 على عينة من 10293 بالغًا تتراوح أعمارهم من 64 إلى 75 عامًا. وخضعت الصحة البدنية للتقييم باستخدام مقياس من 16 نقطة استنادًا إلى البيانات التي يفصح عنها الأشخاص والمعنية بالصحة العمومية والتنقل والرعاية الذاتية وأنشطة المعيشة اليومية والألم. كما خضعت الصحة النفسية للتقييم باستخدام مقياس من 24 نقطة استنادًا إلى أداة كسلر-6 للضائقة النفسية غير المحددة. وتم تقييم تأثير خفض تقاسم التكاليف باستخدام تصميم انقطاع الارتداد. النتائج بالنسبة للبالغين الذين تتراوح أعمارهم من 70 إلى 75 عامًا الذين يحصلون على دخل يجعلهم غير مؤهلين لخفض تقاسم التكاليف، لم يختلف الإنفاق من الأموال الخاصة أو النتائج الصحية

摘要

日本降低病人费用分担的健康益处

目的 评估日本将达到70岁的人的医疗保健费用分担从30%减至10%对现款医疗费用和身体及心理健康的影响。

方法 研究数据来自2007年对10293位64至75岁的成年人的全国代表性横断面调查。基于有关一般健康、活动性、自理、日常生活活动和病痛的自报数据，采用16分制评估身体健康状况。基于非特异性心理困扰的Kessler-6仪器，采用24分制评估心理健康状况。使用回归间断设计估计降低费用分担的影响。

结果 对于其收入水平使其无资格享受降低费用分担政策且年龄在70至75岁的成年人，无论是现款费用还是健

康状况都不同于在基于64-69岁的人群中观察到的趋势期望值。然而，对于享有资格的70至75岁的成年人，现款费用显著低于预期 ($P < 0.001$)，心理健康状况显著好于预期 ($P < 0.001$)。这些差异突现在70岁的人群中。此外，在使用和不使用医疗保健服务的个人当中，心理健康状态的益处相似 (交互作用 $P = 0.502$)。有资格享受降低费用共享政策的70岁之后的成年人的身体健康的改善程度有大于无资格的成年人的趋势 ($P = 0.084$)。
结论 降低费用分担与更少的现款医疗费用和更好的日本老年人的心理健康存在关联。

Résumé

Avantages sanitaires de la réduction du partage des coûts au Japon

Objectif Évaluer l'incidence sur les dépenses médicales personnelles et la santé physique et mentale de la réduction de 30% à 10% du partage des coûts de soins de santé lorsque les individus atteignent 70 ans.

Méthodes Les données de l'étude proviennent d'une enquête nationale transversale, effectuée en 2007, sur 10 293 adultes âgés de 64 à 75 ans. Leur santé physique a été évaluée au moyen d'une échelle de 16 points, basée sur des données autodéclarées de santé générale, de mobilité, de soins auto-administrés, d'activités de la vie quotidienne et de douleur. Leur santé mentale a été évaluée au moyen d'une échelle de 24 points sur la base de l'instrument Kessler-6 de détresse psychologique non spécifique. L'effet de la réduction du partage des coûts a été estimé en utilisant une approche de discontinuité de la régression.

Résultats Pour les individus âgés de 70 à 75 ans inéligibles, en raison de leurs revenus, à une réduction du partage des coûts, ni les dépenses de santé personnelles ni les résultats sanitaires ne différaient des valeurs attendues, sur la base de la tendance observée chez les 64 à 69 ans.

Toutefois, pour les individus âgés de 70 à 75 ans ayant droit à cette réduction, les dépenses personnelles étaient significativement plus faibles ($P < 0,001$) et leur santé mentale significativement meilleure ($P < 0,001$) que prévu. Ces différences sont apparues brutalement à l'âge de 70 ans. En outre, les avantages en termes de santé mentale étaient similaires chez les individus recourant ou non aux services de santé ($P = 0,502$ pour l'interaction). L'amélioration de la santé physique après l'âge de 70 ans chez les adultes éligibles à une réduction du partage des coûts avait tendance à être supérieure à celle des adultes inéligibles ($P = 0,084$).

Conclusion La réduction du partage des coûts était associée à une baisse des dépenses médicales personnelles et à une amélioration de la santé mentale des personnes âgées japonaises.

Резюме

Повышение эффективности здравоохранения при сокращении участия пациентов в покрытии затрат в Японии

Цель Оценить, как сокращение участия пациентов, достигших 70-летнего возраста, в покрытии затрат на медицинское обслуживание в Японии с 30% до 10% влияет на суммы, выплачиваемые за медицинские услуги, а также на физическое и психическое здоровье.

Методы Данные для исследования получены из проведенного в 2007 г. национально-репрезентативного перекрестного анкетирования 10293 взрослых пациентов в возрасте от 64 до 75 лет. Состояние физического здоровья оценивалось при помощи теста из 16 пунктов на основании данных, предоставленных участниками, о состоянии здоровья в целом, подвижности, уходе за собой, ежедневной деятельности и болевых ощущениях. Состояние психического здоровья определялось с помощью теста из 24 пунктов, основанного на методе оценки неспецифических психических расстройств Kessler-6. Влияние сокращения участия пациентов в покрытии затрат оценивалось с использованием модели разрывной регрессии.

Результаты Для взрослых пациентов в возрасте от 70 до 75 лет, чей доход лишал их права на сокращение участия в покрытии

затрат, ни оплачиваемые пациентами расходы, ни состояние их здоровья не отличались от значений, полученных на основании тенденций, которые наблюдалась у 64-69-летних. Однако для имеющих такое право взрослых пациентов в возрасте от 70 до 75 лет оплачиваемые пациентами расходы на медицинское обслуживание были значительно ниже ($P < 0,001$), а психическое здоровье значительно лучше ($P < 0,001$) ожидаемых. Данные различия начинали резко проявляться в возрасте 70 лет. Более того, польза для психического здоровья пользовавшихся и не пользовавшихся медицинским обслуживанием лиц была сходной ($P = 0,502$ для взаимосвязи). Улучшение физического здоровья у взрослых старше 70 лет, имеющих право на сокращение участия в покрытии затрат, было более заметным чем у тех, кто такого права не имел ($P = 0,084$).

Вывод Сокращение участия в покрытии затрат продемонстрировало уменьшение оплачиваемых пациентом расходов на медицинское обслуживание, а также лучшее психическое здоровье у японцев пожилого возраста.

Resumen

Beneficios sanitarios de la participación reducida en los gastos en Japón

Objetivo Evaluar el efecto de la reducción del 30% al 10% de la participación en los gastos de asistencia sanitaria sobre los gastos médicos directos y la salud física y mental en personas mayores de 70 años en Japón.

Métodos Los datos de estudio se obtuvieron de una encuesta transversal representativa realizada a nivel nacional entre 10.293 adultos con edades comprendidas entre los 64 y los 75 años. La salud física se evaluó por medio de una escala de 16 puntos en función de los datos dados por los encuestados sobre salud general, movilidad, cuidados personales, actividades de la vida diaria y dolor. La salud mental se evaluó por medio de una escala de 24 puntos en función del instrumento Kessler-6 para la angustia psicológica no específica. El efecto de la participación reducida en los gastos se calculó utilizando un diseño de regresiones en discontinuidad.

Resultados Entre los adultos con edades comprendidas entre los 70 y 75 años, cuyos ingresos no les permitían ser seleccionados para la participación reducida en los gastos, ni los gastos directos ni los costes

sanitarios difirieron de los valores esperados en función de la tendencia observada entre los adultos con edades comprendidas entre los 64 y los 69 años. No obstante, los gastos directos fueron significativamente inferiores ($P < 0,001$) y la salud mental fue significativamente mejor ($P < 0,001$) de lo esperado entre los adultos elegibles con edades comprendidas entre los 70 y los 75 años. Estas diferencias surgieron de manera repentina a la edad de 70 años. Además, los beneficios sobre la salud mental fueron similares tanto en individuos que utilizaban los servicios de asistencia sanitaria como en aquellos que no lo hacían ($P = 0,502$ de interacción). La mejora en la salud física a partir de los 70 años en adultos elegibles para la participación reducida en los gastos mostró una tendencia superior que en los adultos no elegibles ($P = 0,084$).

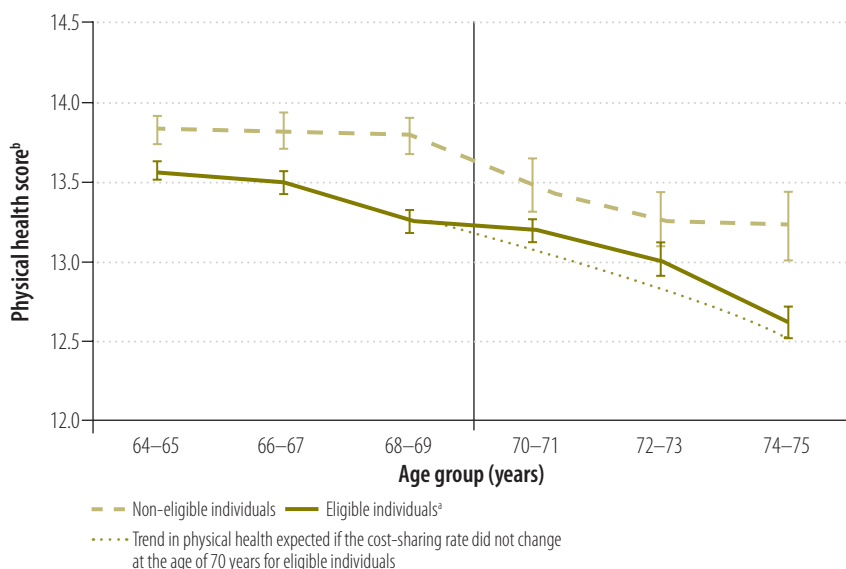
Conclusión La participación reducida en los gastos se asoció con la reducción de los gastos médicos directos y mejoró la salud mental de los adultos japoneses de mayor edad.

References

1. Newhouse JP. Medical care costs: how much welfare loss? *J Econ Perspect* 1992;6:3–21. PMID:10128078
2. Resolution WHA58.33. Sustainable health financing, universal coverage and social health insurance. In: *Fifty-eighth World Health Assembly, Geneva, 16–25 May 2005. Volume 1: Resolutions and decisions, and list of participants*. Geneva: World Health Organization; 2005 (WHA58/2005/REC/1). Available from: http://apps.who.int/gb/or/e/e_wha58r1.html [accessed 23 February 2012].
3. *Social health protection: an ILO strategy towards universal access to health care*. Geneva: International Labour Organization; 2008.
4. Garrett L, Chowdhury AMR, Pablos-Méndez A. All for universal health coverage. *Lancet* 2009;374:1294–9. doi:10.1016/S0140-6736(09)61503-8 PMID:19698983
5. Hsiao WC. Why is a systemic view of health financing necessary? *Health Aff (Millwood)* 2007;26:950–61. doi:10.1377/hlthaff.26.4.950 PMID:17630437
6. Akin J, Birdsall N, de Ferranti D. *Financing health services in developing countries: an agenda for reform*. Washington: World Bank; 1987.
7. Yates R. Universal health care and the removal of user fees. *Lancet* 2009;373:2078–81. doi:10.1016/S0140-6736(09)60258-0 PMID:19362359
8. Trivedi AN, Rakowski W, Ayanian JZ. Effect of cost sharing on screening mammography in Medicare health plans. *N Engl J Med* 2008;358:375–83. doi:10.1056/NEJMsa070929 PMID:18216358
9. McWilliams JM. Health consequences of uninsurance among adults in the United States: recent evidence and implications. *Milbank Q* 2009;87:443–94. doi:10.1111/j.1468-0009.2009.00564.x PMID:19523125
10. Masuhara H. Roujin Hoken Seido to Gairai Jushin [Health care system for older people and their physician visit] *Kikan Shakai Hoshō Kenkyū* 2004;40:266–76. Japanese
11. Levy H, Meltzer D. The Impact of health insurance on health. *Annu Rev Public Health* 2008;29:399–409. doi:10.1146/annurev.publhealth.28.021406.144042 PMID:18031224
12. Newhouse JP, Rand Corporation Insurance Experiment Group. *Free for all?: lessons from the Rand Health Insurance Experiment*. Cambridge: Harvard University Press; 1993.

13. Lostao L, Regidor E, Geyer S, Aiach P. Patient cost sharing and social inequalities in access to health care in three western European countries. *Soc Sci Med* 2007;65:367–76. doi:10.1016/j.socscimed.2007.05.001 PMID:17544192
14. McWilliams JM, Meara E, Zaslavsky AM, Ayanian JZ. Differences in control of cardiovascular disease and diabetes by race, ethnicity, and education: U.S. trends from 1999 to 2006 and effects of Medicare coverage. *Ann Intern Med* 2009;150:505–15. PMID:19380852
15. McWilliams JM, Meara E, Zaslavsky AM, Ayanian JZ. Medicare spending for previously uninsured adults. *Ann Intern Med* 2009;151:757–66. PMID:19949141
16. McWilliams JM, Zaslavsky AM, Meara E, Ayanian JZ. Impact of Medicare coverage on basic clinical services for previously uninsured adults. *JAMA* 2003;290:757–64. doi:10.1001/jama.290.6.757 PMID:12915428
17. Card D, Dobkin C, Maestas N. Does Medicare save lives? *Q J Econ* 2009;124:597–636. doi:10.1162/qjec.2009.124.2.597 PMID:19920880
18. McWilliams JM, Meara E, Zaslavsky A, Ayanian J. Health of previously uninsured adults after acquiring Medicare coverage. *JAMA* 2007;298:2886. doi:10.1001/jama.298.24.2886 PMID:18159058
19. McWilliams JM, Meara E, Zaslavsky AM, Ayanian JZ. Use of health services by previously uninsured Medicare beneficiaries. *N Engl J Med* 2007;357:143–53. doi:10.1056/NEJMs067712 PMID:17625126
20. Decker SL, Rapaport C. Medicare and inequalities in health outcomes: the case of breast cancer. *Contemp Econ Policy* 2002;20:1–11. doi:10.1093/cep/20.1.1
21. Fukawa T. *Public health insurance in Japan*. Washington: World Bank Institute; 2002.
22. *OECD health data 2010: statistics and indicators*. Paris: Organisation for Economic Co-operation and Development; 2010.
23. Wagstaff A. *Health systems in East Asia: What can developing countries learn from Japan and the Asian Tigers?* Washington: World Bank; 2005 (World Bank Policy Research Working Paper 3790).
24. *70 saidai zenhan no hihokensha nado ni kakaru ichibu huta kin nado no keigen tokurei sochi jishhi youkou" no ichibu kaisei ni tsuite [Notice on the partial amendment of the implementation guidance of the special procedure of lowering the out-of-pocket expenditure among insured people aged 70–74]*. Tokyo: Ministry of Health, Labour, and Welfare; 2010. Available from: http://www.who.int/mhlw.go.jp/cgi-bin/t_docframe.cgi?MODE=tsuchi&DMODE=CONTENTS&SMODE=NORMAL&KEYWORD=&EFSNO=15154 [accessed 12 January 2012]. Japanese.
25. *Kokumin seikatsu kiso chosa [Comprehensive survey of the living conditions of people on health and welfare]*. Tokyo: Ministry of Health, Labour, and Welfare; 2007. Japanese.
26. Noguchi H.. *Shakai keizai teki youin to kenko tono ingasei ni taisuru kousaru [Causal inference between socio-economic factors and health]*. *Quart Soc Security Res* 2011;46:6. Japanese
27. Nishi A, Noguchi H, Hashimoto H, Tamiya N. Scale development of health status for secondary data analysis using a nationally representative survey. *Environ Health Prev Med* 2011. Forthcoming.
28. Kessler RC, Green JG, Gruber MJ, Sampson NA, Bromet E, Cuitan M et al. Screening for serious mental illness in the general population with the K6 screening scale: results from the WHO World Mental Health (WMH) survey initiative. *Int J Methods Psychiatr Res* 2010;19(Suppl 1):4–22. doi:10.1002/mpr.310 PMID:20527002
29. Furukawa TA, Kawakami N, Saitoh M, Ono Y, Nakane Y, Nakamura Y et al. The performance of the Japanese version of the K6 and K10 in the World Mental Health Survey Japan. *Int J Methods Psychiatr Res* 2008;17:152–8. doi:10.1002/mpr.257 PMID:18763695
30. Sakurai K, Nishi A, Kondo K, Yanagida K, Kawakami N. Screening performance of K6/K10 and other screening instruments for mood and anxiety disorders in Japan. *Psychiatry Clin Neurosci* 2011;65:434–41. doi:10.1111/j.1440-1819.2011.02236.x PMID:21851452
31. Kessler RC, Barker PR, Colpe LJ, Epstein JF, Gfroerer JC, Hiripi E et al. Screening for serious mental illness in the general population. *Arch Gen Psychiatry* 2003;60:184–9. doi:10.1001/archpsyc.60.2.184 PMID:12578436
32. Imbens G, Lemieux T. Regression discontinuity designs: a guide to practice. *J Econometrics* 2008;142:615–35. doi:10.1016/j.jeconom.2007.05.001
33. King G, Honaker J, Joseph A, Scheve K. Analyzing incomplete political science data: an alternative algorithm for multiple imputation. *Am Polit Sci Rev* 2001;95:49–69.
34. Zeger SL, Liang KY. Longitudinal data analysis for discrete and continuous outcomes. *Biometrics* 1986;42:121–30. doi:10.2307/2531248 PMID:3719049
35. Imai K, King G, Lau O. *Zelig: everyone's statistical software* [Internet]. Cambridge: Harvard University, 2007. Available from: <http://gking.harvard.edu/zelig> [accessed 12 January 2012].
36. Trivedi AN, Moloo H, Mor V. Increased ambulatory care copayments and hospitalizations among the elderly. *N Engl J Med* 2010;362:320–8. doi:10.1056/NEJMs0904533 PMID:20107218
37. *Zenkoku Shohi Jittai Chosa [Family Income and Expenditure Survey]*. Tokyo: Ministry of Internal Affairs and Communications-Statistics Bureau; 2004. Japanese.
38. *Global health risks; mortality and burden of disease attributable to selected major risks*. Geneva: World Health Organization; 2009. Available from: http://www.who.int/healthinfo/global_burden_disease/GlobalHealthRisks_report_full.pdf [accessed 12 January 2012].
39. Drummond MF, Sculpher MJ, Torrance GW, O'Brien BJ, Stoddard GL. *Methods for the economic evaluation of health care programmes*. 3rd ed. Oxford: Oxford University Press; 2005.
40. Tsuchiya A. QALYs and ageism: philosophical theories and age weighting. *Health Econ* 2000;9:57–68. doi:10.1002/(SICI)1099-1050(200001)9:1<57::AID-HEC484>3.0.CO;2-N PMID:10694760
41. Carrin G, Mathauer I, Xu K, Evans DB. Universal coverage of health services: tailoring its implementation. *Bull World Health Organ* 2008;86:857–63. doi:10.2471/BLT.07.049387 PMID:19030691
42. Xu K, Evans DB, Carrin G, Aguilar-Rivera AM, Musgrove P, Evans T. Protecting households from catastrophic health spending. *Health Aff (Millwood)* 2007;26:972–83. doi:10.1377/hlthaff.26.4.972 PMID:17630440
43. Frenk J. Strengthening health systems to promote security. *Lancet* 2009;373:2181–2. doi:10.1016/S0140-6736(09)60002-7 PMID:19150131
44. CBnews [Internet]. Government policy on copayment of people age 70–74 for next year. Tokyo: Career Brain; 2011. Japanese. Available from: <http://news.cabrain.net/article/newsld/36222.html?sessionid=B5302A6CCDB7A2E6A29B5DF3BB050275> [accessed 12 January 2012].
45. Serumaga B, Ross-Degnan D, Avery AJ, Elliott RA, Majumdar SR, Zhang F et al. Effect of pay for performance on the management and outcomes of hypertension in the United Kingdom: interrupted time series study. *BMJ* 2011;342:d108. doi:10.1136/bmj.d108 PMID:21266440
46. Wagner AK, Soumerai SB, Zhang F, Ross-Degnan D. Segmented regression analysis of interrupted time series studies in medication use research. *J Clin Pharm Ther* 2002;27:299–309. doi:10.1046/j.1365-2710.2002.00430.x PMID:12174032

Fig. 2. Effect of reduced cost sharing at age 70 years^a on physical health,^b Japan, 2007

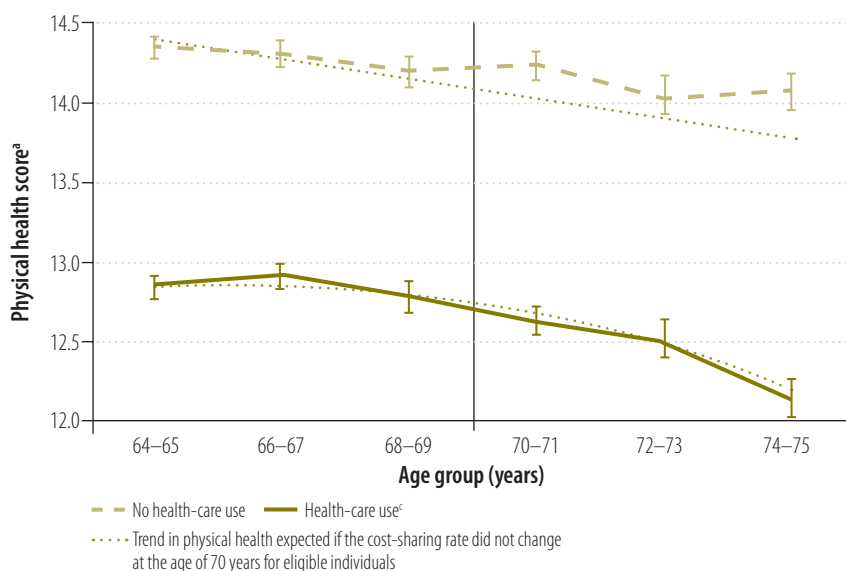


The vertical bars represent standard errors.

^a The cost-sharing rate decreased from 30% to 10% at the age of 70 years for eligible individuals, who had an annual taxable income under 12 000 United States dollars (US\$).

^b Physical health status was evaluated on a scale of 0 to 16 points and was calculated as described in a footnote to Table 1.

Fig. 6. Effect of reduced cost sharing at age 70 years on the physical health^a of eligible individuals^b using and not using health-care,^c Japan, 2007



The vertical bars represent standard errors.

^a Physical health status was evaluated on a scale of 0 to 16 points and was calculated as described in a footnote to Table 1.

^b The cost-sharing rate decreased from 30% to 10% at the age of 70 years for eligible individuals, who had an annual taxable income under 12 000 United States dollars (US\$).

^c Health-care use reported at the time of the 2007 Comprehensive Survey of People's Living Conditions.