

Quality of Life Assessment in Male Patients with Androgenetic Alopecia: Result of a Prospective, Multicenter Study

Sung-Hyub Han, M.D., Ji-Won Byun, M.D., Won-Soo Lee, M.D., Ph.D.¹, Hoon Kang, M.D., Ph.D.², Yong-Chul Kye, M.D., Ph.D.³, Ki-Ho Kim, M.D., Ph.D.⁴, Do-Won Kim, M.D., Ph.D.⁵, Moon-Bum Kim, M.D., Ph.D.⁶, Seong-Jin Kim, M.D., Ph.D.⁷, Hyung-Ok Kim, M.D., Ph.D.², Woo-Young Sim, M.D., Ph.D.⁸, Tae-Young Yoon, M.D., Ph.D.⁹, Chang-Hun Huh, M.D., Ph.D.¹⁰, Seung-Sik Hwang, M.D., Ph.D.¹¹, Byung-In Ro, M.D., Ph.D.¹², Gwang-Seong Choi, M.D., Ph.D.

Department of Dermatology, Inha University School of Medicine, Incheon, ¹Department of Dermatology and Institute of Hair and Cosmetic Medicine, Yonsei University Wonju College of Medicine, Wonju, Department of Dermatology, ²The Catholic University of Korea School of Medicine, Seoul, ³Korea University School of Medicine, Seoul, ⁴Dong-A University School of Medicine, Busan, ⁵Kyungpook National University School of Medicine, Daegu, ⁶Pusan National University School of Medicine, Busan, ⁷Chonnam National University School of Medicine, Gwangju, ⁸Kyung Hee University School of Medicine, Seoul, ⁹Chungbuk National University School of Medicine, Cheongju, ¹⁰Seoul National University School of Medicine, Seoul, ¹¹Department of Social and Preventive Medicine, Inha University School of Medicine, Incheon, ¹²Department of Dermatology, Gwandong University School of Medicine, Gangneung, Korea

Background: Androgenetic alopecia (AGA) is a common hair loss disease with genetic predisposition among men and women, and it may commence at any age after puberty. It may significantly affect a variety of psychological and social aspects of one's life and the individual's overall quality of life (QoL). **Objective:** This study aimed to investigate the QoL of AGA patients and discover the factors that can influence the QoL of AGA patients, including previous experience in non-medical hair care, reasons for hospital visits, age, duration, and the severity of AGA. **Methods:** A total of 998 male patients with AGA were interviewed, using the Hair Specific Skindex-29 to evaluate the QoL of AGA patients. **Results:** The results of the Hair Specific Skindex-29 on patients with AGA were as follows: symptom scale: 26.3 ± 19.5 , function scale: 24.0 ± 20.1 , emotion scale:

32.1 ± 21.8 , and global score: 27.3 ± 19.1 . According to this assessment, QoL was more damaged if the patient had severe alopecia, a longer duration of AGA, younger age, had received previous non-medical hair care, and visited the hospital for AGA treatment. **Conclusion:** This study showed that AGA could harmfully affect the patients' QoL. These findings indicate that dermatologists should address these QoL issues when treating patients with alopecia. (*Ann Dermatol* 24(3) 311 ~ 318, 2012)

-Keywords-

Alopecia, Androgenetic, Quality of life

INTRODUCTION

Medically, alopecia is viewed as a relatively mild dermatological condition. However, those suffering from the condition feel that alopecia is a serious condition with major distress on life and how other people view them¹. As hair is an important component of identity and self-image, patients with androgenetic alopecia (AGA) may experience a distorted body image and negative feelings of social disadvantages²⁻⁶. Notably, even clinically imperceptible hair loss has been correlated with a decreased quality of life (QoL)^{7,8}. Furthermore, Reid et al.⁷ demon-

Received December 27, 2010, Revised September 7, 2011, Accepted for publication September 14, 2011

Corresponding author: Gwang-Seong Choi, M.D., Ph.D., Department of Dermatology, Inha University School of Medicine, 7-206 Downon-ro, Jung-gu, Incheon 400-711, Korea. Tel: 82-32-890-2238, Fax: 82-32-890-2236, E-mail: garden@inha.ac.kr

This is an Open Access article distributed under the terms of the Creative Commons Attribution Non-Commercial License (<http://creativecommons.org/licenses/by-nc/3.0>) which permits unrestricted non-commercial use, distribution, and reproduction in any medium, provided the original work is properly cited.

strated that patients may rate their hair loss as more severe than dermatologists. Consequently, understanding the psychosocial concern and QoL of patients with AGA has become a matter of great concern.

The aim of this study was to investigate the clinical and previous treatment factors, such as previous non-medical hair care experiences, reasons for hospital visits, age, duration, and severity of AGA, which can affect the QoL of AGA patients.

MATERIALS AND METHODS

Patients

In total, 998 male patients over the age of eighteen years were enrolled in the study from the dermatology departments of thirteen university hospitals in South Korea. Participants in this study were diagnosed with AGA by two independent dermatologists between March and April 2009. They included patients who visited a hospital for the treatment of alopecia and who visited a hospital for

the treatment of other diseases, but showed clinical hair loss, which was sufficient enough to diagnose with alopecia. All patients were mentally and physically healthy. Patients with severe seborrheic dermatitis, alopecic disease, except for androgenic alopecia, and scalp disorders, such as scalp psoriasis and infection were excluded. Patients taking specific drugs, which can cause alopecia, such as corticosteroids, vascular dilators, antihypertensives, anti-convulsants, β -receptor blockers, bronchodilators, diuretics, spironolactone, cimetidine, diazoxide, cyclosporine and ketoconazole, over the previous 6 months, were also excluded. All patients provided written informed consent before participation, and this study was approved by the ethics committee of the Korean Hair Research Society.

Measures

1) Assessment of clinical characteristics

Patients were instructed to answer questions, such as previous experience in non-medical hair care and satisfaction ratings for the care, reasons for hospital visits, age, duration, and severity of AGA. Non-medical hair care includes hair cosmetics, shampoo, dietary therapy, hair massage and herbal therapy. Patients rated the satisfaction

Table 1. Hair Specific Skindex-29

1. My scalp hurts (Sx).
2. My alopecia affects how well I sleep (Fx).
3. I worry that my alopecia may be serious (Em).
4. My alopecia makes it hard to work or do hobbies (Fx).
5. My alopecia affects my social life (Fx).
6. My alopecia makes me feel depressed (Em).
7. My scalp burns or stings (Sx).
8. I tend to stay at home because of my alopecia (Fx).
9. I worry about getting scars from my alopecia (Em).
10. My scalp itches (Sx).
11. My alopecia affects how close I can be with those I love (Fx).
12. I am ashamed of my alopecia (Em).
13. I worry that my alopecia may get worse (Em).
14. I tend to do things by myself because of my alopecia (Fx).
15. I am angry about my alopecia (Em).
16. Water bothers my scalp (bathing, washing hands) (Sx).
17. My alopecia makes showing affection difficult (Fx).
18. My scalp is irritated (Sx).
19. My alopecia affects my interactions with others (Fx).
20. I am embarrassed by my alopecia (Em).
21. My alopecia is a problem for the people I love (Fx).
22. I am frustrated by my alopecia (Em).
23. My scalp is sensitive (Sx).
24. My alopecia affects my desire to be with people (Fx).
25. I am humiliated by my alopecia (Em).
26. My scalp bleeds (Sx).
27. I am annoyed by my alopecia (Em).
28. My alopecia interferes with my sex life (Fx).
29. My alopecia makes me tired (Fx).

Item 18 was not included in the scoring instrument. Sx: symptom, Fx: function, Em: emotion.

Table 2. Clinical characteristics of patients with androgenetic alopecia

Characteristic	Value
Previous non-medical care history	
Presence	138 (13.8)
Absence	860 (86.2)
Reason for hospital visit	
Treatment for alopecia	432 (43.3)
Treatment for other disease	566 (56.7)
Age	
≤ 30 years	265 (26.6)
31 ~ 50 years	467 (46.8)
> 50 years	266 (26.6)
	41.7 \pm 11.0
Duration of alopecia	
≤ 1 year	264 (26.5)
1 ~ 5 years	432 (43.3)
> 5 years	302 (30.2)
	6.23 \pm 5.5
Severity of alopecia	
Mild	600 (60.1)
Severe	398 (39.9)
Satisfaction of previous non-medical care (138 patients)	
0 ~ 3	74 (54)
4 ~ 6	47 (34)
7 ~ 10	17 (12)

Values are presented as number (%) or mean \pm standard deviation.

of non-medical hair care (10-point scale, where 0= ineffective result and 10=very effective). The reasons for hospital visits were divided into two categories, as treatment for alopecia and treatment for other skin diseases. To investigate the relationship between age and patient's QoL, the patients were separated into three groups: a group aged less than 30 years old, a group aged between 30 and 50 years old, and a group aged over 50 years old. The duration of AGA was separated into three groups: less than one year of alopecia, 1 to 5 years of alopecia, and exceeding 5 years of alopecia. Two board-certified dermatologists completed a severity of AGA questionnaire and rated the severity (2-point scale, where 1=mild and 2=severe) of patients with both clinically apparent and clinically imperceptible hair loss. Severity of AGA was assessed using a basic and specific (BSAP) classification. It was classified as either 'mild' or 'severe'⁹. BASP scale M1, M2, C1, V1, and F1 were recorded as 'mild', and BASP scale M3, C2, C3, U1, U2, U3, V2, V3, F2, and F3 were recorded as 'severe'.

2) Assessment of the QoL using the Hair-Specific Skindex-29

The Skindex-29 scale, which was originally developed by Chren et al.¹⁰, was modified to assess the QoL of patients with AGA. The words 'skin' and 'skin condition' on the Skindex-29 were changed to 'scalp' or 'AGA', respectively, and the Skindex-29 itself was renamed as the Hair Specific Skindex-29 (Table 1). This questionnaire consisted of three kinds of scales: a symptom scale (7 items), a function scale (12 items), and an emotion scale (10 items). Patients answered each question with a number ranging from 0 (never bothered) to 5 (always bothered). Answers to each item were transformed to a linear scale, ranging from 0 (never bothered) to 100 (always bothered). A scale score was the average score from the responded items and a global score was the mean of the sums of each scale. A high score indicates severely impaired QoL, and a low score reflects mild damage in the QoL.

Table 3. Correlation between single variables and quality of life

Previous non-medical hair care	Presence Median (p25~p75)	Absence Median (p25~p75)	p-value	
Symptom	29.35 (14.29~42.86)	25.84 (8.93~39.29)	*	
Function	28.55 (14.58~41.67)	23.26 (4.17~38.54)	**	
Emotion	38.42 (25.12~50.01)	31.04 (12.51~47.52)	***	
Reason for hospital visit	Alopecia Median (p25~p75)	Other disease Median (p25~p75)	p-value	
Symptom	25.84 (11.25~40.16)	26.69 (10.93~38.31)	0.96	
Function	25.78 (12.52~39.78)	22.62 (4.58~37.15)	*	
Emotion	36.77 (24.25~47.87)	28.47 (12.76~40.92)	***	
Age	≤30 years Median (p25~p75)	31~50 years Median (p25~p75)	>50 years Median (p25~p75)	p-value
Symptom	30.06 (10.71~46.86)	27.72 (10.14~42.71)	24.18 (7.71~35.43)	**
Function	27.57 (8.25~45.51)	24.85 (6.17~37.42)	21.57 (4.33~35.83)	**
Emotion	39.34 (20.01~52.56)	31.24 (12.71~47.12)	29.77 (10.53~45.5)	***
Duration	≤1 year Median (p25~p75)	1~5 years Median (p25~p75)	>5 years Median (p25~p75)	p-value
Symptom	21.72 (7.14~35.71)	25.36 (10.71~39.29)	29.44 (10.71~42.86)	***
Function	16.93 (2.08~29.17)	22.84 (6.25~35.41)	28.35 (10.42~45.83)	***
Emotion	26.06 (5.12~42.5)	31.93 (15.11~47.5)	34.67 (15.12~52.5)	***
Severity	Mild Median (p25~p75)	Severe Median (p25~p75)	p-value	
Symptom	24.96 (7.14~39.29)	28.39 (10.71~42.86)	*	
Function	21.41 (4.17~35.42)	27.88 (12.5~43.75)	***	
Emotion	30.29 (10.31~47.5)	34.74 (20.12~50.1)	**	

* $p < 0.05$, ** $p < 0.01$, *** $p < 0.001$.

Statistical analysis

To evaluate the correlation between clinical aspects and previous treatment history, and QoL, two methods were used for statistical analysis. First, the Wilcoxon Rank Sum test was used to analyse the clinical parameters, including the previous experience in non-medical hair care, reasons for hospital visits and severity of AGA affecting the value of hair-specific Skindex-29. Secondly, a Kruskal Wallis test

was used to examine the effect of age and duration of AGA, which were classified into three groups on QoL of AGA patients. Multiple linear regression analyses were conducted to determine the statistical predictors of QoL, controlling for demographics and disease factors. Stata version 10.1 (StataCorp LP, College Station, TX, USA) was used for all statistical analyses and only p -values less than 0.05 were considered statistically significant.

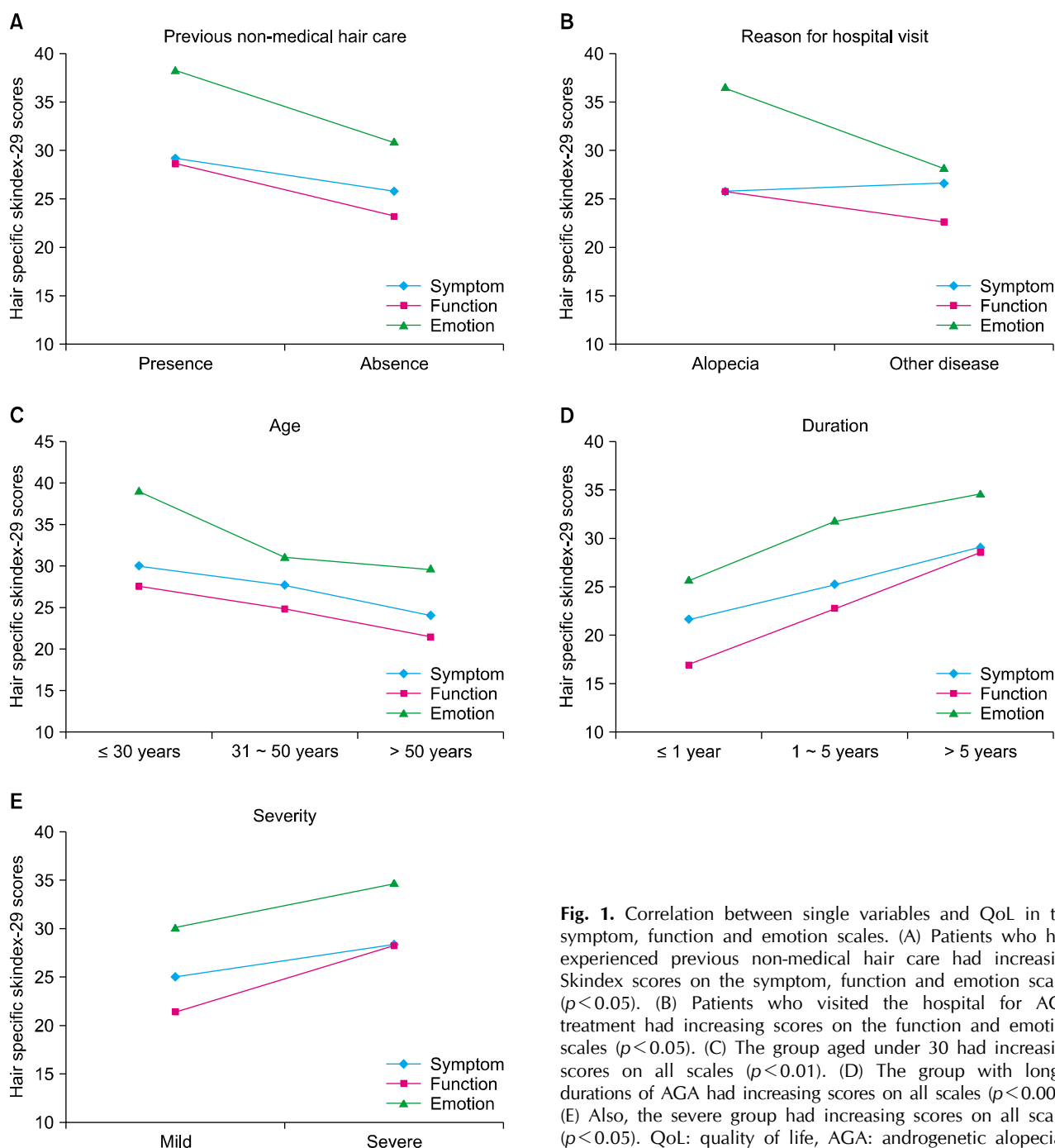


Fig. 1. Correlation between single variables and QoL in the symptom, function and emotion scales. (A) Patients who had experienced previous non-medical hair care had increasing Skindex scores on the symptom, function and emotion scales ($p < 0.05$). (B) Patients who visited the hospital for AGA treatment had increasing scores on the function and emotion scales ($p < 0.05$). (C) The group aged under 30 had increasing scores on all scales ($p < 0.01$). (D) The group with longer durations of AGA had increasing scores on all scales ($p < 0.001$). (E) Also, the severe group had increasing scores on all scales ($p < 0.05$). QoL: quality of life, AGA: androgenetic alopecia.

RESULTS

Clinical characteristics of patients with AGA

Among the 998 patients, 138 patients (13.8%) experienced previous non-medical hair care. Non-medical hair care included hair cosmetics (57.2%), shampoo (15%), dietary therapy (14.8%), hair massage (7.2%) and herbal therapy (2.1%). Seventy four patients (54%) were dissatisfied, and 17 patients were satisfied with the non-medical hair care methods used. The causes for low satisfaction include a low effect (below expectations) (63%), high costs (22.2%), and a requirement of long-term treatment (13.6%). Four hundred and thirty two of the enrolled patients (43.3%) visited the hospital to treat their alopecia. The mean age of patients with AGA was 41.7 years (standard deviation [SD] \pm 5.5). Six hundred of the enrolled patients (60.1%) had a mild severity score, and 398 patients (39.9%) had a severe severity score (Table 2).

Hair Specific Skindex-29 scores in patients with AGA

The mean global Hair Specific Skindex-29 score of the AGA patients was 27.3 (SD \pm 19.1). The symptom scale score was 26.3 (SD \pm 19.5), the function scale score was 24.0 (SD \pm 20.1) and emotion scale score was 32.1 (SD \pm 21.8).

Relationship between clinical profiles and QoL using Hair Specific Skindex-29

The QoL of patients with AGA was analyzed using several factors, including previous experience in non-medical hair care, reasons for hospital visits, age, duration, and the severity of AGA. Patients who had experienced previous non-medical hair care had higher Skindex scores on the symptom, function and emotion scales ($p < 0.05$). Patients who visited the hospital for AGA treatment had higher scores on the function and emotion scales ($p < 0.05$). The group aged under 30 had higher scores on all scales ($p < 0.01$). The group with longer durations of AGA were more bothered and had a poor QoL ($p < 0.001$). Also, the severe group had higher scores on all scales ($p < 0.05$) (Table 3, Fig. 1).

The function and emotion scales of Hair Specific Skindex-29 correlated with all the clinical profiles, including previous experience in non-medical hair care, hospital visits to treat AGA, younger age, a longer duration of AGA and a severe AGA ($p < 0.05$). The symptom scale correlated with only the previous experience in non-medical hair care, younger age and a longer duration of AGA ($p < 0.05$) (Table 4, Fig. 2).

The global Hair Specific Skindex-29 significantly correlated with all those profiles.

Of special note, patients with a longer duration of AGA

Table 4. Correlation between variables and QoL in each scale

Scale	Variables	β	t	p-value
Symptom	History of non-medical hair care	1.4	2.14	*
	Hospital visit for AGA treatment	-0.6	-0.84	0.40
	Younger age	-1.8	-2.20	**
	Longer duration of alopecia	4.6	6.31	***
	Severe AGA	0.8	1.18	0.24
Function	History of non-medical hair care	1.6	2.64	*
	Hospital visit for AGA treatment	1.4	2.28	*
	Younger age	-1.8	-2.12	**
	Longer duration of alopecia	4.8	7.03	***
	Severe AGA	1.9	2.68	**
Emotion	History of non-medical hair care	1.8	2.89	**
	Hospital visit for AGA treatment	3.9	4.75	***
	Younger age	-4.2	-4.99	***
	Longer duration of alopecia	5.2	6.56	***
	Severe AGA	1.4	2.21	*
Global	History of non-medical hair care	4.4	2.45	*
	Hospital visit for AGA treatment	2.7	2.08	*
	Younger age	-2.7	-2.63	**
	Longer duration of alopecia	5.3	5.42	***
	Severe AGA	3.8	2.82	**

$R^2=0.15$ for symptom scale; $R^2=0.18$ for function scale; $R^2=0.19$ for emotion scale. QoL: quality of life, β : standardized coefficients, AGA: androgenetic alopecia. * $p < 0.05$, ** $p < 0.01$, *** $p < 0.001$.

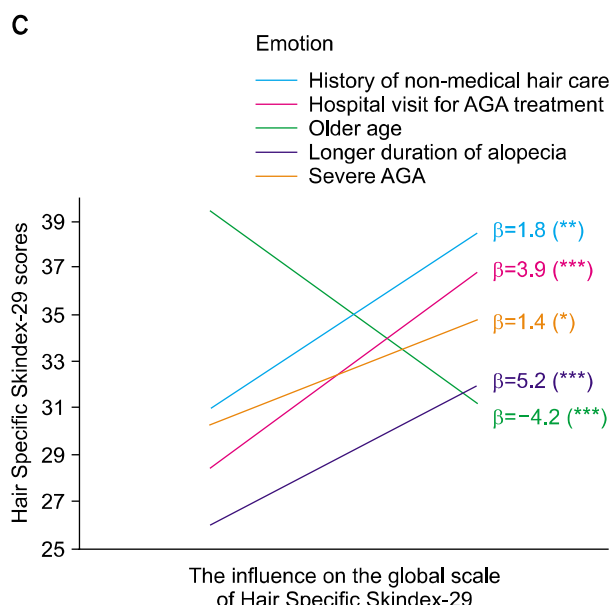
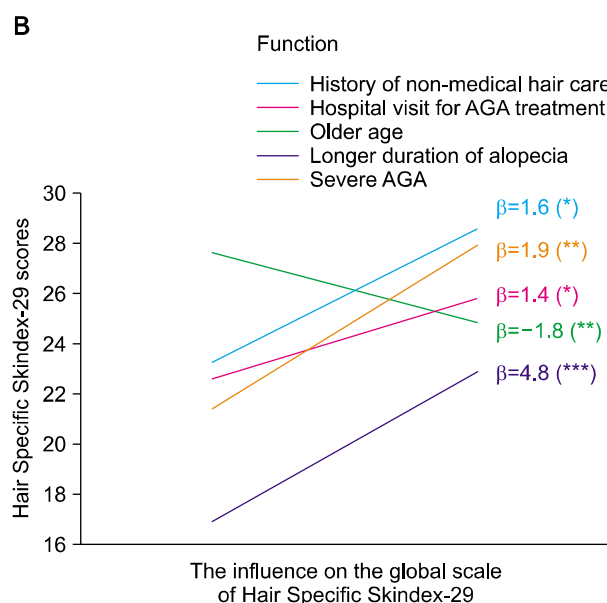
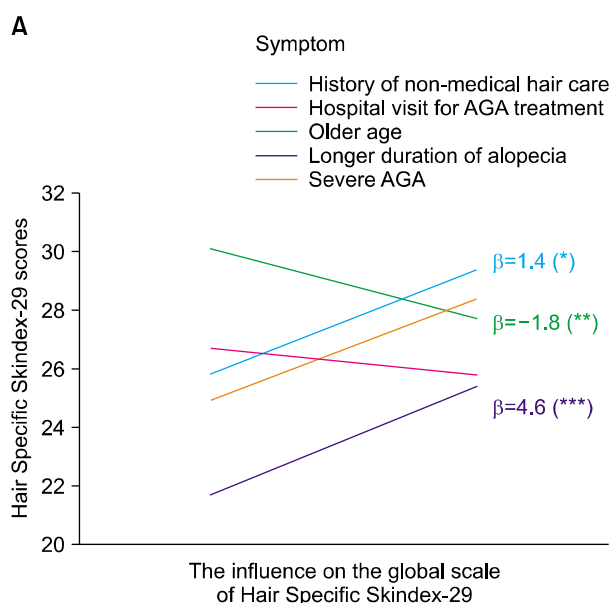


Fig. 2. Correlation between variables and QoL in the symptom, function and emotion scales. (A) The symptom scale correlated with only previous experience in non-medical hair care, younger age and a longer duration of AGA ($p < 0.05$). (B, C) The function and emotion scales of Hair Specific Skindex-29 correlated with all the clinical profiles, including previous experience in non-medical hair care, hospital visits to treat AGA, younger age, a longer duration of AGA and severe AGA ($p < 0.05$). Especially, patients with a longer duration of AGA showed the most highest level of β in all scale ($p < 0.001$). It result demonstrates that a longer duration of AGA is determined to be strongly correlated with poorer QoL. QoL: quality of life, AGA: androgenetic alopecia.

showed a prominent increase in the global score. ($p < 0.001$) (Table 4). As shown in Fig. 3, QoL was poor in patients below the age of 30, and it was improved in patients between the ages of 31 and 50. However, QoL showed a decrease in patients over the age of 50, and this implies that the older the patient's age, the longer the duration of AGA and the greater the accumulated psychosocial distress.

DISCUSSION

Patients with AGA are significantly affected with self-image satisfaction, with potentially adverse psychosocial factors and with negative impact on a patient's QoL¹¹. Alopecia

has many known psychosocial complications, including depression, low self-esteem, an altered self-image, and less frequent social engagement^{7,11}. Therefore, it has been suggested that physicians should address these psychosocial and QoL issues when treating patients with alopecia¹². Although the Hairdex index was designed by Fischer et al.¹³, it is in limited use and is hard to utilize when comparing QoL of alopecia patients with patients that have other skin diseases. Therefore, we modified some terminology of the Skindex-29 to 'alopecia' or 'scalp', and then renamed it as the Hair Specific Skindex-29. For atopic dermatitis, psoriasis and acne, the Skindex scale is a validated, reliable, sensitive, and specific measure of how bothered patients are by their dermatologic conditions¹⁴.

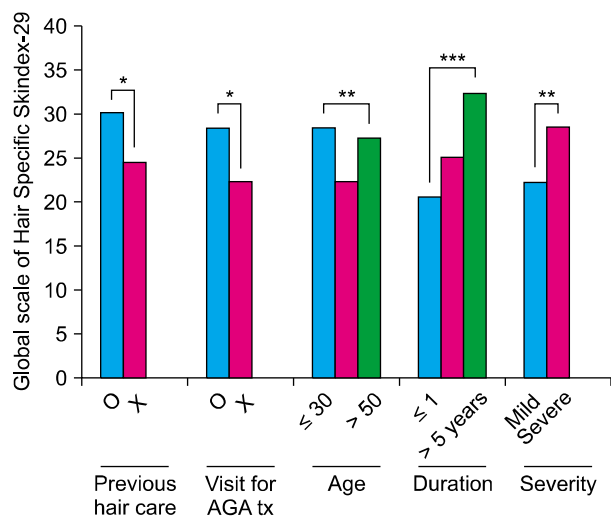


Fig. 3. Global scale of Hair Specific Skindex-29. The results of the Hair Specific Skindex-29 on patients with AGA were as follows: QoL was more damaged if the patient had received previous non-medical hair care, visited the hospital for AGA treatment, younger age, a longer duration of AGA, and had severe alopecia (* $p < 0.05$, ** $p < 0.01$, *** $p < 0.001$). AGA: androgenetic alopecia, QoL: quality of life, tx: treatment.

However, a Skindex score has not been validated for use in AGA. Despite the widely reported psychosocial consequences of alopecia, each researcher used different kinds of tools, such as the Skindex-16, the Skindex-29, and the Dermatology Life Quality index and the brief COPE. Among those tools, the Skindex scale was recently used to measure the QoL of patients with hair loss⁷. Reid et al.⁷ demonstrated a relationship between hair loss and QoL, using the Skindex protocol. Also, the terms 'skin' and 'skin condition', used on the Skindex-29 scale, seemed to be confusing to patients who showed hair loss only on the scalp. Therefore, we suggest and hope that the Hair Specific Skindex-29 is used as a variant tool of the Skindex-29, and to be used to evaluate the QoL of patients with alopecia.

According to Kim et al.¹⁵, Korean patients with AGA receive incorrect information on the alopecia treatment. Furthermore, 60.9 percent of them use inappropriate, non-medical hair care products, and rarely get satisfaction; the current study was consistent with the previous findings¹⁶. AGA may have a marked psychosocial impact, in which the patients may seek inappropriate and unproven therapies that are available in nonmedical settings, often at great expense to the consumer¹⁷. Therefore, it is necessary to provide patients with correct information that is medically approved.

In regards to QoL in patients with AGA, experience in previous non-medical hair care, hospital visits for AGA

treatment, young age, longer duration of AGA, and severe AGA were determined to be strongly correlated with poorer QoL. Patients with previous experiences in non-medical hair care and hospital visits for AGA treatment tend to perceive their hair loss as worse. Furthermore, these findings demonstrate that patients' QoL are strongly and reliably correlated with the patient's perception of AGA. These results are in accordance with the findings by Cash¹⁶ in that persons seeking AGA treatment experienced more psychosocial impairment and substantial distress than the male controls.

Not surprisingly, patients of younger age and longer durations of AGA had a decreased QoL. Physical appearance is extremely important to most young men, and early onset of hair loss can have a definite negative effect on self-image and self-esteem. Low self-esteem makes life difficult when finding life partners and employment¹⁸. This result suggests that a longer duration of AGA may result in more severe hair loss, but tolerance of alopecia does not occur.

In conclusion, the strong relation found between patients' perception about their condition and the severity of AGA and patients' QoL in the current study suggests that patients with AGA have significantly decreased QoL. However, few studies have investigated therapeutic or supportive treatments that might improve their QoL. It is important that physicians consider the psychosocial impact of AGA on diverse areas of patient's lives. Physicians need to offer relevant treatment not just for hair loss, but for their emotional distress to AGA and functional consequences on their everyday lives. Our findings have implications for the treatment of patients diagnosed with AGA. Upon initial visit, the Hair Specific Skindex-29 questionnaire was given to each patient. Patients, with a low score of QoL were medically treated, but patients with higher scores of QoL might need both medical treatment and psychotherapy, as well. Further research is needed to better understand the effects of AGA and to improve treatment on self-image, psychological functioning and QoL.

ACKNOWLEDGMENT

This study was supported by the Hair Research Grant of the Korean Dermatological Association.

REFERENCES

1. Cartwright T, Endean N, Porter A. Illness perceptions, coping and quality of life in patients with alopecia. *Br J Dermatol* 2009;160:1034-1039.

2. van der Donk J, Passchier J, Dutree-Meulenberg RO, Stolz E, Verhage F. Psychologic characteristics of men with alopecia androgenetica and their modification. *Int J Dermatol* 1991; 30:22-28.
3. Maffei C, Fossati A, Rinaldi F, Riva E. Personality disorders and psychopathologic symptoms in patients with androgenetic alopecia. *Arch Dermatol* 1994;130:868-872.
4. Rushton DH. Androgenetic alopecia in men: the scale of the problem and prospects for treatment. *Int J Clin Pract* 1999; 53:50-53.
5. Passchier J. Quality of life issues in male pattern hair loss. *Dermatology* 1998;197:217-218.
6. Girman CJ, Rhodes T, Lilly FR, Guo SS, Siervogel RM, Patrick DL, et al. Effects of self-perceived hair loss in a community sample of men. *Dermatology* 1998;197:223-229.
7. Reid EE, Haley AC, Borovicka JH, Rademaker A, West DP, Colavincenzo M, et al. Clinical severity does not reliably predict quality of life in women with alopecia areata, telogen effluvium, or androgenic alopecia. *J Am Acad Dermatol* 2012;66:e97-102.
8. Prinsen CA, Lindeboom R, Sprangers MA, Legierse CM, de Korte J. Health-related quality of life assessment in dermatology: interpretation of Skindex-29 scores using patient-based anchors. *J Invest Dermatol* 2010;130:1318-1322.
9. Lee WS, Ro BI, Hong SP, Bak H, Sim WY, Kim do W, et al. A new classification of pattern hair loss that is universal for men and women: basic and specific (BASP) classification. *J Am Acad Dermatol* 2007;57:37-46.
10. Chren MM, Lasek RJ, Flocke SA, Zyzanski SJ. Improved discriminative and evaluative capability of a refined version of Skindex, a quality-of-life instrument for patients with skin diseases. *Arch Dermatol* 1997;133:1433-1440.
11. Cash TF. The psychosocial consequences of androgenetic alopecia: a review of the research literature. *Br J Dermatol* 1999;141:398-405.
12. Schmidt S, Fischer TW, Chren MM, Strauss BM, Elsner P. Strategies of coping and quality of life in women with alopecia. *Br J Dermatol* 2001;144:1038-1043.
13. Fischer TW, Schmidt S, Strauss B, Elsner P. Hairdex: a tool for evaluation of disease-specific quality of life in patients with hair diseases. *Hautarzt* 2001;52:219-227.
14. Chren MM, Lasek RJ, Sahay AP, Sands LP. Measurement properties of Skindex-16: a brief quality-of-life measure for patients with skin diseases. *J Cutan Med Surg* 2001;5:105-110.
15. Kim HJ, Sim WY, Song JY. Assessment of the characteristics of illness behavior and quality of life in patients with androgenetic alopecia. *Korean J Dermatol* 2001;39:1094-1099.
16. Cash TF. The psychological effects of androgenetic alopecia in men. *J Am Acad Dermatol* 1992;26:926-931.
17. Drake LA, Dinehart SM, Farmer ER, Goltz RW, Graham GF, Hordinsky MK, et al. Guidelines of care for androgenetic alopecia. *J Am Acad Dermatol* 1996;35:465-468.
18. Price VH. Androgenetic alopecia in adolescents. *Cutis* 2003;71:115-121.