

Design Scheme of New Tetragonal Heusler Compounds for Spin-Transfer Torque Applications and its Experimental Realization

Jürgen Winterlik, Stanislav Chadov, Arunava Gupta, Vajiheh Alijani, Teuta Gasi, Kai Filsinger, Benjamin Balke, Gerhard H. Fecher, Catherine A. Jenkins, Frederick Casper, Jürgen Kübler, Guo-Dong Liu, Li Gao, Stuart S. P. Parkin, and Claudia Felser*

Heusler compounds represent a remarkable class of materials with more than 1500 members. While they have been known for a long time,^[1] it is only in recent years that a wide range of their extraordinary functionalities, including half-metallic high-temperature ferri- and ferromagnets,^[2] multiferroic shape memory alloys,^[3–5] and topological insulators,^[6–8] have attracted significant attention for spintronics,^[9] energy technologies,^[10,11] and magnetocaloric applications.^[12] One of the most recent advances has been the identification of the tetragonal Heusler compound Mn_3Ga for spin-transfer torque (STT) applications.^[13,14] Current development of efficient spintronic devices is focused on exploiting the STT phenomenon for non-volatile memory and logic devices. The primary advantage of STT as compared to conventional field-induced switching is the significant downscaling of the device dimensions, compatible with

the needs for next-generation memory and logic devices, with reduced power consumption.^[15]

The requirements, especially on the material used as the switching element in spin-transfer torque devices are quite stringent. The major challenge is to minimize the switching current and switching time while maintaining thermal stability. Additionally, growth of smooth thin films that are lattice-matched with the commonly used tunneling barrier MgO in magnetic tunnel junctions is important. Materials with high spin polarization and Curie temperature (T_C), but low saturation magnetization (M_S) and Gilbert damping are needed to minimize the switching current and switching speed according to the Slonczewski–Berger equation.^[16,17] However, a thermal stability factor $K_U V/k_B T \approx 60$, where K_U is the effective anisotropy and V the cell volume, is required to ensure non-volatility of the stored information. Therefore, in order to minimize the switching current, one wants low damping and high spin polarization. On the other hand, to minimize the switching time, one wants high damping and most importantly, a high effective anisotropy field H_K , which is inversely related to the free layer moment through the thermal stability requirement, $H_K M_S V = 2K_U V \approx 0.5$ aJ. Tunability, especially of M_S , in order to optimize the conflicting demands on an STT material is thus highly desirable.

A key property for realization of fast switching with low currents and high thermal stability is the perpendicular magnetocrystalline anisotropy (PMA). Initial experimental and theoretical studies of the bulk properties^[14] suggested that the tetragonally distorted Heusler alloys $Mn_{3-x}Ga$ ($x = 0–1$) are attractive PMA materials for STT applications. The expected strong PMA has since been realized in thin films by Miyazaki's group,^[18] and a high spin polarization confirmed by Kurt et al.^[19] More recently, an exceptionally low Gilbert damping and long-lived ultrafast spin precession with frequencies up to 280 GHz has been demonstrated in $Mn_{3-x}Ga$ by Mizukami et al.^[20] The primary drawback of $Mn_{3-x}Ga$ is the lattice mismatch with MgO, which leads to low tunnel magnetoresistance (TMR) in devices.^[21,22] Furthermore, for an optimal balance between switching current, fast switching and thermal stability, the magnetic moment of $Mn_{3-x}Ga$ is not sufficiently low. In this communication we discuss approaches based on ab-initio theory for the design of additional tetragonal PMA Heusler compounds with tunable moment for STT applications and their experimental verification. A key advantage of Heusler materials is that many of them

Dr. J. Winterlik, T. Gasi, K. Filsinger, Dr. B. Balke, Dr. F. Casper
Institut für Anorganische und Analytische Chemie
Johannes Gutenberg-Universität
Staudinger Weg 9, 55128 Mainz, Germany
Dr. S. Chadov, Dr. V. Alijani, Dr. G. H. Fecher,
Prof. C. Felser
Max Planck Institute for Chemical Physics of Solids
Nöthnitzer Straße 40, 01187 Dresden, Germany
E-mail: claudia.felser@cpfs.mpg.de
Prof. A. Gupta
Center for Materials for Information Technology
and Department of Chemistry
University of Alabama
Tuscaloosa, Alabama 35487, USA
Dr. C. A. Jenkins
Advanced Light Source Lawrence Berkeley National Laboratory
Berkeley, CA 94720, USA
Prof. Dr. J. Kübler
Institut für Festkörperphysik Technische Universität
Karolinenplatz 5, 64289 Darmstadt, Germany
Prof. G. D. Liu
School of Materials Sciences and Engineering
Hebei University of Technology
Tianjin 300130, China
L. Gao, Prof. S. S. P. Parkin
IBM Research Division
Almaden Research Center
San Jose, CA 95120, USA



DOI: 10.1002/adma.201201879

intrinsically exhibit high spin polarization and high T_C .^[23,24] Furthermore, their predictable electronic structures and magnetic properties allow for tunability with suitable substitution. Tetragonal Heusler compounds could thus satisfy the unique requirements of materials for STT-based memory and logic devices, and also for spin torque oscillators (STO) currently being investigated for telecommunications.

Electronic instabilities corresponding to the band Jahn–Teller type, which causes large tetragonal distortions of the cubic Heusler structure, was reported in Rh₂-based Heusler compounds by Suits in 1976.^[25] This type of distortion is now readily predictable based on band structure calculations. The underlying idea is that the structural instability of the cubic phase is typically indicated by van Hove singularities^[26] in proximity of the Fermi energy (E_F) resulting in high peaks of the density of states (DOS). These singularities can be straightforwardly identified by ab-initio band structure calculations (see the Supporting Information). If all reasonable electronic relaxation mechanisms including magnetism cannot eliminate the singularity, the only way to escape from this type of instability is by undergoing a structural distortion, thereby reducing the DOS at E_F . To take it to the next level, this characteristic feature can be utilized for the design of tetragonal Heusler compounds by tuning the chemical composition of a compound with suitable substitution to shift the van Hove singularity close to E_F in order to force the distortion. Following this ansatz we have synthesized a number of stoichiometric tetragonal Heusler compounds and corresponding alloys, and expect that many other alloys can be identified following the proposed design scheme.

With respect to the requirements of STT materials, the most promising systems are those based on Mn₂ combined with transition metals that are more electronegative than Mn. For these combinations, the inverse cubic Heusler structure with three distinct magnetic sublattices is formed, as shown in Figure 1a. The corresponding tetragonally distorted inverse Heusler structure is shown in Figure 1b. Because of the interatomic distances, the Mn atoms in the different sublattice couple antiferromagnetically ensuring the desired low effective

magnetic moment. In Heusler compounds the octahedrally coordinated Mn atoms typically exhibit highly localized *d*-bands close to E_F and are thus very susceptible to band Jahn–Teller distortions (similar to d^4 Mn³⁺ ions in an octahedral crystal field). The typical *c/a* value for tetragonal Heusler compounds is often close to 1.3, but can vary in the range $0.95 < c/a > 1.43$. What remains is to evaluate the relative stability of the material for different distortions. The derived energy profiles allow for distinguishing between a stable tetragonal distortion (e.g., Mn₃Ga), a stable cubic structure (e.g., Mn₂CoGa), and a shape memory system (e.g., Mn₂NiGa) (the corresponding results of the first-principles calculations are shown in Figure S1 in the Supporting Information). Typical profiles of stable cubic compounds exhibit the total energy minimum at $c/a = 1$, those of tetragonal compounds at $c/a \neq 1$. Shape memory compounds exhibit two distinct minima (cubic and tetragonal structures) separated by a small energy barrier. Mn_{2.5}Co_{0.5}Ga happens to be a system which lies exactly at the borderline between the stable and unstable cubic structures. Figure 1c provides an overview of several cubic and tetragonal Mn₂YZ Heusler compounds with Z = Al, Ga, and Sn. Most of these materials have not been reported earlier and we have synthesized and characterized them experimentally for the first time following the structure-property relations for Mn₂YZ. The current literature reports only Mn₃Ga, Mn₂CoGa, Mn₂CoSn, Mn₂NiGa, Mn₂NiSn, and Mn₂RuGa.^[13,27–30] Three trends are apparent from Figure 1c: Mn₂YAl compounds only form cubic structures. Mn₂YGa compounds with the exception of Y = Co tend to form tetragonal structures with 3*d* elements at the Y position. In contrast, the 4*d* and 5*d* elements form only cubic Mn₂YGa. The opposite situation occurs in Mn₂YSn. Several tetragonal compounds with 4*d* and 5*d* elements are formed, while only cubic (and hexagonal, whose details are not provided here) phases are stabilized with 3*d* elements. Based on band structure calculations, all the tetragonal compounds exhibit a small energy difference between the van Hove singularity and E_F .

It is important to emphasize that while tetragonal distortion is a necessary condition, it does not guarantee perpendicular

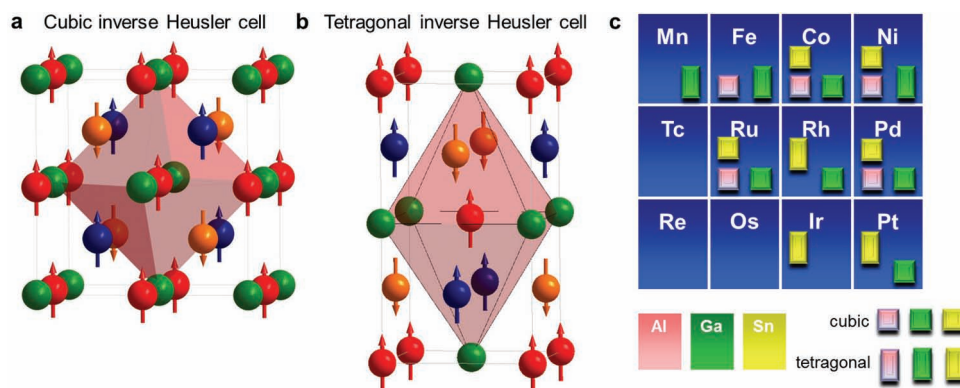


Figure 1. a,b) Cubic and tetragonal cells of Mn₂YZ Heusler compounds. The arrows denote the orientation of the corresponding magnetic moments of the atoms. The red and orange balls represent Mn atoms, whereas the blue and green ones represent the transition and the main group metals, respectively. The three different sublattices can be readily visualized. c) The structure of Heusler compositions calculated, synthesized, and analyzed with Y = Group 7–10 elements from the periodic table and Z = Al, Ga, and Sn. The structures were determined using X-ray powder diffraction and Rietveld analyses (see Supporting Information). The preferred structure chosen by a specific composition depends strongly on the electronic structure of the compound, which is related to van Hove singularity.

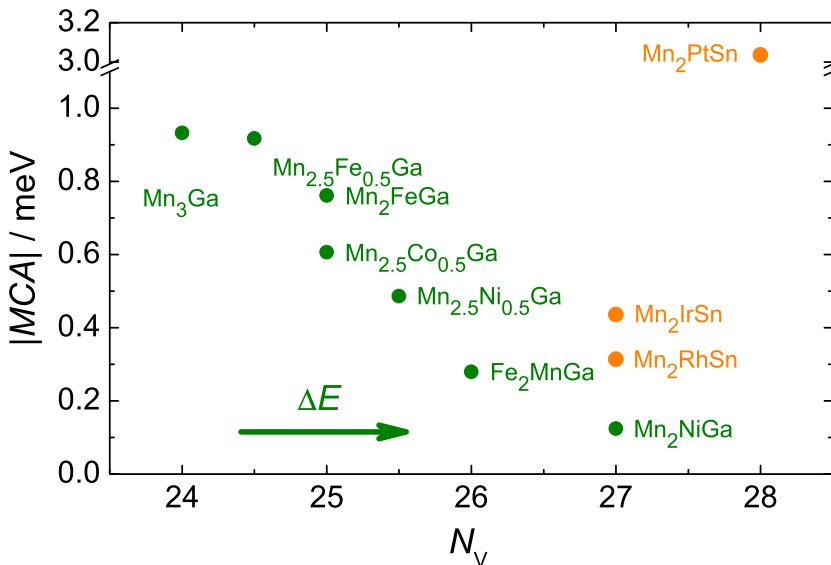


Figure 2. The moduli of the magnetocrystalline anisotropy ($|MCA|$) calculated for several tetragonal Heusler compounds. The $|MCA|$ of Mn_2YGa compounds with $Y = 3d$ transition metal increase when ΔE becomes smaller (see text). The smallest $|MCA|$ is consequently found for the shape-memory compound Mn_2NiGa and the highest values are found for coincidence of the van Hove singularity with E_F . The $|MCA|$ increases with increasing SOC as well (see Mn_2YSn). A higher SOC is at the expense of higher Gilbert damping, so balancing is important.

magnetization in thin films as reported recently for the related tetragonal Heusler compounds Rh_2YZ .^[31] This is because the magnetocrystalline anisotropy (MCA) tends to oscillate as a function of c/a . **Figure 2** shows the calculated MCA energies of various tetragonal Heusler compounds. The MCA of the Mn_2 -based compounds are found to follow some simple trends. First, their MCA strongly depends on the number of valence electrons (N_V), which is directly related to ΔE , the difference in energy between the van Hove singularity and E_F ; second, the MCA scales with spin-orbit coupling (SOC) – increasing in going from $Y = 3d$ (Ni) to $4d$ (Rh) to $5d$ (Ir). The highest MCA is found for Mn_2PtSn (3.04 meV) but its low T_C (374 K) constitutes a drawback. On the other hand, the lowest MCA values are observed in the known shape memory systems Mn_2NiGa and Fe_2MnGa . Mn_3Ga with a calculated MCA of about 1 meV, which is in excellent agreement with experimental observation,^[14] is competitive with $FePt$ (MCA close to 3 meV)^[32] that is also a potential candidate for STT applications. As the anisotropy fields of both materials are similar, the difference in MCA is due to the lower magnetic moment of Mn_3Ga , which is actually desirable for faster switching of STT devices. Mn_3Ga also exhibits a substantially lower (one order of magnitude) Gilbert damping constant and much higher TMR as compared to $FePt$.^[19,20] $Mn_{2.7}Co_{0.3}Ga$ is even more attractive than Mn_3Ga since its magnetic moment is about half the size but with sufficiently large MCA. This is evidently the point where tuning the relevant properties by alloying comes into play, and the important message is that Heusler alloys exhibit stable tetragonal structures over a wide range of compositions.

Starting with the stoichiometric Mn_3Ga compound we can explore the complete phase diagram of $Mn_{3-x}Y_xZ$. As illustrations, we consider the detailed experimental characterization of

the systems $Mn_{3-x}Co_xGa$ and $Mn_{3-x}Rh_xSn$. The measured magnetic moment and T_C for different compositions in the two systems are plotted in **Figure 3**. Partially substituting Mn by Co leads to the $Mn_{3-x}Co_xGa$ system, with the tetragonal structure being stable for Co concentrations as high as $x = 0.4$. All these tetragonal alloys are magnetic and exhibit high MCA, similar to $Mn_{3-x}Ga$, but with even lower M_S . The alloy $Mn_{2.5}Co_{0.5}Ga$ is a phase mixture consisting of both tetragonal and cubic structures, while the Co-rich alloys are cubic and magnetically soft. While the tetragonal alloys exhibit features attractive for STT applications (high T_C , strong PMA, high spin polarization, low M_S), the cubic systems represent a large class of 100% spin polarized half-metallic Heusler materials that robustly follow the Slater–Pauling rule similar to the Co_2YZ compounds.^[33] Note that the tetragonal $Mn_{3-x}Co_xGa$ alloys are also highly spin-polarized due to a pseudo-gap in one spin channel. Thus, tuning the spin polarization and the magnetic moment offers the opportunity for systematic tailoring the magnetic properties. The magnetic interactions in $Mn_{3-x}Co_xGa$ correspond to the arrangements shown in **Figure 1**. The Co atoms are all tetrahedrally coordinated, while the Mn atoms are located in both tetrahedral and octahedral environments. Being next neighbours, they carry opposing spins. Even though the alloys $Mn_{2.6}Co_{0.4}Ga$ and $Mn_{2.7}Co_{0.3}Ga$ are superior to Mn_3Ga as STT materials because of their lower moment, they exhibit large lattice mismatch with MgO ($a = 4.212 \text{ \AA}$, $Mn_{2.6}Co_{0.4}Ga$ $a = 3.892 \text{ \AA}$, $Mn_{2.7}Co_{0.3}Ga$ $a = 3.874 \text{ \AA}$). The mismatch can be reduced by introducing larger atoms such as Sn. In comparison, Mn_2RhSn is a tetragonal Heusler compound with moderate MCA and a lattice mismatch of only 1.8% with MgO (Mn_2RhSn $a = 4.294 \text{ \AA}$). The tetragonal phase of $Mn_{3-x}Rh_xSn$ has been experimentally determined to be stable up to $x = 0.4$, as shown in **Figure 3c**. The alloys for $x = 0.5 > x > 1$ are cubic and follow the Slater–Pauling rule similar to $Mn_{3-x}Co_xGa$. The drawback of the $Mn_{3-x}Rh_xSn$ compounds is their low T_C , impeding application at convenient operating temperatures. However, the T_C can be increased for instance by doping with Co. Another option is to increase the content of Mn, since the tetragonal structure is expected to be stable for the Mn-rich compositions. The experimental verification of these ideas is our next task.

In summary, our results unambiguously demonstrate that the phase space of tetragonal Heusler compounds is much larger than only $Mn_{3-x}Ga$, and that the important STT parameters can be tailored by adjustments of the composition. A significant amount of work remains, but following the path outlined here it should be possible to design a wide range of Heusler STT materials with PMA that fulfill all the requirements: complete tunability of the magnetic moment, the lattice parameters, MCA, and SOC, which is necessary for fulfilling some of the conflicting requirements for low switching current, fast switching and thermal stability. A number of the tetragonal

the systems $Mn_{3-x}Co_xGa$ and $Mn_{3-x}Rh_xSn$. The measured magnetic moment and T_C for different compositions in the two systems are plotted in **Figure 3**. Partially substituting Mn by Co leads to the $Mn_{3-x}Co_xGa$ system, with the tetragonal structure being stable for Co concentrations as high as $x = 0.4$. All these tetragonal alloys are magnetic and exhibit high MCA, similar to $Mn_{3-x}Ga$, but with even lower M_S . The alloy $Mn_{2.5}Co_{0.5}Ga$ is a phase mixture consisting of both tetragonal and cubic structures, while the Co-rich alloys are cubic and magnetically soft. While the tetragonal alloys exhibit features attractive for STT applications (high T_C , strong PMA, high spin polarization, low M_S), the cubic systems represent a large class of 100% spin polarized half-metallic Heusler materials that robustly follow the Slater–Pauling rule similar to the Co_2YZ compounds.^[33] Note that the tetragonal $Mn_{3-x}Co_xGa$ alloys are also highly spin-polarized due to a pseudo-gap in one spin channel. Thus, tuning the spin polarization and the magnetic moment offers the opportunity for systematic tailoring the magnetic properties. The magnetic interactions in $Mn_{3-x}Co_xGa$ correspond to the arrangements shown in **Figure 1**. The Co atoms are all tetrahedrally coordinated, while the Mn atoms are located in both tetrahedral and octahedral environments. Being next neighbours, they carry opposing spins. Even though the alloys $Mn_{2.6}Co_{0.4}Ga$ and $Mn_{2.7}Co_{0.3}Ga$ are superior to Mn_3Ga as STT materials because of their lower moment, they exhibit large lattice mismatch with MgO ($a = 4.212 \text{ \AA}$, $Mn_{2.6}Co_{0.4}Ga$ $a = 3.892 \text{ \AA}$, $Mn_{2.7}Co_{0.3}Ga$ $a = 3.874 \text{ \AA}$). The mismatch can be reduced by introducing larger atoms such as Sn. In comparison, Mn_2RhSn is a tetragonal Heusler compound with moderate MCA and a lattice mismatch of only 1.8% with MgO (Mn_2RhSn $a = 4.294 \text{ \AA}$). The tetragonal phase of $Mn_{3-x}Rh_xSn$ has been experimentally determined to be stable up to $x = 0.4$, as shown in **Figure 3c**. The alloys for $x = 0.5 > x > 1$ are cubic and follow the Slater–Pauling rule similar to $Mn_{3-x}Co_xGa$. The drawback of the $Mn_{3-x}Rh_xSn$ compounds is their low T_C , impeding application at convenient operating temperatures. However, the T_C can be increased for instance by doping with Co. Another option is to increase the content of Mn, since the tetragonal structure is expected to be stable for the Mn-rich compositions. The experimental verification of these ideas is our next task.

In summary, our results unambiguously demonstrate that the phase space of tetragonal Heusler compounds is much larger than only $Mn_{3-x}Ga$, and that the important STT parameters can be tailored by adjustments of the composition. A significant amount of work remains, but following the path outlined here it should be possible to design a wide range of Heusler STT materials with PMA that fulfill all the requirements: complete tunability of the magnetic moment, the lattice parameters, MCA, and SOC, which is necessary for fulfilling some of the conflicting requirements for low switching current, fast switching and thermal stability. A number of the tetragonal

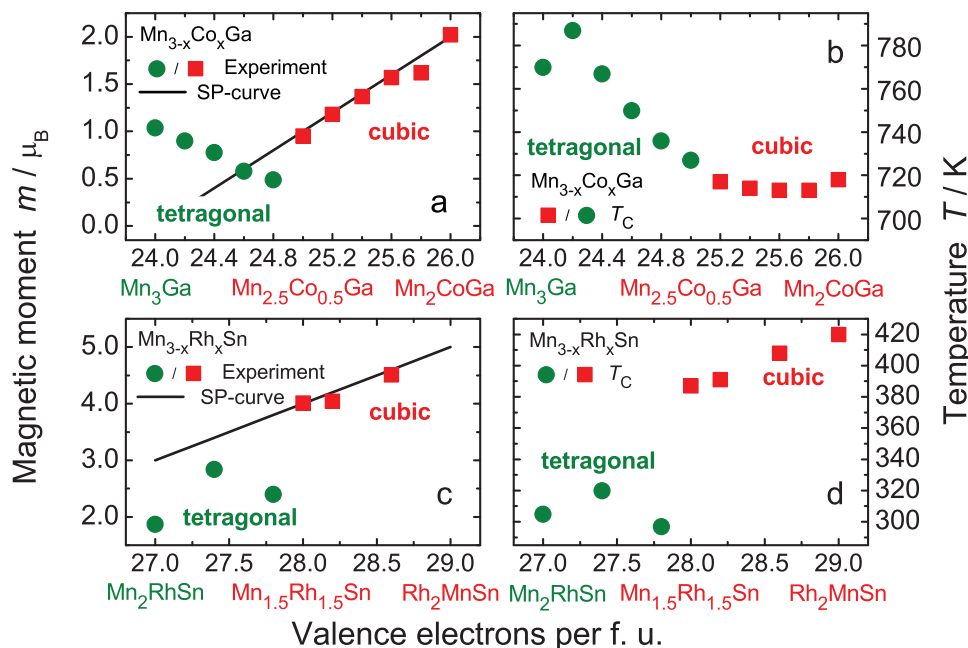


Figure 3. a,c) Saturation magnetic moments of $\text{Mn}_{3-x}\text{Co}_x\text{Ga}$ ^[28] and $\text{Mn}_{3-x}\text{Rh}_x\text{Sn}$ alloys measured at $T = 5$ K and compared with the Slater–Pauling values. Tetragonal and cubic compounds are represented by the circles and squares, respectively. b,d) The corresponding T_C of the alloys. The composition $\text{Mn}_{1.4}\text{Rh}_{1.6}\text{Sn}$ contains an unidentified impurity causing a large error in the magnetic moment.

Heusler compounds offer high spin polarization, high T_C , and low Gilbert damping due to moderate SOC of the $3d$ and $4p$ elements as compared to other anisotropic magnetic alloys such as FePt. Another potential advantage of Mn_{3-x} -based Heusler alloys with respect to the fabrication of magnetic tunnel junctions is that with three partially antiferromagnetically coupled sublattices they inherently offer all the prerequisites currently realized using complex synthetic ferrimagnet structures consisting of three layers in one device. Thus, two of the layers can be eliminated when substituted by a highly spin-polarized Heusler ferrimagnet.

Supporting Information

Supporting Information is available from the Wiley Online Library or from the author.

Acknowledgements

This work was funded by the Deutsche Forschungs Gemeinschaft DfG (projects TP 1.2-A and TP 1.3-A of Research Unit ASPIMATT FOR 1464) and DfG-JST (FE633/6-1). Work at the ALS was supported by the US Department of Energy under Contract No. DE-AC02-05CH1123. A.G. was supported by a Research Award from the Humboldt Foundation. The authors are grateful for the fruitful discussions with W. Pickett and H.-J. Elmers. Dr. Vadim Ksenofontov is acknowledged for support with Mössbauer spectroscopy.

Received: May 9, 2012

Revised: June 29, 2012

Published online: September 11, 2012

- [1] F. Heusler, *Verh. Dtsch. Phys. Ges.* **1903**, 5, 219.
- [2] C. Felser, G. H. Fecher, B. Balke, *Angew. Chem.* **2007**, 119, 680.
- [3] R. Kainuma, Y. Imano, W. Ito, Y. Sutou, H. Morito, S. Okamoto, O. Kitakami, K. Oikawa, A. Fujita, T. Kanomata, K. Ishida, *Nature* **2006**, 439, 957.
- [4] T. Krenke, E. Duman, M. Acet, E. F. Wassermann, X. Moya, L. Mañosa, A. Planes, *Nat. Mater.* **2005**, 4, 450.
- [5] I. Takeuchi, O. O. Famodu, J. C. Read, M. A. Aronova, K.-S. Chang, C. Craciunescu, S. E. Lofland, M. Wuttig, F. C. Wellstood, L. Knauss, A. Orozco, *Nat. Mater.* **2003**, 2, 180.
- [6] S. Chadov, X. Qi, J. Kübler, G. H. Fecher, C. Felser, S. C. Zhang, *Nat. Mater.* **2010**, 9, 541.
- [7] H. Lin, L. A. Wray, Y. Xia, S. Xu, S. Jia, R. J. Cava, A. Bansil, M. Z. Hasan, *Nat. Mater.* **2010**, 9, 546.
- [8] M. Franz, *Nat. Mater.* **2010**, 9, 536.
- [9] Y. Sakuraba, K. Izumi, T. Iwase, S. Bosu, K. Saito, K. Takanaishi, Y. Miura, K. Futatsukawa, K. Abe, M. Shirai, *Phys. Rev. B: Condens. Matter* **2010**, 82, 094444.
- [10] J. R. Sootsman, D. Y. Chung, M. G. Kanatzidis, *Angew. Chem. Int. Ed.* **2009**, 48, 8616.
- [11] S. Sakurada, N. Shutoh, *Appl. Phys. Lett.* **2005**, 86, 082105.
- [12] L. Mañosa, D. González-Alonso, A. Planes, E. Bonnot, M. Barrio, J.-L. Tamarit, S. Aksoy, M. Acet, *Nat. Mater.* **2010**, 9, 478.
- [13] B. Balke, G. H. Fecher, J. Winterlik, C. Felser, *Appl. Phys. Lett.* **2007**, 90, 152504.
- [14] J. Winterlik, J. B. Balke, G. H. Fecher, C. Felser, M. C. M. Alves, F. Bernardi, J. Morais, *Phys. Rev. B: Condens. Matter* **2008**, 77, 0544006.
- [15] S. Ikeda, K. Miura, H. Yamamoto, K. Mizunuma, H. D. Gan, M. Endo, S. Kanai, J. Hayakawa, F. Matsukura, H. Ohno, *Nat. Mater.* **2010**, 9, 721.
- [16] J. Slonczewski, *J. Magn. Magn. Mater.* **1996**, 159, L1.
- [17] L. Berger, *Phys. Rev. B: Condens. Matter* **1996**, 54, 9353.

- [18] F. Wu, S. Mizukami, D. Watanabe, H. Naganuma, M. Oogane, Y. Ando, T. Miyazaki, *Appl. Phys. Lett.* **2009**, *94*, 122503.
- [19] H. Kurt, K. Rode, M. Venkatesan, P. Stamenov, J. M. D. Coey, *Phys. Rev. B: Condens. Matter* **2011**, *83*, 020405.
- [20] S. Mizukami, F. Wu, A. Sakuma, J. Walowski, D. Watanabe, T. Kubota, X. Zhang, H. Naganuma, M. Oogane, Y. Ando, T. Miyazaki, *Phys. Rev. Lett.* **2011**, *106*, 117201.
- [21] F. Bonell, S. Andrieu, C. Tiusan, F. Montaigne, E. Snoeck, B. Belhadji, L. Camels, F. Bertran, P. Le Fèvre, A. Taleb-Ibrahimi, *Phys. Rev. B: Condens. Matter* **2010**, *82*, 092405.
- [22] T. Kubota, Y. Miura, D. Watanabe, S. Mizukami, F. Wu, H. Naganuma, X. Zhang, M. Oogane, M. Shirai, Y. Ando, T. Miyazaki, *Appl. Phys. Express* **2011**, *4*, 043002.
- [23] S. Wurmehl, G. H. Fecher, H. C. Kandpal, V. Ksenofontov, C. Felser, H.-J. Lin, *Appl. Phys. Lett.* **2006**, *88*, 032503.
- [24] T. Graf, C. Felser, S. S. P. Parkin, *Prog. Solid State Chem.* **2011**, *39*, 1.
- [25] J. C. Suits, *Solid State Commun.* **1976**, *18*, 423.
- [26] L. van Hove, *Phys. Rev.* **1953**, *89*, 1189.
- [27] V. Aljani, J. Winterlik, G. H. Fecher, C. Felser, *Appl. Phys. Lett.* **2011**, *99*, 222510.
- [28] N. Lakshmi, A. Pandey, K. Venugopalan, *Bull. Mater. Sci.* **2002**, *25*, 309.
- [29] P. J. Brown, T. Kanomata, K. Neumann, K. U. Neumann, B. Ouladdiaf, A. Sheikh, K. R. A. Ziebeck, *J. Phys.: Condens. Matter* **2010**, *22*, 506001.
- [30] T. Hori, M. Akimitsu, H. Miki, K. Ohoyoama, Y. Yamaguchi, *Appl. Phys. A* **2002**, *74*, 737.
- [31] L. Gao, M. Li, M. G. Samant, B. P. Hughes, K. P. Roche, C. Felser, S. S. P. Parkin, *Bull. Am. Phys. Soc.* **2011**, *56*, T19.
- [32] J. Lyubina, I. Opahle, K.-H. Müller, O. Gutfleisch, M. Richter, M. Wolf, L. Schultz, *J. Phys.: Cond. Mat.* **2005**, *17*, 4157.
- [33] G. H. Fecher, H. C. Kandpal, S. Wurmehl, C. Felser, G. Schönhense, *J. Appl. Phys.: Cond. Mat.* **2006**, *99*, 08J106.