



Published in final edited form as:

Pers Individ Dif. 2013 April 1; 54(6): 709–715. doi:10.1016/j.paid.2012.11.031.

Not all risk taking behavior is bad: Associative sensitivity predicts learning during risk taking among high sensation seekers

Kathryn L. Humphreys*, Steve S. Lee, and Nim Tottenham

University of California, Los Angeles, 1285 Franz Hall, Box 951563, Los Angeles, CA 90095-1563, USA

Abstract

Risk taking behavior can be both adaptive and maladaptive depending on context. The majority of studies of risk taking, however, focus on clinical populations and dangerous or harmful risk taking. Individual differences in learning during risk taking are rarely examined in relation to task performance. The present study examined risk taking and associated outcomes in an exploration-based instrumental learning task (Balloon Emotional Learning Task; BELT), which presented a series of balloons in which participants pump up for points. Consistent with prior work, sensation seeking predicted increased risk taking behavior. Importantly, however, a significant interaction between sensation seeking and associative sensitivity, an attentional construct defined as the frequency and remoteness of automatic cognitive activity, was found. Specifically, among individuals high in sensation seeking, associative sensitivity predicted fewer balloon explosions and an increase in points earned on the balloon condition with the most potential feedback driven learning. Thus, these findings suggest that sensation seekers are a heterogeneous group, and secondary traits such as associative sensitivity moderate behavior such as risk taking and learning according to context.

1. Introduction

Given their clinical and public health consequences, studies of risk taking have largely focused on potentially harmful risk taking behaviors, their negative consequences, as well as identifying individuals likely to engage in these behaviors. However, as Boyer (2006) noted, “Risk-taking behaviors are not entirely foolhardy... and may be the most rational course of action given one’s priorities” (p. 336). For example, while foraging behavior may increase risks of predation (Godin & Smith, 1988), hungry animals are more likely to engage in such behavior in order to reduce the risk of starvation (Van der Veen & Sivars, 2000). Thus, as a group, risk takers may be heterogeneous. Discriminant function analysis of three different groups of risk takers found that rock climbers were high on sensation seeking, residents in a long-term drug treatment facility were high on antisocial function, while police and firemen decorated for safety were lower on both sensation seeking and antisocial function, as their risk taking served a prosocial function (Levenson, 1990). These results suggest that individual differences in risk taking behaviors may be, in part, related to the functional

© 2012 Elsevier Ltd. All rights reserved.

*corresponding author: Kathryn L. Humphreys, Department of Psychology, University of California, Los Angeles (UCLA), k.humphreys@ucla.edu, phone: 310-825-3301 ext. 58.

Publisher's Disclaimer: This is a PDF file of an unedited manuscript that has been accepted for publication. As a service to our customers we are providing this early version of the manuscript. The manuscript will undergo copyediting, typesetting, and review of the resulting proof before it is published in its final citable form. Please note that during the production process errors may be discovered which could affect the content, and all legal disclaimers that apply to the journal pertain.

utility of risk taking behavior, and as a result, temperament correlates may not be easily identified via a “one size fits all” approach.

1.1. Individual differences in risk taking

Although self-report measures of individual differences in risk taking, such as those that assess temperament and personality, correlate with real world risk behavior (e.g., Schwebel, Severson, Ball, & Rizzo, 2006), the use of experimental behavioral tasks may be better able to assess real-world risk taking behavior and interrogate the neurobiology of risk behavior (Jentsch, Woods, Groman, & Seu, 2010). The Balloon Analogue Risk Task (BART; Lejuez et al., 2002) has been used widely as a laboratory analogue of individual differences in risk taking. Behavior on the BART is predicted by sensation seeking (SS) (Lejuez et al., 2002), though this task has largely been used to assess risk taking in clinical populations (e.g., Hopko et al., 2006; Lejuez et al., 2003).

Tasks that measure tendencies to explore and seek out opportunities need not be specific to clinical populations. Even in infancy, exploration of the environment is essential for learning and development (Piaget, 1954). BART-like tasks provide the opportunity to examine change across trials as a function of experience, allowing for the measurement of both individual differences in risk taking, and the relationship between risk taking and outcome on the task. For the BART, the stated goal is to achieve the highest payout at the end of the task. Learning can play a crucial role in success during this type of task. Participants receive immediate feedback (an additional point or a balloon explosion) following each press, which can guide future decision making under these conditions of risk. Gibson (1988) stated that exploring the world and learning about the world are “inextricably linked.” Yet, heterogeneity in risk takers could be caused by how much they learn from their risk taking experience. The differences in the acquisition and use of relevant information may play an important role in moderating subsequent risk taking behavior. By examining how risk taking is altered in response to learning may provide a clearer picture of optimal versus suboptimal risk taking.

1.2. Learning and risk taking

Pickering and Gray (2001) stated that “the ability to detect and attend to salient stimuli may be particularly relevant in [stimulus-response] learning tasks in which the subject has to learn which stimulus features are predictive of the responses required...” (p. 115). The ability to make meaning from the associations in one’s environment has clear evolutionary advantages, and like many cognitive processes, is expected to vary across the population. Associative sensitivity (AS), an attentional construct defined as “frequency and remoteness of automatic cognitive activity” (Evans & Rothbart, 2007), has not been examined in relation to learning. The similar Big Five construct of Openness to Experience (see Evans & Rothbart, 2007), has been described as attentiveness to inner feelings, aesthetic sensitivity, and intellectual curiosity (Costa & McCrae, 1992). In fact, AS has been theorized to be the attentional disposition that “links” Openness to actual extraction of actionable information (see Van Egeren, 2009). Implicit learning (the automatic detection of associations in the environment) has shown moderate positive associations with Openness (Kaufman et al., 2010), though we propose that AS is likely to better predict such learning. Thus, we anticipate that both individual difference traits (i.e., SS [sensitivity to rewards] and AS [sensitivity to stimulus-response associations in the environment]) would be relevant in unique ways to risk taking behavior over time.

1.3. Aims and hypotheses

The current study modified the BART to provide a tool to examine changes in risk taking behavior depending on implicit contextual information. The modified task, Balloon

Emotional Learning Task (BELT), contained two stable (certain) and one variable (uncertain) balloon condition. The inclusion of balloon conditions with fixed explosion points allowed for a more direct examination of learning such parameters via task experience and use the fixed information to guide subsequent risk taking behavior, as opposed to ‘ill-defined’ tasks such as the BART (see Pleskac, 2008). Conditions were denoted by balloon color with initially unknown meaning to participants in order to facilitate measurement of individual differences in tracking the balloon condition and differentiation of behavior from the beginning to the end of the task. The current task is well-suited for assessing risk taking and learning for the following reasons: 1) rather than measuring a single behavioral response to a single stimulus (e.g., Corr, Pickering, & Gray, 1995), participants determine the number of presses to make (that is, to “push the limit” of each balloon trial), thus providing a laboratory measure of risk taking, and 2) the inclusion of three balloon conditions provides the ability to capture separable risk taking and learning outcomes.

We hypothesized that SS would predict risk taking (i.e., pumps, balloon explosions) as found in previous research on the BART (Lejuez et al., 2002). However, we also anticipated that sensation seekers would be a heterogeneous group. Therefore, based on Pickering and Gray’s (2001) predictions regarding individual differences in associative learning, we hypothesized that AS would moderate the association between SS and task outcome.

2. Method

2.1. Participants

76 (26 male, 50 female) undergraduates from a large public university in the Western United States who received partial class requirements for participation. Participants were required to be at least 18 years of age or older and English speaking. This sample ranged in age from 18-26 years old ($M=20.15$, $SD=1.70$). One participant was excluded as an outlier due to scores falling beyond three standard deviations from the mean.

2.2. Tasks and measures

2.2.1. Balloon Emotional Learning Task (BELT)—All participants completed a computerized associative learning task in which participants would press a button to “pump up” balloons and earn points for each balloon (i.e., more pumps earned more points). Too many pumps would result in balloon explosions, which occurred at an initially unknown number of pumps, resulting in the loss of all points for that trial. Balloons appeared in three colors with different response contingencies, counterbalanced across participants. Pink balloons exploded at 19 pumps (certain-long), orange balloons exploded at 7 pumps (certain-short), and blue balloons exploded variably at 7 pumps, 13 pumps, or 19 pumps distributed equally across each third of the task (uncertain). There were 27 trials, and balloon color was distributed evenly across the task. Participants were not told that colors signified different response contingencies, but were explicitly told that not all balloons pop at the same point. Thus, the task involved associative instrumental learning because participants can make cause-effect determinations by altering their own behavior through learning how balloon color relates to task structure. In this way, the task is ‘defined’ given that underlying the task structure can be determined, unlike other risk taking tasks (e.g., BART, Devil Task [Slovic, 1966]).

2.2.2. Adult Temperament Questionnaire - Short Form (ATQ; Rothbart, Ahadi, & Evans, 2000)—This 77 item self-report measure of temperament obtains five general factors of temperament. Likert-scale ratings ranging from 1 (extremely untrue) to 7 (extremely true) were obtained on each item, and scales were composed of the mean of all

items. For the present study we used the AS scale (example item: “I sometimes seem to understand things intuitively”). Previous work has found that the ATQ is correlated with individual difference traits measured using other well-validated instruments (e.g., Derryberry, Reed, & Pilkenton-Taylor, 2003), and the AS scale has been shown to have good internal consistency (.85) (Evans & Rothbart, 2007).

2.2.3. UPPS-P impulsivity scale (Lynam, Smith, Whiteside, & Cyders, 2006)—

This 59 item self-report measure assesses several domains of impulsivity. Likert-scale ratings ranging from 1 (agree strongly) to 4 (disagree strongly) were obtained on each item, and scales were composed as the sum of the items. In the present study, we used the SS scale, which has been shown to have excellent internal consistency (.90) and demonstrated discriminate validity from other factors of impulsivity (Whiteside & Lynam, 2003).

2.3. Data Analysis

We prioritized three outcome variables: 1) *pumps* as a measure of general risk taking, 2) *points* as a measure of outcome, and 3) *explosions* as a measure of untempered risk taking. We examined these by the type of balloon presented (certain-long, uncertain, certain-short), as well as by task third (i.e., first, second, and third) given that balloon conditions were presented equally across task third. Pairwise comparisons were conducted using Fisher’s least significant difference (LSD) post hoc test to probe rule acquisition group differences, thereby providing a conservative test to protect against Type I error. For analyses using SS or AS, participant’s sex was included as a covariate. Sex was uncorrelated with all BELT outcomes ($p > .05$).

3. Results

3.1. Overall Task Behavior and Outcome

See Tables 1 for descriptive statistics of study variables. We conducted 3 separate (balloon condition [certain-short, certain-long, and uncertain]) x 3 (task third) repeated measures ANOVAs for the dependent measures of pumps, points, and explosions. For pumps, as expected based on the task design, a main effect was found for balloon condition, $F(2,148)=67.42$, $p < .001$, partial $\eta^2=.48$, with the greatest number of pumps on the certain-long balloons, followed by uncertain balloons, and then certain-short balloons. While no main effect was found for task third, a significant balloon condition by task third interaction was found, $F(4,296)=6.78$, $p < .001$, partial $\eta^2=.08$. The interaction was driven by a strong decline in pumps made across the uncertain trials, compared to a more stable risk taking on the other balloon conditions.

For our measure of BELT outcome, points earned, a main effect was found for balloon condition, $F(2,148)=210.63$, $p < .001$, partial $\eta^2=.74$, such that most points were earned in the certain-long condition, followed by the uncertain condition, and then the certain-short condition. A main effect was also found for task third, $F(2,148)=24.53$, $p < .001$, partial $\eta^2=.25$, such that points increased linearly across the task, indicating an improvement in performance with greater task experience. No balloon condition by task third interaction was found.

For our measure of untempered risk taking, explosions, a main effect was found for balloon condition, $F(2,148)=200.45$, $p < .001$, partial $\eta^2=.73$, such that most explosions occurred in the certain-short balloons, followed by uncertain balloons, and then certain-long balloons. A main effect was also found for task third, $F(2,592)=28.83$, $p < .001$, partial $\eta^2=.28$, such that there was a linear reduction in explosions across the task. A significant balloon condition by trial number interaction was also found, $F(4,296)=4.21$, $p=.002$, partial $\eta^2=.05$. Explosions sharply declined for the certain-short condition and uncertain condition, but not for the

certain-long condition. Taken together, the pumps, points, and explosion data suggest that participants were able to learn the task parameters across the testing session.

3.2. Sensation Seeking and Risk Taking

Previous work on individual differences in risk taking has emphasized the role of SS and risk taking behavior. We conducted separate 3 (condition) x 3 (third) repeated measures ANOVAs for pumps made with each centered SS included in the model as a covariate. As predicted based on prior work (e.g., Lejuez et al., 2002), there was a between-subjects effect of SS on risk taking across the task, $F(1,71)=5.73$, $p=.02$, partial $\eta^2=.08$ (Figure 1). Findings were highly consistent using Average Adjusted Pumps as the outcome measure (Lejuez et al., 2002), though several participants were lost due to missing data (i.e., all balloons were exploded in a given condition and no score could be calculated), $F(1,47)=7.72$, $p=.01$, partial $\eta^2=.14$. In both cases, participants with higher levels of SS made more pumps throughout the task. In addition, SS significantly interacted with balloon condition, $F(2,142)=4.04$, $p=.02$, partial $\eta^2=.05$, such that there was an association between SS and pumps for the two stable balloon conditions (short and long) but not for the variable condition. SS did not significantly interact with task third and the three-way interaction of SS by balloon condition and task third was not significant. These findings indicate that SS did not predict a change in risk taking behavior across the task. In addition, confirming previous work, the same general pattern was found for explosions. Again, there was a between-subjects effect of SS on explosions across the task, $F(1,71)=4.39$, $p=.04$, partial $\eta^2=.06$, such that participants with higher levels of SS made more explosions. No two-way or three-way interactions with SS and balloon condition or task third emerged.

3.3. Associative Sensitivity and Learning

Taken together, these findings replicate previous work on the BART, such that SS predicted increased risk taking (i.e., number of pumps made and balloon explosions). However, because the BELT allowed for an assessment of learning (particularly in the certain-short condition, as feedback [i.e., explosions] was most likely to be encountered, see Table 1), we chose the certain-short balloon condition to examine the potential moderating effect of AS on the functional outcome of risk taking behavior (i.e., balloon explosions and points earned). Following the approach of previous studies (e.g., Palmgreen, Donohew, Lorch, Hoyle, & Stephenson, 2001; Rosenbloom, 2003), we dichotomized our sample into a low and high sensation seekers based on their mean score. AS was also dichotomized into high and low groups and both SS and AS were entered into a repeated-measures ANOVA (first third vs. last third) as between-group variables. A significant SS x AS interaction predicted explosions in the certain-short condition, $F(1,68)=4.40$, $p=.04$, partial $\eta^2=.06$. Specifically, the high SS/high AS group made fewer explosions on the last third of the task compared to both the high SS/low AS and low SS/high AS groups (Figure 2A). We repeated this analysis using points earned across the task, and again found a significant SS by AS interaction, $F(1,68)=4.29$, $p=.042$, partial $\eta^2=.06$ (Figure 2B). Posthoc probing revealed that among individuals high in SS, those who were also high on AS had greater gains in points earned than those with low AS. Analyses were conducted using continuous variables with results in the same direction. As such, it was postulated that among a group expected to be high risk takers, the outcome of the risk taking behavior (i.e., points earned) may vary based on this secondary trait.

We next examined whether the avoidance of the explosions was responsible for the increase in points (subtracting first third from last third) during the short balloon condition. Accordingly, we tested whether the association between AS and the increase in points was mediated by a change in explosions (subtracting first third from last third) separately for the low SS and high SS groups. As can be seen in Figure 3A, in the low SS group, AS was

unrelated to outcome. In contrast, for the high SS group, AS scores predicted the outcome. As shown in Figure 3B, we conducted a mediation analysis using a nonparametric resampling method to derive the 95% CI for the indirect effect of the AS through a change in explosions on the change in points earned, using the SPSS Macro provided by Preacher and Hayes (2008). For AS predicting the change in points, the true indirect effect was estimated to lie between 0.38 and 7.41 (95% CI). Because zero is not within the 95% CI, the indirect effect is significantly different from zero at $p < .05$. These analyses suggest that AS moderates the association of high risk taking and points through the avoidance of poor risk taking (i.e., pressing balloons to the explosion point), thus resulting in an increase in points.

4. Discussion

Consistent with previous work, SS predicted increased risk taking on a computerized risk taking laboratory task (Lejuez et al., 2002). While there was a main effect of SS on risk taking during the task, the combination of SS plus AS was associated with better performance, as AS predicted more avoidance of balloon explosions (while maintaining sufficient pumps to obtain increased points) for those individuals with high SS on the certain-short condition. Accordingly, AS emerged as useful for detecting patterns in the environment. Thus, whereas SS predicted general risk taking during the task, individuals high in SS and AS obtained the greatest number of points by the end of the task, but those high SS individuals with low AS obtained the fewest. A mediation analysis showed that for those individuals scoring high on SS, the AS trait was associated with increased points earned by the end of the task because of decreased explosions as the task went on. This mediation suggests that higher levels of AS increased the high SS individuals' learning to avoid explosions. These findings support the notion that sensation seekers are a heterogeneous group, and that heightened risk taking is not uniform among those high in SS. In particular, AS helped to guide appropriate behavior via forming associations provided by the environment in those high in SS.

The temperament trait of AS emerged as an important individual difference trait related to adaptive behavior on the task. AS moderated the association between SS and functional risk taking behavior, given that individuals high on both traits reduced risk taking when it was not adaptive (i.e., on the certain-short balloon condition). These findings are consistent with the adaptive function of some risk taking, and may provide insight into temperament differences in the ability to behave flexibly in response to a changing and variable environment. To date, this trait has been relatively neglected, as few studies have included AS in relation to risk taking. In a review of sensory processing sensitivity (Aron, Aron, & Jagiellowicz, 2012), constructs such as AS motivate learning because heightened sensitivity "serve[s] the general evolutionary purpose of noticing more aspects of Situation A to make better choices in later Situation B" (pg. 276). The results from the current study support this hypothesis and underscore the importance of considering AS in studies of learning and risk taking. Without examining a subject's sensitivity to associations, one may incorrectly predict that increased risk taking is associated with poor outcome. However, in a study of the BART in children, Humphreys and Lee (2011) found that risk taking increased with age, as older children pumped more on the task. Unpublished results from this study also indicated that increased risk taking was highly correlated with increased total points earned, suggesting that the increased risk taking observed may alternatively (or additionally) be viewed as adaptive behavior. Similarly, a recent study found that number of alcohol use disorder symptoms negatively correlated with adjusted mean pumps on the BART (Ashenhurst, Jentsch, & Ray, 2011). The majority of participants made a suboptimal number of pumps (i.e., participants generally fell on the left side of the U-shaped function between pumps and money earned), indicating that conservative BART behavior in those with greater symptoms also resulted in less money awarded at the end of the task.

Although SS may provide the drive to seek out new experiences and explore one's environment and opportunities, it does not guarantee success in those ventures. The positive association between SS and financial matters has been well documented (e.g., Grinblatt & Keloharju, 2009; Wong & Carducci, 1991). Yet, while there is a moderate effect size for traits such as SS or risk propensity in the prediction of entrepreneurship, recent reviews clarify that there are likely to be other personality traits that predict *successful* entrepreneurship (Rauch & Frese, 2007). Indeed, among entrepreneurs, social adaptability was found to significantly predict financial success (Baron & Markman, 2003). In a study of risk taking behaviors in college students, Fischer and Smith (2004) found that SS predicted both negative and non-negative risk taking behaviors, but that the separate construct of (lack of) deliberation predicted only the likelihood of engaging in maladaptive risk behaviors. Taken together, it appears that SS provides greater opportunities for potential successful (and failure) opportunities, but that it is important to consider secondary traits, including AS, in the role for tempering maladaptive risk taking through learning mechanisms. We encourage researchers to examine personality traits beyond risk taking as they pertain to risk taking and related performance.

The findings from the present study should be considered in light of important limitations. First, it is likely that, given a greater number of trials, learning might have eventually been observed among participants who did not show evidence of learning during the task. Another important limitation is that the present task includes both rewards (points) and punishment (removal of points) simultaneously, which precludes the ability to examine the potential differences motivated by these two factors. Future research should consider including approach related instrumental learning tasks that vary reward and punishment to allow for the independent examination of these motivating factors.

5. Conclusions

The present study supports the finding that temperament influences risk taking on a novel task. Importantly, we measured the heterogeneity in risk taking as it relates to specific contexts. In the current study, under conditions that allow for learning (i.e., the stable conditions), individuals did learn and subsequently gained more points on trials across the task. We found evidence for individual differences in temperament that were associated with learning. SS was associated with increased risk taking on the task, but it was the combination of high SS and high AS that resulted in optimal performance (i.e., decreasing explosions and increasing points). Disentangling SS from learning may be useful in understanding the predictors of successful versus unsuccessful risk taking behavior.

References

- Aron EN, Aron A, Jagiellowicz J. Sensory processing sensitivity: A review in the light of the evolution of biological responsiveness. *Personality and Social Psychology Review*. 2012; 16:262–282.10.1177/1088868311434213 [PubMed: 22291044]
- Ashenhurst JR, Jentsch JD, Ray LA. Risk-taking and alcohol use disorders symptomatology in a sample of problem drinkers. *Experimental and Clinical Psychopharmacology*. 2011; 19(5):361–370.10.1037/a0024412 [PubMed: 21707191]
- Baron RA, Markman GD. Beyond social capital: The role of entrepreneurs' social competence in their financial success. *Journal of Business Venturing*. 2003; 18(1):41–60.10.1016/S0883-9026(00)00069-0
- Blair RR. Neurocognitive models of aggression, the antisocial personality disorders, and psychopathy. *Journal of Neurology, Neurosurgery & Psychiatry*. 2001; 71(6):727–731.10.1136/jnnp.71.6.727
- Boyer TW. The development of risk-taking: A multi-perspective review. *Developmental Review*. 2006; 26:291–345.10.1016/j.dr.2006.05.002

- Corr PJ, Pickering AD, Gray JA. Personality and reinforcement in associative and instrumental learning. *Personality and Individual Differences*. 1995; 19(1):47–71.10.1016/0191-8869(95)00013-V
- Costa, PT., Jr; McCrae, RR. NEO-PI-R Professional Manual—Revised NEO Personality Inventory (NEO-PI-R) and NEO Five Factor Inventory (NEO-FFI). Odessa, FL: Psychological Assessment Resources; 1992.
- Derryberry D, Reed MA, Pilkenton-Taylor C. Temperament and coping: Advantages of an individual differences perspective. *Development and Psychopathology*. 2003; 15(4):1049–1066.10.1017/S0954579403000439 [PubMed: 14984137]
- Evans DE, Rothbart MK. Developing a model for adult temperament. *Journal of Research in Personality*. 2007; 41(4):868–888.10.1016/j.jrp.2006.11.002
- Fischer S, Smith G. Deliberation affects risk taking beyond sensation seeking. *Journal of Personality and Individual Differences*. 2004; 36(3):527–537.10.1016/S0191-8869(03)00112-0
- Gibson EJ. Exploratory behavior in the development of perceiving, acting, and the acquiring of knowledge. *Annual Review of Psychology*. 1988; 39:41–57.10.1146/annurev.ps.39.020188.000245
- Godin J-GJ, Smith SA. A fitness cost of foraging in the guppy. *Nature*. 1988; 333(6168):69–71.10.1038/333069a0
- Grillon C, Baas JP, Lissek S, Smith K, Milstein J. Anxious responses to predictable and unpredictable aversive events. *Behavioral Neuroscience*. 2004; 118(5):916–924.10.1037/0735-7044.118.5.916 [PubMed: 15506874]
- Grinblatt M, Keloharju M. Sensation seeking, overconfidence, and trading activity. *The Journal of Finance*. 2009; 64(2):549–578.10.1111/j.1540-6261.2009.01443.x
- Hopko DR, Lejuez CW, Daughters SB, Aklın WM, Osborne A, Strong DR, et al. Construct validity of the balloon analogue risk task (BART): Relationship with MDMA use by inner-city drug users in residential treatment. *Psychopathology and Behavioral Assessment*. 2006; 28(2):95–101.10.1007/s10862-006-7487-5
- Humphreys KL, Lee SS. Risk taking and sensitivity to punishment in children with ADHD, ODD, ADHD+ODD, and controls. *Journal of Psychopathology and Behavioral Assessment*. 2011; 33(3):299–307.10.1007/s10862-011-9237-6
- Jentsch J, Woods JA, Groman SM, Seu E. Behavioral characteristics and neural mechanisms mediating performance in a rodent version of the Balloon Analog Risk Task. *Neuropsychopharmacology*. 2010; 35(8):1797–1806. [PubMed: 20375994]
- Kaufman SB, Deyoung CG, Gray JR, Jiménez L, Brown J, Mackintosh N. Implicit learning as an ability. *Cognition*. 2010; 116(3):321–340.10.1016/j.cognition.2010.05.011 [PubMed: 20573341]
- Lejuez CW, Aklın WM, Jones HA, Richards JB, Read JP, et al. The balloon analogue risk task (BART) differentiates smokers and nonsmokers. *Experimental and Clinical Psychopharmacology*. 2003; 11(1):26–33.10.1037/1064-1297.11.1.26 [PubMed: 12622341]
- Lejuez CW, Read JP, Kahler CW, Richards JB, Ramsey SE, Stuart GL, Brown RA. Evaluation of a behavioral measure of risk taking: The Balloon Analogue Risk Task (BART). *Journal of Experimental Psychology: Applied*. 2002; 8(2):75–84.10.1037/1076-898X.8.2.75 [PubMed: 12075692]
- Levenson MR. Risk taking and personality. *Journal of Personality and Social Psychology*. 1990; 58(6):1073–1080.10.1037/0022-3514.58.6.1073 [PubMed: 2391639]
- Lynam, DR.; Smith, GT.; Whiteside, SP.; Cyders, MA. The UPPS-P: Assessing five personality pathways to impulsive behavior (Technical Report). West Lafayette, IN: Purdue University; 2006.
- Palmgreen P, Donohew L, Lorch EP, Hoyle RH, Stephenson MT. Television campaigns and adolescent marijuana use: Tests of sensation seeking targeting. *American Journal of Public Health*. 2001; 91(2):292–296. [PubMed: 11211642]
- Patrick CJ. Emotion and psychopathy: Startling new insights. *Psychophysiology*. 1994; 31(4):319–330.10.1111/j.1469-8986.1994.tb02440.x [PubMed: 10690912]
- Piaget, J. *The construction of reality in the child*. New York: Basic Books; 1954.

- Pickering, AD.; Gray, JA. Dopamine, appetitive reinforcement, and the neuropsychology of human learning: An individual differences approach. In: Elias, A.; Angleitner, A., editors. *Advances in research on temperament*. Lengerich, Germany: PABST Science Publishers; 2001. p. 113-149.
- Pleskac TJ. Decision making and learning while taking sequential risks. *Journal of Experimental Psychology Learning, Memory, and Cognition*. 2008; 34(1):167–185.10.1037/0278-7393.34.1.167
- Preacher KJ, Hayes AF. Asymptotic and resampling strategies for assessing and comparing indirect effects in multiple mediator models. *Behavior Research Methods*. 2008; 40(3):879–891.10.3758/BRM.40.3.879 [PubMed: 18697684]
- Rauch, A.; Frese, M. Born to be an entrepreneur? Revisiting the personality approach to entrepreneurship. In: Baum, JR.; Frese, M.; Baron, RA., editors. *The psychology of entrepreneurship*. Mahwah, NJ: Erlbaum; 2007. p. 41-65.
- Rosenbloom T. Risk evaluation and risky behavior of high and low sensation seekers. *Social Behavior and Personality*. 2003; 31:375–386.10.2224/sbp.2003.31.4.375
- Rothbart MK, Ahadi SA, Evans DE. Temperament and personality: Origins and outcomes. *Journal of Personality and Social Psychology*. 2000; 78(1):122–135.10.1037/0022-3514.78.1.122 [PubMed: 10653510]
- Schwebel DC, Severson J, Ball KK, Rizzo M. Individual difference factors in risky driving: The roles of anger/hostility, conscientiousness, and sensation-seeking. *Accident Analysis and Prevention*. 2006; 38(4):801–810.10.1016/j.aap.2006.02.004 [PubMed: 16527223]
- Sellbom M, Ben-Porath YS, Patrick CJ, Wygant DB, Gartland DM, Stafford KP. Development and construct validation of MMPI-2-RF indices of global psychopathy, fearless-dominance, and impulsive-antisociality. *Personality Disorders: Theory, Research, and Treatment*. 2012; 3(1):17–38.10.1037/a0023888
- Slovic P. Risk-taking in children: Age and sex differences. *Child Development*. 1966; 37(1):169–176.
- Van der Veen IT, Sivars LE. Causes and consequences of mass loss upon predator encounter interruption, stress or fit-for-flight? *Functional Ecology*. 2000; 14:638–644.10.1046/j.1365-2435.2000.t01-1-00465.x
- Van Egeren LF. A Cybernetic Model of global personality traits. *Personality and Social Psychology Review*. 2009; 13:92–108.10.1177/1088868309334860 [PubMed: 19351887]
- Whiteside SP, Lynam DR. Understanding the role of impulsivity and externalizing psychopathology in alcohol abuse: Application of the UPPS Impulsive Behavior Scale. *Experimental and Clinical Psychopharmacology*. 2003; 11(3):210–217.10.1037/1064-1297.11.3.210 [PubMed: 12940500]
- Wong A, Carducci BJ. Sensation seeking and financial risk taking in everyday money matters. *Journal of Business and Psychology*. 1991; 5(4):525–530.10.1007/BF01014500

Highlights

- Examined the BELT, an exploration-based instrumental learning task, in young adults.
- Sensation seeking (SS) predicted overall risk taking behavior.
- Participants improved their performance across the task.
- High SS individuals with high associative sensitivity modified risk behavior to improve outcome.

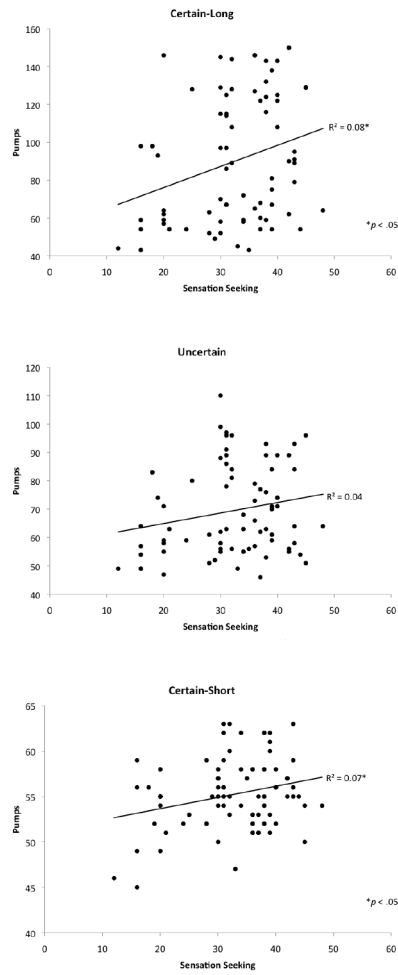


Figure 1. Sensation seeking predicted increased risk taking across the task for certain-long, uncertain, and certain-short balloon conditions.

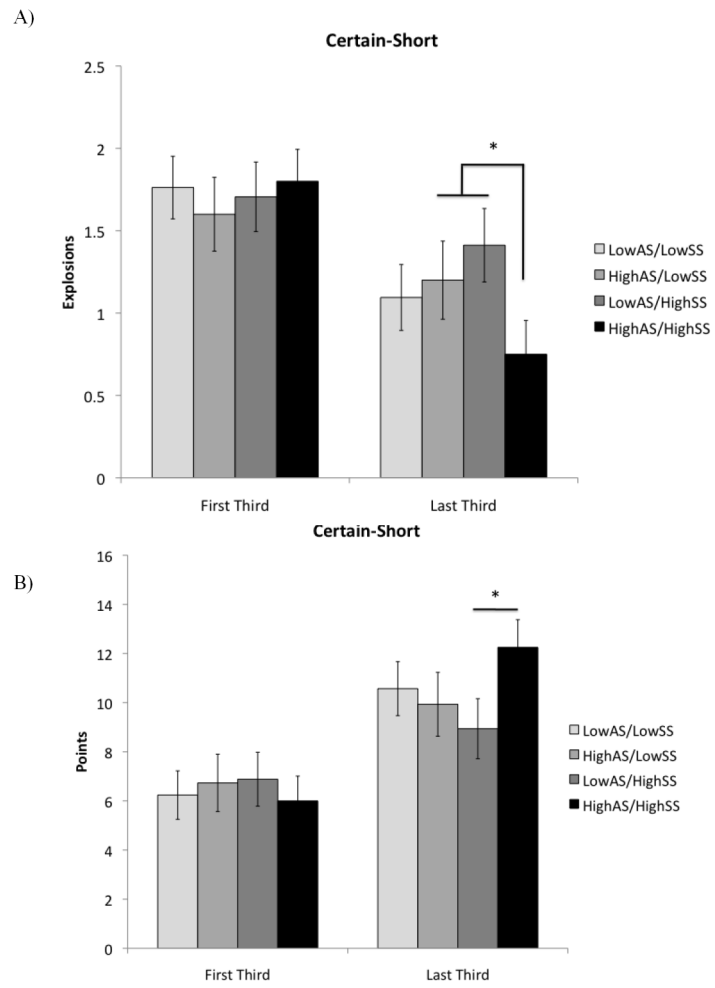
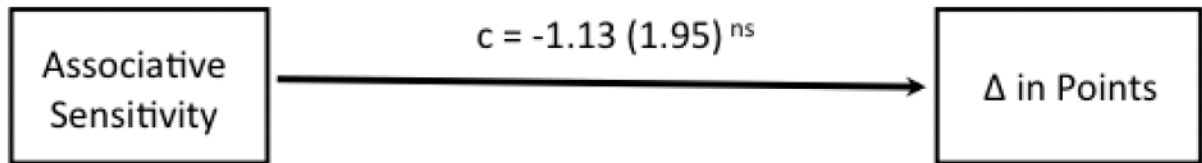
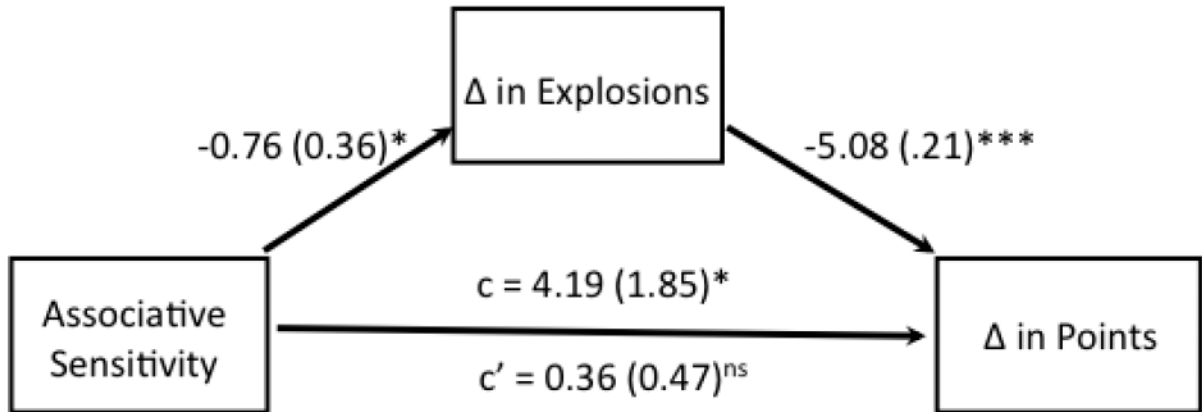


Figure 2. A significant sensation seeking (SS) by associative sensitivity (AS) interaction was found for number of explosions on the last third of the task in the certain-short condition. Individuals high on both traits made fewer explosions than those high in SS but low in AS.

A) Among Low SS



B) Among High SS

**Figure 3.**

(A) Among high sensation seekers associative sensitivity predicted increases in points earned for the certain-short condition. (B) Mediation Model: Among high sensation seekers the association between associative sensitivity and an increase in points is mediated via a reduction in balloon explosions on the certain-short condition. * $p < .05$, *** $p < .001$.

Table 1

Mean (SD) for Pumps, Points, and Explosions by Task Third and Balloon Condition

	First Third	Second Third	Last Third
Pumps			
Certain-Short	18.53 (1.98)	18.48 (1.69)	18.20 (1.85)
Uncertain	25.13 (7.74)	22.44 (5.46)	21.93 (5.22)
Certain-Long	29.41 (12.12)	29.28 (11.63)	30.91 (13.10)
Points			
Certain-Short	6.49 (4.43)	8.03 (5.21)	10.64 (5.08)
Uncertain	14.15 (5.38)	15.39 (4.01)	16.23 (4.17)
Certain-Long	24.85 (9.08)	27.00 (8.94)	28.37 (10.28)
Explosions			
Certain-Short	1.72 (0.85)	1.49 (0.92)	1.08 (0.93)
Uncertain	1.15 (0.78)	0.89 (0.58)	0.75 (0.59)
Certain-Long	0.24 (0.54)	0.12 (0.33)	0.13 (0.34)