



RESEARCH

Open Access

The feasibility of an intensive case management program for injection drug users on antiretroviral therapy in St. Petersburg, Russia

Alla V Shaboltas^{1,4*}, Roman V Skochilov^{1,4†}, Lillian B Brown^{2†}, Vanessa N Elharrar^{3†}, Andrei P Kozlov^{4†} and Irving F Hoffman^{2†}

Abstract

Background: The majority of HIV-infected individuals requiring antiretroviral therapy (ART) in Russia are Injection Drug Users (IDU). Substitution therapy used as part of a comprehensive harm reduction program is unavailable in Russia. Past data shows that only 16% of IDU receiving substance abuse treatment completed the course without relapse, and only 40% of IDU on ART remained on treatment at 6 months. Our goal was to determine if it was feasible to improve these historic outcomes by adding intensive case management (ICM) to the substance abuse and ART treatment programs for IDU.

Methods: IDU starting ART and able to involve a “supporter” who would assist in their treatment plan were enrolled. ICM included opiate detoxification, bi-monthly contact and counseling with the case, weekly group sessions, monthly contact with the “supporter” and home visits as needed. Full follow-up (FFU) was 8 months. Stata v10 (College Station, TX) was used for all analysis. Descriptive statistics were calculated for all baseline demographic variables, baseline and follow-up CD4 count, and viral load. Median baseline and follow-up CD4 counts and RNA levels were compared using the Kruskal-Wallis test. The proportion of participants with RNA < 1000 copies/mL at baseline and follow-up was compared using Fisher’s Exact test. McNemar’s test for paired proportions was used to compare the change in proportion of participants with RNA < 1000 copies/mL from baseline to follow-up.

Results: Between November 2007 and December 2008, 60 IDU were enrolled. 34 (56.7%) were male. 54/60 (90.0%) remained in FFU. Overall, 31/60 (52%) were active IDU at enrollment and 27 (45%) were active at their last follow-up visit. 40/60 (66.7%) attended all of their ART clinic visits, 13/60 (21.7%) missed one or more visit but remained on ART, and 7/60 (11.7%) stopped ART before the end of FFU. Overall, 39/53 (74%) had a final 6–8 month HIV RNA viral load (VL) < 1000 copies/mL.

Conclusions: Despite no substitution therapy to assist IDU in substance abuse and ART treatment programs, ICM was feasible, and the retention and adherence of IDU on ART in St. Petersburg could be greatly enhanced by adding ICM to the existing treatment programs.

Keywords: Injection drug users, Russia, HIV/AIDS, Antiretroviral therapy, Case management

* Correspondence: alla.shaboltas@gmail.com

†Equal contributors

¹St. Petersburg St. University, Universitetskaya nab. 7/9, St.Petersburg, Russia

⁴The Biomedical Center, Vyborgskaya st. 8, St.Petersburg, Russia

Full list of author information is available at the end of the article

Background

Political, economic, and social changes accompanying the fall of the Soviet Union in the 1990's contributed to the establishment of opium-based drug trafficking routes from Afghanistan through Russia and a rapid increase in injection drug abuse rates [1]. Russia currently has one of the highest rates of injecting drug users (IDU) in the world at 1.8% among adults over 15 years of age [2] and it is estimated that one of the highest IDU populations in the world (> 80,000 active IDU) live in St. Petersburg, the second largest city in Russia [3]. Unsafe injection drug practices drive the HIV epidemic in Russia, including St. Petersburg; 76% of incident HIV cases were associated with unsafe injection practices [4]. In addition, among HIV infected women who have never injected drugs, almost half have had sex with an IDU [5]. HIV prevalence and incidence rates among IDU in St. Petersburg have been consistently high, with a 30% prevalence and an incidence of 4.5 per 100 person-years in 2003 [6,7], 14 per 100 person-years incidence in 2008 [8], and 35% prevalence and 7.2 per 100 person-years incidence in 2010 [9].

Few IDU in Russia are currently receiving anti-retroviral treatment (ART). Almost 90% of all people with HIV in Russia are IDU but only 6% on ART are IDU [10]. One of the main obstacles to drug abuse and HIV treatment of active IDU is the low adherence and retention rates. Only 16% of IDU who attended substance abuse treatment programs completed the entire course without relapse [11]. In Russian the following components are available as substance abuse treatment: short-term intensive detoxification, opiate antagonist treatment (naltrexone), psychotherapy and social rehabilitation. The majority of IDU in St. Petersburg have access only to short-term detoxification, counseling with psychotherapy elements and social rehabilitation programs based on the 12-step model. Although HIV care and ART are currently available free for all HIV-infected individuals according to WHO guidelines for starting ART, self report and cross-sectional studies suggest IDU are not only less likely to access ART, they are less likely to be retained in care: only 40% of IDU on ART remain on treatment at 6 months [12]. Thus clinicians remain reluctant to treat IDUs because they fear low retention and adherence [13]. There is currently no effective system of case management for persons on ART in Russia.

Adherence to ART is critical to the effective treatment of HIV/AIDS. Adherence to prescribed doses may need to be as high as 90%-95% to achieve suppression of viral replication and prevent the development of resistant viral variants [14]. Active substance abuse has been associated with a decreased adherence to ART [15-17]. However, former users or those in substance abuse therapy programs have comparable adherence to those that never used [18]. IDU status itself is not a barrier to treat HIV. A meta-analysis of 12

studies (>9000 patients) found no difference in ART resistance rates among IDU (23% of sample) and non-IDU [19].

Case management is an effective strategy for HIV infected IDU patients to improve substance abuse and HIV treatment outcomes [20,21]. HIV-infected individuals with case managers are more likely to receive benefits advocacy, psychological services, and emotional and practical support. HIV case management is associated with increased utilization of support services and a decrease in unmet needs [22,23]. A brief, focused case management system in U.S. urban centers helped newly diagnosed HIV-positive individuals successfully access HIV care [24]. Among HIV-infected homeless and marginally-housed individuals, case management was associated with improved self-reported antiretroviral adherence and increased CD4 cell count [25]. A system of case-management of HIV-infected IDU in Brazil was widely acceptable to health care professionals involved in the medical care of IDU and peer-based support groups contributed to increased ART adherence [26]. In Lesotho a nurse-initiated managed care system resulted in a retention in care rate of 80% at 12 months and 77% at 24 months [27], and case management has resulted in adherence of greater than 80% in Mozambique and Brazil [28,29]. The inclusion of informal social networks, community support and relatives or friends in care is shown to be beneficial [30-32].

A prospective cohort study of HIV uninfected IDUs at risk for HIV-infection in St. Petersburg (DAIDS HPTN 033) demonstrated the effectiveness of a case management model in retention of IDU to long-term follow-up [6,7]. This study obtained 80% retention, and when adjusted for non-controlled reasons, such as incarceration or death, the retention rate was 90%. This clearly demonstrates the potential for intensive case management (ICM) to improve retention among active IDUs. We sought to examine the feasibility of ICM to improve substance abuse and HIV treatment outcomes for IDU in Russia.

Methods

Study population, inclusion criteria

HIV-infected, active IDU (within the last 6 months), who were eligible to start ART or recently began ART (within the last 3 month); were able to identify a parent, relative, partner or friend (supporter) who could actively assist them in their treatment plans; and for the active users, were willing to enroll in a 10 day in-patient detoxification program, were recruited at the City AIDS Center, St. Petersburg, Russia and invited to participate in the feasibility study.

Study visits

Once an IDU was confirmed eligible, an enrollment visit was conducted which included an informed consent procedure, a risk assessment questionnaire including drug

use and psychological status assessment, an HIV risk behavior evaluation, a physical examination of the skin looking for fresh needle marks, a urine drug screen and an alcohol breathalyzer. Enrollment also included a baseline CD4 count and HIV RNA viral load result extracted from the patients HIV care chart. If the participant was not currently on ART, ART began within 30 days of the enrollment visit. In addition, the IDU provided detailed locator information for themselves and their identified supporter.

Each participant was assigned to a personal case management team: a social worker and psychologist who both were responsible for the patient's follow-up and the development and implementation of their individual case management plan. Phone contacts or home visits were conducted by case managers when any ART clinic appointment was scheduled or missed. Any scheduled appointment was considered a missed visit after one week without re-scheduling through communication between the case manager or City AIDS Center staff and the patient. The case managers also communicated monthly with the patient supporter or more frequently during any crisis period or to assist with a scheduled or missed appointment.

Follow-up study visits occurred every 2 weeks for the 8 months of study duration. The full follow-up period was determined per protocol and was set at 8 months due to budget restrictions. Each follow-up visit included an interview on recent behavior including drug use, self reported adherence to their ART regimen, social harms, a physical exam looking for fresh needle marks, and a urine drug test. Also during each follow-up visit participants received individual drug and ART counseling. ART clinic appointment schedules (and ART distribution) were variable, depended on the clinician, and ranged from every one month to every three months. During visits at 4 and 8 months the HIV risk behavior and psychological behavior questionnaire was repeated.

Outcomes

Retention was stratified into three categories based on how many months of ART each participant received: 1. attended all clinic appointments including the 8 month follow-up visit; 2. attended some but not all clinic appointments, including the 8 month follow-up visit; 3. stopped ART before the 8 month follow-up period was complete. Adherence was determined by the final HIV RNA result that occurred between their 6–8 month follow-up visit.

HIV viral load was quantified using Roche RNA PCR 1.5 with a lower limit of detection of 50 copies/mL. CD4 was quantified using FACS count, both conducted as the standard of care at the City AIDS Center.

Drug abuse relapse was considered three consecutive days of drug use after a negative urine drug screen and was determined by self-report, history provided by the

supporter, clinical examination for the presence/absence of fresh puncture marks and additional urine drug tests. Case management was continued regardless of drug use status.

Analysis

Descriptive statistics were calculated for all baseline demographic variables, baseline and follow-up CD4 count, and viral load. Median baseline and follow-up CD4 counts and RNA levels were compared using the Kruskal-Wallis test. The proportion of participants with RNA < 1000 copies/mL at baseline and follow-up was compared using Fisher's Exact test. McNemar's test for paired proportions was used to compare the change in proportion of participants with RNA < 1000 from baseline to follow-up. Stata v10 (College Station, TX) was used for all analysis.

Ethical considerations

This pilot program was conducted in compliance with the protocol, International Conference on Harmonization Good Clinical Practice E6 (ICH-GCP) and the applicable regulatory requirements and the ethical considerations stated in the declaration of Helsinki. This program was approved by institutional review boards at the University of North Carolina and the Biomedical Center in St. Petersburg.

Results

Between November 2007 and May 2008, 901 HIV positive patients at the City AIDS center in St. Petersburg, Russia were screened for inclusion in the pilot study. Among them 346 (38.4%) were injection drug users with a history of active injection in the past 6 months, and 60 (17.3%) were eligible and consented to participate. The primary reasons for ineligibility were 171 (49.4%) were not eligible for ART, 49 (14.2%) refused to attend detoxification and only 16 (4.6%) had no supporter. Among the 60 enrolled, 34 (56.7%) were male; the median age was 31 years (range 18–41); 46 (76.7%) had at least a secondary education and only 7 (11.7%) were fully employed. The median age at first drug injection was 17 years with a median of 10 years of abuse. The "supporters" were mostly female (51; 85.0%); a parent (37; 61.7%); or a sexual partner (14; 23.3%).

At enrollment 31/60 (51.7%) were actively injecting. 29/60 (48.3%) had actively injected in the previous 6 month but were drug free at the enrollment date. Among the 31 actively injecting participants 30 (96.8%) were injecting heroin, 1 (3.2%) was injecting psycho stimulants, and 21/31 (67.7%) admitted to sharing injection paraphernalia in the past month. All 31 active users began a 10-day detoxification program but only 5 (16.1%) completed the program. However, 26/31 (83.9%) repeated the detox program at least one additional time during their 8-month follow-up period.

All 60 subjects started on ART between 3 months prior to enrollment and 1 months following enrollment. Sixteen (26.7%) started ART prior to enrollment. The reasons for ART initiation were 45 (75.0%) CD4 <300 cells/mL; 31 (51.7%) RNA >50,000 copies/mL; and 3 (5.0%) an opportunistic infection. 28/60 (46.7%) were asymptomatic at initiation. The initial ART regimens included 29 (61.7%) AZT/3TC/EFV; 7 (14.9%) AZT/3TC/LPV/r; and 4 (8.5%) DDI/3TC/NVP.

The overall follow-up rate with the case managers at 8 months was 54/60 (90.0%). 40 subjects (66.7%) attended all of their ART clinic appointments (Group 1); 13 (21.7%) were partially compliant to their ART clinic appointments (Group 2), including 6/13 (46%) who attended at least 90% of their clinic appointments; and 7 (11.7%) stopped attending their appointments (and receiving ART) on their own prior to the end of the 8 month follow-up period (Group 3) (Table 1). There was no statistically significant difference between the 3 retention groups according to gender, age, education, employment or living situation (data not shown).

The 8 month intensive case management effort included a medium number of 15 case manager contacts per subject, of which 33.4% were unscheduled contacts and the result of missed appointments or personal crisis. In addition, during the 8 month follow up period the case managers had a medium of 8 contacts with each “supporter” of which 18.2% were also unscheduled. Group counseling sessions were offered on a weekly basis. However, only 24/60 (40%) attended at least one session and the median number of sessions attended by these 24 was 2. Table 2, and Figures 1 and 2 provide data on the ART initiation and last follow-up CD4 and RNA result by levels of retention. At initiation the total median CD4 was 215 cells/mL with the median among the group who stopped ART at 160 cells/mL. There was no difference in the median CD4 count between the three groups at baseline ($p = 0.33$). There was a statistically significant improvement in the CD4 count at the last follow-up visit compared to the

baseline visit for the groups that were completely or partially adherent, but not for the group that stopped ART prior to the 8 month visit. The total median viral load at initiation was 12,000 copies/mL with the medians per adherence group ranging from 5,842 to 341,259 copies/mL with the highest value in the group that stopped ART early. At the last follow-up visit, the overall median RNA copies/mL was 64, with a median range from 50 copies/mL in those who attended all clinic visits to 3,750 in those who stopped ART prior to the end of the follow-up ($p = 0.04$). 84% of the fully adherent group had RNA copies/mL <1000; the partially adherent group had 58% and the group that stopped ART only 25% ($p = 0.02$). There was no demographic or behavioral difference by group between the participants who provided values to the CD4 and RNA analysis and those who did not.

Overall, 31/60 (51.7%) were active IDU at enrollment and 27 (45.0%) were active at their last follow-up visit. However, among the 29 (48.3%) subjects who were drug free at enrollment, 7 (24.1%) relapsed and were active users at their last visit. Overall, 33/60 (55.0%) were drug-free at the last follow-up visit.

Figure 3 illustrates the IDU status (drug free or active) of the subjects at their last follow-up visit stratified by their ART clinic appointment attendance. Being drug free was associated with better adherence/retention where 27/40 (67.5%) of the group with 100% clinic attendance were drug free, 6/13 (46.2%) of the group that attended most, but not all of their visits were drug free, and none 0/7 (00.0%) of the group that stopped ART and their clinic appointments before the end of the 8 month follow-up period were drug free ($P = 0.002$).

Discussion

Intensive case management for HIV infected IDU is feasible and can be an effective complement to improve HIV treatment outcomes, including retention and adherence in Russia. The majority (90%) of participants enrolled in this pilot study remained in research follow up until the end of the 8 month project period and 74% had a viral load <1000 copies/mL at their last visit. This is a significant improvement compared to historic data where only 40% of IDU starting on ART in St. Petersburg were retained in care at 6 months, and comparable to the ART adherence performance in the US where, over a ten year period, 78% of patients achieved viral suppression 6 months after starting combination ART [33]. Although our feasibility study had a small number of participants, we have shown that with intensive case management, IDU who have a social or family support system can achieve high levels of ART adherence (74%)

Table 1 ART follow-up and response (N = 60)

	N	Median number of participant ART clinic visits	Median number of weeks in follow-up
Participants who received ART the entire 8 months	40 (66.7%)	5	36
Participants who were partially adherent to ART during 8 months	13 (21.7%)	4	34
Participants who stopped ART before 8 months	7 (11.7%)	1	21

Table 2 CD4 and RNA at initiation and at 8 month (or last visit) by levels of ART adherence (N = 60)

	Attended all clinic visits (n = 40)	Attended some clinic visits, including 8 month visit (n = 13)	Stopped ART before 8 month visit (n = 7)	Total (n = 60)
CD4 Count				
Initiation CD4 Count: n(%)	38 (95%)	13 (100%)	5 (71%)	56 (93%)
Median (IQR)	219 (145,306)	213 (84,323)	160 (124,216)	215 (129,301)
Follow-up CD4 Count: n(%)	38 (95%)	13 (100%)	5 (71%)	56 (93%)
Median (IQR)	316 (194,384)	308 (113,360)	123 (100,253)	293 (154,382)
	<i>p</i> = 0.02	<i>p</i> = 0.03	<i>p</i> = 0.5	
Viral Load (VL)				
Initiation VL: n(%)	35 (88%)	12 (92%)	4 (57%)	51 (85%)
RNA <1000: n(%)	16 (46%)	4 (33%)	1 (25%)	21 (41%)
Median (IQR)	5840 (61,156000)	7440 (114,872779)	341259 (75232,911102)	12000 (75,268000)
Final VL: n(%)	37 (93%)	12 (92%)	4 (57%)	53 (88%)
RNA <1000: n(%)	31 (84%)*	7 (58%)*	1 (25%)*	39 (74%)
	<i>p</i> < 0.001	<i>p</i> = 0.4	<i>p</i> = 1.0	
Median (IQR)	50 (50,400)**	275 (50,7022)**	3750 (907,153000)**	64 (50,1030)

p* = 0.02 *p* = 0.04.

and retention in care (88%) despite continued or unstable drug use. Although we limited our enrollment to IDU who identified a support person to help them with their treatment program, only 5% of the 346 IDU's screened did not have a viable support person. This is reassuring and consistent with the demographic data that shows almost all IDU either live at home with their parents or have a steady sexual partner. Thus, the strategy of including such a support person in case management treatment planning could be scaled up.

Because no substitution therapy is available in Russia, the options for substance abuse treatment are limited. Short-term detoxification is notoriously ineffective and psychological counseling without replacement therapy also has an extremely high relapse rate. Naltrexone, an opioid antagonist reduces relapse in Russia [11,34] but is very expensive and not available to most injectors, especially in the public sector. Overall, we observed a modest reduction in active drug use, however one quarter of IDU who were not actively injecting at enrollment

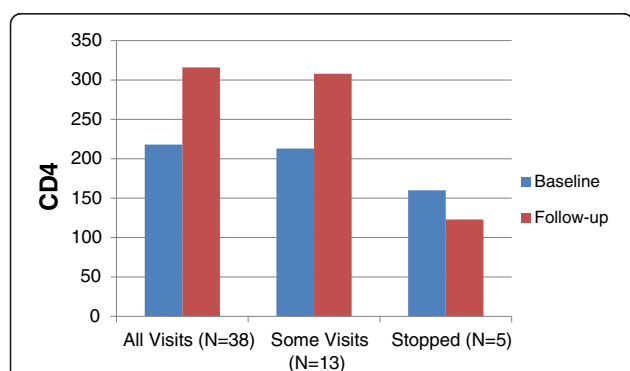


Figure 1 CD4 at Baseline and last follow-up visit. Figure 1 provides data on baseline (ART initiation) and last follow-up CD4 result by levels of retention. At initiation the total median CD4 was 215 cells/mL with the median among the group who stopped ART at 160 cells/mL. There was no difference in the median CD4 count between the three groups at baseline (*p* = 0.33). There was a statistically significant improvement in the CD4 count at the last follow-up visit compared to the baseline visit for the groups that were completely or partially adherent, but not for the group that stopped ART prior to the 8 month visit.

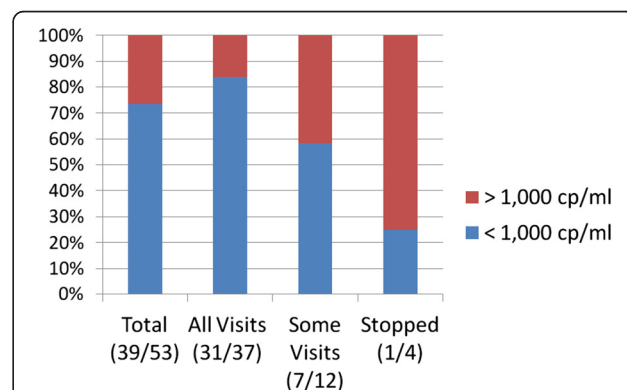


Figure 2 HIV RNA at last follow-up visit. Figure 2 provides data on ART initiation and last follow-up viral load by levels of retention. The total median viral load at initiation was 12,000 copies/mL with the medians per adherence group ranging from 5,842 to 341,259 copies/mL with the highest value in the group that stopped ART early. At the last follow-up visit, the overall median RNA copies/mL was 64, with a median range from 50 copies/mL in those who attended all clinic visits to 3,750 in those who stopped ART prior to the end of the follow-up (*p* = 0.04). 84% of the fully adherent group had RNA copies/mL <1000; the partially adherent group had 58% and the group that stopped ART only 25% (*p* = 0.02).

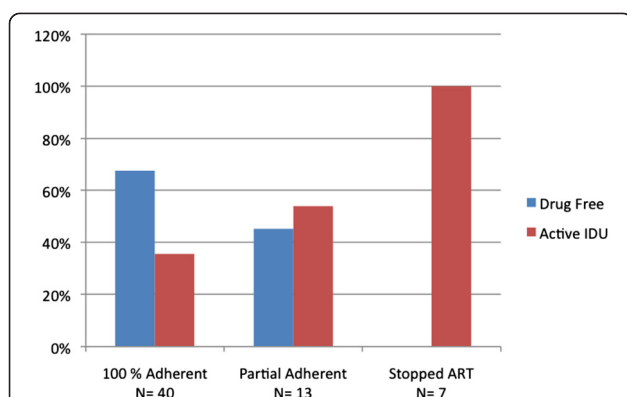


Figure 3 ART adherence and IDU status at last follow-up visit. Figure 3 illustrates the IDU status (drug free or active) of the subjects at their last follow-up visit stratified by their ART clinic appointment attendance. Being drug free was associated with better adherence/retention where 27/40 (67.5%) of the group with 100% clinic attendance were drug free, 6/13 (46.2%) of the group that attended most, but not all of their visits were drug free, and none 0/7 (00.0%) of the group that stopped ART and their clinic appointments before the end of the 8 month follow-up period were drug free ($P = 0.002$).

relapsed during the follow-up, reflecting the reality of drug addiction in the absence of either substitution therapy or naltrexone. Indeed, all the participants who were lost to follow-up or stopped ART before the end of the follow-up period were actively injecting. Countries where substitution therapy is not available for opiate dependent HIV-infected persons requiring ART pose a significant challenge to effective treatment, mostly due to poor adherence and retention. Even among our population of injectors who all had a social support system, intensive case management and the provision of antiretroviral therapy, there was virtually no effect on drug use.

The HIV/AIDS epidemic in Russia parallels the epidemic of drug use in Russia. The majority of participants in our cohort began injecting drugs when they were less than 20 years of age and have now been IDUs for at least 10 years. Many of this initial cohort of drug users who are still alive, now require ART. However, the success of the ART program will be hampered by continued drug use and no widely accessible and effective substance abuse treatment program.

A comprehensive, multidisciplinary approach to care for HIV infected IDU has proven effective in other settings [35-37]. In Brazil, an integrated system of mobile case management and ART and primary care treatment at the same location as substance abuse treatment including substitution therapy was successfully implemented [26]. Integrating office-based opioid dependence treatment in HIV primary care has been promoted as an effective method to improve treatment for HIV-infected drug users [38].

The limitations of our feasibility study include the small numbers of IDUs followed, no real-time comparison group that limited our ability to determine effectiveness, and questions about scaling up such a labor intensive case management system. Though feasible for a limited number of IDU, it is unlikely that the resources would be available to scale up such an intensive program. A less intensive case management intervention would be sustainable and scalable. We believe the “supporter” support system could be retained within this system, but we do not know how fewer case manager contacts with the case and their supporter would affect the outcomes. Enhancing the use of cell phone technology would be one way to reduce the cost per case managed.

Conclusions

Overall, intensive case management for IDU on ART is a feasible and promising strategy to enhance substance abuse and ART treatment in Russia. A case management system provides both individual and public health opportunities for prevention activities. Comprehensive prevention packages that coordinate substance abuse and HIV prevention strategies using case management as the cornerstone for HIV positive and HIV negative IDU, with appropriate replacement therapy, will be essential to improving substance abuse and HIV outcomes.

Competing interests

None of authors have financial or non-financial competing interests.

Authors' contributions

AVS contributed to the study design, coordinated all study procedures and drafted the manuscript. RVS participated in the study design, data collection and statistical analysis. IFH contributed to the study design, protocol development, data analysis and writing the manuscript. LBB participated in statistical analysis and preparation of the first draft of manuscript. VNE contributed to data analysis and logistic. APK contributed to logistic and study management. All authors read and approved the final manuscript.

Acknowledgments

This work was supported by a grant PEPFARE/DAIDS-ES to the Biomedical Center, St. Petersburg and University of North Carolina (USA) and NIH grant F30 MH085431. The authors acknowledge the great work and input of the research site staff and field team at the Biomedical Center, all the participants and all their supporters. The authors also thank the collaborators and colleagues at the City AIDS Center, the Botkin Infectious Disease Hospital and the City Narcological Hospital for their interest and efforts in support of this research project.

Author details

¹St. Petersburg St. University, Universitetskaya nab. 7/9, St. Petersburg, Russia. ²Department of Medicine, University of North Carolina, Manning Drive, Chapel Hill, NC, USA. ³NIAID, NIH, 6700-B Rockledge Drive, 5125, Bethesda, MD 20892, USA. ⁴The Biomedical Center, Vyborgskaya st. 8, St. Petersburg, Russia.

Received: 6 August 2012 Accepted: 28 August 2013
Published: 5 September 2013

References

1. Kalichman SC, Kelly JA, Sikkema KJ, Koslov AP, Shaboltas AV, Granskaya JV: **The emerging AIDS crisis in Russia: review of enabling factors and prevention needs.** *Int J STD AIDS* 2000, **11**(2):71–75.
2. Mathers BM, Degenhardt L, Phillips B, Wiessing L, Hickman M, Strathdee SA, Wodak A, Panda S, Tyndall M, Toufik A, Mattick RP: **Global epidemiology of injecting drug use and HIV among people who inject drugs: a systematic review.** *Lancet* 2008, **372**(9651):1733–1745.
3. Heimer R, White E: **Estimation of the number of injection drug users in St. Petersburg, Russia.** *Drug Alcohol Depend* 2010, **109**(1–3):79–83.
4. Gyarmathy VA, Li N, Tobin KE, Hoffman IF, Sokolov N, Levchenko J, Batluk J, Kozlov AA, Kozlov AP, Latkin CA: **Injecting equipment sharing in Russian drug injecting dyads.** *AIDS Behav* 2010, **14**(1):141–151.
5. Toussova O, Shcherbakova I, Volkova G, Niccolai L, Heimer R, Kozlov A: **Potential bridges of heterosexual HIV transmission from drug users to the general population in St. Petersburg, Russia: is it easy to be a young female?** *J Urban Health* 2009, **86**(Suppl 1):121–130.
6. Kozlov AP, Shaboltas AV, Toussova OV, Verevochkin SV, Masse BR, Perdue T, Beauchamp G, Sheldon W, Miller WC, Heimer R, Ryder RW, Hoffman IF: **HIV incidence and factors associated with HIV acquisition among injection drug users in St Petersburg, Russia.** *AIDS* 2006, **20**(6):901–906.
7. Shaboltas AV, Toussova OV, Hoffman IF, Heimer R, Verevochkin SV, Ryder RW, Khoshnood K, Perdue T, Masse BR, Kozlov AP: **HIV prevalence, sociodemographic, and behavioral correlates and recruitment methods among injection drug users in St. Petersburg, Russia.** *J Acquir Immune Defic Syndr* 2006, **41**(5):657–663.
8. Niccolai LM, Verevochkin SV, Toussova OV, White E, Barbour R, Kozlov AP, Heimer R: **Estimates of HIV incidence among drug users in St. Petersburg, Russia: continued growth of a rapidly expanding epidemic.** *Eur J Public Health* 2010, **21**(5):613–619.
9. Verevochkin SV, Shaboltas AV, Gagarina SN, Skochilov RV, Toussova OV, Krasnoselskih TV, Malov SV, Kozlov AP: **High HIV incidence rate in St. Petersburg IDU cohort.** In *Proceedings of the 6th IAS conference on HIV pathogenesis, treatment and prevention: 17–20 July 2011*. Rome, Italy: TUPE346; 2011.
10. Wolfe D: **Paradoxes in antiretroviral treatment for injecting drug users: access, adherence and structural barriers in Asia and the former Soviet Union.** *Int J Drug Policy* 2007, **18**(4):246–254.
11. Krupitsky EM, Zvartau EE, Masalov DV, Tsoi MV, Burakov AM, Egorova VY, Didenko TY, Romanova TN, Ivanova EB, Beshpalov AY, Verbitskaya EV, Neznanov NG, Grinenko AY, O'Brien CP, Woody GE: **Naltrexone for heroin dependence treatment in St. Petersburg, Russia.** *J Subst Abuse Treat* 2004, **26**(4):285–294.
12. Amirkhani YA, Kelly JA, Kuznetsova AV, DiFranceisco WJ, Musatov VB, Pirogov DG: **People with HIV in HAART-era Russia: transmission risk behavior prevalence, antiretroviral medication-taking, and psychosocial distress.** *AIDS Behav* 2011, **15**(4):767–777.
13. WHO Regional Office for Europe: **WHO, HIV/AIDS treatment and care for injecting drug users.** Copenhagen: Clinical Protocol for the WHO European region; 2006.
14. Harrigan PR, Hogg RS, Dong WW, Yip B, Wynhoven B, Woodward J, Brumme CJ, Brumme ZL, Mo T, Alexander CS, Montaner JS: **Predictors of HIV Drug-Resistance Mutations in a Large Antiretroviral-Naive Cohort Initiating Triple Antiretroviral Therapy.** *J Infect Dis* 2005, **191**:339–347.
15. Bouhnik AD, Chesney M, Carrier P, Gallais H, Moreau J, Moatti JP, Obadia Y, Spire B, MANIF 2000 Study Group: **Nonadherence among HIV-infected injecting drug users: the impact of social instability.** *J Acquir Immune Defic Syndr* 2002, **31**(Suppl 3):149–153.
16. Hinkin CH, Barclay TR, Castellon SA, Levine AJ, Durvasula RS, Marion SD, Myers HF, Longshore D: **Drug use and medication adherence among HIV-1 infected individuals.** *AIDS Behav* 2007, **11**(2):185–194.
17. Nolan S, Milloy M-J, Zhang R, Kerr T, Hogg RS, Montaner JS, Wood E: **Adherence and plasma HIV RNA response to antiretroviral therapy among HIV-seropositive injection drug users in a Canadian setting.** *AIDS Care* 2011, **23**(8):980–987.
18. Hicks PL, Mulvey KP, Chander G, Fleishman JA, Josephs JS, Korhuis PT, Hellinger J, Gaist P, Gebro KA, HIV Research Network: **The impact of illicit drug use and substance abuse treatment on adherence to HAART.** *AIDS Care* 2007, **19**(9):1134–1140.
19. Werb D, Mills EJ, Montaner JS, Wood E: **Risk of resistance to highly active antiretroviral therapy among HIV-positive injecting drug users: a meta-analysis.** *Lancet Infect Dis* 2010, **10**(7):464–469.
20. Hesse M, Vanderplasschen W, Rapp R, Broekaert E, Fridell M: **Case management for persons with substance use disorders.** *Cochrane Database Syst Rev* 2007, **4**:CD006265.
21. Vanderplasschen W, Wolf J, Rapp RC, Broekaert E: **Effectiveness of different models of case management for substance-abusing populations.** *J Psychoactive Drugs* 2007, **39**(1):81–95.
22. Shelton RC, Golin CE, Smith SR, Eng E, Kaplan A: **Role of the HIV/AIDS case manager: analysis of a case management adherence training and coordination program in North Carolina.** *AIDS Patient Care STDS* 2006, **20**(3):193–204.
23. Katz MH, Cunningham WE, Fleishman JA, Andersen RM, Kellogg T, Bozzette SA, Shapiro MF: **Effect of case management on unmet needs and utilization of medical care and medications among HIV-infected persons.** *Ann Intern Med* 2001, **135**(8 Pt 1):557–565.
24. Gardner LI, Metsch LR, Anderson-Mahoney P, Loughlin AM, del Rio C, Strathdee S, Sansom SL, Siegal HA, Greenberg AE, Holmberg SD, Antiretroviral Treatment and Access Study Group: **Efficacy of a brief case management intervention to link recently diagnosed HIV-infected persons to care.** *AIDS* 2005, **19**(4):423–431.
25. Kushel MB, Colfax G, Ragland K, Heineman A, Palacio H, Bangsberg DR: **Case management is associated with improved antiretroviral adherence and CD4+ cell counts in homeless and marginally housed individuals with HIV infection.** *Clin Infect Dis* 2006, **43**(2):234–242.
26. Malta M, Carneiro-da-Cunha C, Kerrigan D, Strathdee SA, Monteiro M, Bastos FI: **Case management of human immunodeficiency virus-infected injection drug users: a case study in Rio de Janeiro, Brazil.** *Clin Infect Dis* 2003, **37**(Suppl 5):386–391.
27. Cohen R, Lynch S, Bygrave H, Eggers E, Vlahakis N, Hilderbrand K, Knight L, Pillay P, Saranchuk P, Goemaere E, Makakole L, Ford N: **Antiretroviral treatment outcomes from a nurse-driven, community-supported HIV/AIDS treatment programme in rural Lesotho: observational cohort assessment at two years.** *J Int AIDS Soc* 2009, **12**:23.
28. Marazzi MC, Bartolo M, Emberti Gialloreti L, Germano P, Guidotti G, Liotta G, Magnano San Lio M, Mancinelli S, Modolo MA, Narciso P, Perno CF, Scarcella P, Tintisona G, Palombi L: **Improving adherence to highly active anti-retroviral therapy in Africa: the DREAM programme in Mozambique.** *Health Educ Res* 2006, **21**(1):34–42.
29. Remien RH, Bastos FI, Terto V Jr, Raxach JC, Pinto RM, Parker RG, Berkman A, Hacker MA: **Adherence to antiretroviral therapy in a context of universal access, in Rio de Janeiro, Brazil.** *AIDS Care* 2007, **19**(6):740–748.
30. Siegal HA, Li L, Rapp RC: **Case management as a therapeutic enhancement: Impact on post-treatment criminality.** *J Addict Dis* 2002, **21**(4):37–46.
31. Siegal HA, Rapp RC, Kelliher CW, Fisher JH, Wagner JH, Cole PA: **The strengths perspective of case management: A promising inpatient substance abuse treatment enhancement.** *J Psychoactive Drugs* 1995, **27**(1):67–72.
32. Vaughan-Sarrazin MS, Hall JA, Rick GS: **Impact of case management on use of health services by rural clients in substance abuse treatment.** *J Drug Issues* 2000, **30**(2):435–463.
33. Menezes P, Miller WC, Wohl DA, Adimora AA, Leone PA, Miller WC, Eron JJ Jr: **Does HAART efficacy translate to effectiveness? Evidence for a trial effect.** *PLoS One* 2011, **6**(7):e21824.
34. Krupitsky E, Nunes EV, Ling W, Illeperuma A, Gastfriend DR, Silverman BL: **Injectable extended-release naltrexone for opioid dependence: a double-blind, placebo-controlled, multicentre randomised trial.** *Lancet* 2011, **377**(9776):1506–1513.
35. Zaller N, Gillani FS, Rich JD: **A model of integrated primary care for HIV-positive patients with underlying substance use and mental illness.** *AIDS Care* 2007, **19**(9):1128–1133.
36. Bouis S, Reif S, Whetten K, Scovil J, Murray A, Swartz M: **An integrated, multidimensional treatment model for individuals living with HIV, mental illness, and substance abuse.** *Health Soc Work* 2007, **32**(4):268–278.

37. Smith-Rohrberg D, Mezger J, Walton M, Bruce RD, Altice FL: **Impact of enhanced services on virologic outcomes in a directly administered antiretroviral therapy trial for HIV-infected drug users.** *J Acquir Immune Defic Syndr* 2006, **43**(Suppl 1):48–53.
38. Lum PJ, Tulskey JP: **The medical management of opioid dependence in HIV primary care settings.** *Curr HIV/AIDS Rep* 2006, **3**(4):195–204.

doi:10.1186/1477-7517-10-15

Cite this article as: Shaboltas *et al.*: The feasibility of an intensive case management program for injection drug users on antiretroviral therapy in St. Petersburg, Russia. *Harm Reduction Journal* 2013 **10**:15.

**Submit your next manuscript to BioMed Central
and take full advantage of:**

- Convenient online submission
- Thorough peer review
- No space constraints or color figure charges
- Immediate publication on acceptance
- Inclusion in PubMed, CAS, Scopus and Google Scholar
- Research which is freely available for redistribution

Submit your manuscript at
www.biomedcentral.com/submit

