

Published in final edited form as:

Organometallics. 2013 November 25; 32(22): . doi:10.1021/om400651p.

Electrophilic C–H Borylation and Related Reactions of B–H Boron Cations

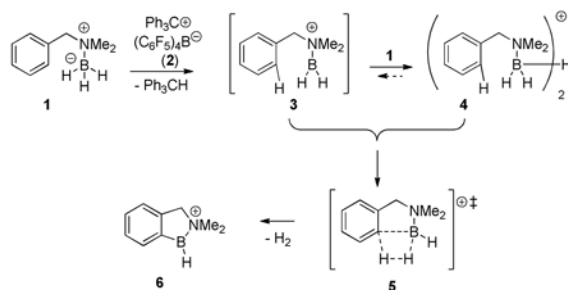
Aleksandrs Prokofjevs, Janis Jermaks, Alina Borovika, Jeff W. Kampf, and Edwin Vedejs*
 Department of Chemistry, University of Michigan, 930 North University Avenue, Ann Arbor, Michigan 48109, United States

Abstract

Catalytic procedures are described for aminedirected borylation of aliphatic and aromatic tertiary amine boranes. Sequential double borylation is observed in cases where two or more C–H bonds are available that allow 5-center or 6-center intramolecular borylation. The HNTf₂ catalyzed borylation of benzylamine boranes provides a practical means for the synthesis of ortho-substituted arylboronic acid derivatives, suitable for Suzuki-Miyaura cross-coupling applications.

INTRODUCTION

Recent reports from our laboratory have described intramolecular borylation of aromatic C–H bonds via hydride abstraction from amine borane **1** with Ph₃C⁺ B(C₆F₅)₄[−] (**2**; eq. 1).^{1–4} Nearstoichiometric activation procedures gave the best results using 90 mol% of the trityl salt **2** at room temperature, and borylation was attributed to transient borenium intermediates **3** or equivalent species, although the only observable borocations were the relatively stable hydride-bridged “dimers” **4** (at 50% loading of **2**) and the product borenium salts **6** (using 90% of **2**).³ Although the mechanistic details remain uncertain, conversion to **6**⁴ requires a dehydrogenation step that may correspond to a transition state **5**.



(1)

We have also disclosed related chemistry for the borylation of aliphatic C–H bonds in a preliminary account.^{5,6} In this case, the stoichiometric process using trityl salt **2** also occurs at room temperature, but cleaner reactions are observed in several examples using the strong

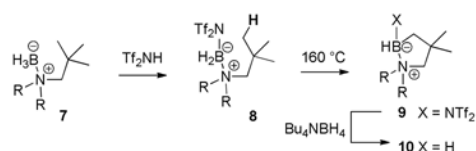
Corresponding Author: edved@umich.edu.

The authors declare no competing financial interests.

Supporting Information

 X-ray crystallography data and NMR spectra. This material is available free of charge via the Internet at <http://pubs.acs.org>.

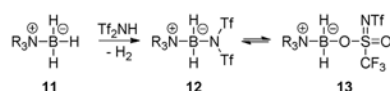
acid Tf₂NH as catalyst at 160 °C (eq. 2), apparently via the initial conversion of the amine borane **7** to an intermediate **8** and hydrogen gas. Subsequent borylation affords a mixture of the hydrolytically labile **9** and the cyclic amine borane **10** resulting from intermolecular hydride transfer from **7** to **9**, and reductive quenching with Bu₄NBH₄ completes the conversion to the stable product **10**. We now describe a more extensive investigation of catalytic and stoichiometric borylations involving aliphatic substrates, and also show that a similar catalytic borylation gives much-improved yields with representative aromatic substrates. In some examples, the stoichiometric and catalytic methods give distinctly different product mixtures.



(2)

RESULTS AND DISCUSSION

The first stage of our investigation was designed to clarify the nature of activated intermediates derived from amine boranes and Tf₂NH. Thus, treatment of a range of amine borane complexes **11** with 1 equiv of Tf₂NH in CD₂Cl₂ or *d*₈-PhMe generally produced mixtures of two isomeric species (eq 3; Table 1). The reactions proceeded vigorously, and gas liberation ceased within seconds at rt, indicating complete consumption of Tf₂NH. The products were identified as N- and O-bound covalent boron bistriflimides **12** and **13** based on multinuclear NMR spectroscopy. Thus, both species could be reliably assigned as tetracoordinate boron complexes based on ¹¹B NMR data. From ¹⁹F and ¹³C NMR data it is also apparent that in one of the isomers both CF₃ groups are magnetically equivalent, as expected in the N-bound isomer **12**, but they are distinctly different in the O-bound isomer **13**. Bistriflimide connectivity isomerism has not previously been observed in boron compounds (very few boron sulfonylimides have been reported so far),⁷ although similar isomerism is a known phenomenon in Si bistriflimides.⁸

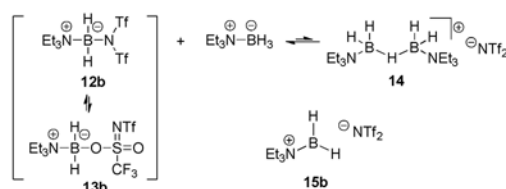


(3)

In most cases the ratio of **12** to **13** measured immediately following mixing of **11** and Tf₂NH was different from that observed after a few hours at room temperature, suggesting a kinetic preference for the formation of one of the isomers. Such kinetic product mixtures initially contained larger amounts of the O-bound isomer **13**, which partially turned into **12** over time. Activation of Me₃N-BH₃ with Tf₂NH in *d*₈-PhMe serves as a representative example where equilibration to the thermodynamic product ratio was observed to be particularly slow (hours at rt). To avoid discrepancies caused by slow kinetics, ratios of N- vs. O-bound products (**12** vs. **13**) summarized in Table 1 were confirmed to remain unchanged for days following the initial equilibration period. The product ratio (**12** vs. **13**) measured at equilibrium correlates reasonably well with steric properties of the amine fragment. Thus,

while **12** is the thermodynamically preferred isomer in the relatively unhindered Me₃N series (7:1 **12a**:**13a**), the O-bound isomer is clearly the dominant species in the far more hindered *i*-Pr₂NEt derivatives (<1:25 **12c**:**13c**). Similar observations in Si bistriflimides have been rationalized based on lower steric demands of the bistriflimide fragment in the O-bound isomer,⁸ and the same considerations apparently can be extended to boron compounds. The observed equilibration suggests facile interconversion of **12** and **13**, although the exact mechanism of this process is unclear.

When activations of amine boranes were performed using only a substoichiometric amount of Tf₂NH, formation of an additional product was observed by NMR spectroscopy. Thus, when Et₃N–BH₃ was treated with 0.5 equiv of Tf₂NH in CD₂Cl₂, NMR assay after 30 min at rt indicated the presence of three new compounds aside from unreacted amine borane (eq 4). While two of the products were found to be **12b** and **13b** in the same 1:4.7 ratio as in the stoichiometric Tf₂NH activation experiment (Table 1), the third product was assigned as the unusual H-bridged borocation **14** based on the similarity of the multinuclear NMR spectra to data reported previously for the corresponding [B(C₆F₅)₄][−] salt.¹ Structurally, the central 3c2e B–H–B bond of borocation **14** can be viewed as being derived from the σ-basic B–H bond of Et₃N–BH₃ and the formally empty *p*-orbital of the hypothetical primary borenium cation **15b**. The observed equilibrium ratio between Et₃N–BH₃, **12b**, **13b** and **14** (ca. 7.2:1.1:5.0:1.0 mol) thus suggests that B–H σ-bonds of Et₃N–BH₃ are sufficiently nucleophilic to compete with Tf₂N[−] for binding to **15b** in the thermodynamic sense.



(4)

Despite the structural description of cation **14** as a complex between Et₃N–BH₃ and **15b**, the free primary borenium cation (**15b**) is not necessarily present at any stage of the reaction shown in eq. 4, since both the forward and the reverse processes can also be envisioned as proceeding by S_N2-type displacements at boron for **12b** or **13b** (forward process) or **14** (reverse process). Presumably, such displacements would involve the weakly nucleophilic Tf₂N[−] anion that is inevitably present as a contaminant in all Tf₂NH activations, as suggested by ¹⁹F NMR data. On the other hand, reversible dissociation of **12b/13b** to **15b**, and **14** to Et₃N–BH₃ and **15b** provides a sufficient explanation for our observations in the absence of evidence to the contrary. In terms of reactivity as well as structure, H-bridged cations analogous to **14b** occupy an intermediate position between tricoordinate borenium and tetracoordinate boronium species.³ Furthermore, eq. 4 represents the borderline case for the formation of covalent counterion adducts **12/13** in the presence of **14**. Any further decrease in the coordinating ability of the anion can be expected to favor conversion of **12/13** to hydride bridged species such as **14** when excess borane complex is present, as observed when the anion is B(C₆F₅)₄[−].

Having developed a better understanding of the activation process, we turned attention to broadening the substrate scope for the aliphatic borylations reported in the preliminary study.⁵ Several amine borane substrates were selected for evaluation under optimum stoichiometric and/or catalytic activation conditions (Scheme 1). In most cases the substrates

were chosen such that multiple C–H bonds would be in proximity to the cationic boron center in activated intermediates so that issues of regioselectivity or multiple borylation could be addressed.

First, a substrate **16** was investigated to allow direct assessment of the potential for competition between intramolecular borylation pathways leading to 5- vs. 6-membered rings. Under both catalytic and stoichiometric reaction conditions, borylation of the N-neopentyl group was preferred, resulting in **17** as the dominant product after reductive quenching to convert intermediate $B\text{-NTf}_2$ species to B-H. Isomeric 6-membered borylation product **18** or doubly borylated products were not detected in either the catalytic or stoichiometric experiments. In the case of the catalytic reaction using 5 mol% of Tf_2NH in toluene at 160 °C (sealed tube), material balance consisted of **17** (72% isolated) together with recovered starting material **16** due to incomplete reaction. The corresponding stoichiometric experiment using 0.90 mol% of $\text{Ph}_3\text{C}^+ \text{B}(\text{C}_6\text{F}_5)_4^-$ (**2**) in fluorobenzene at room temperature gave an 81% yield of **17**, but isolation of the product was complicated by substantial amounts of the Ph_3CH byproduct.

A modified substrate **19** (Scheme 1) was designed to have two reactive C–H's within 5 atom distance from the boron atom, and formation of the doubly borylated **20** was the result (catalytic conditions; structure of **20** confirmed by a single crystal X-ray diffraction study, Fig. 1). Similar to the experiment starting from **16**, no substantial amount of the isomeric product **21** resulting from a 6-center intramolecular borylation was observed. Although the timing of sequential borylation events was not established, formation of **20** indicates that both the aliphatic and aromatic C–H bonds have comparable reactivity in this example.

The next step was to evaluate the reactivity of C–H bonds in a transannular position, accomplished using 11- and 8-membered ring substrates **22**, **24** and **27** (Scheme 2). No borylation of the aliphatic ring was observed in **22** and the spirocyclic structure **23** was the only product isolated under standard catalytic or stoichiometric activation conditions. However, transannular borylation was observed in the 8-membered cyclic amine borane **24** to give a symmetrical bicyclo[3.3.1] product **25**. In contrast to the other borylations discussed so far, **25** is the result of a 6-center borylation process. The modest isolated yield (52%) of **25** in the high-temperature catalytic protocol is largely the result of incomplete consumption of the starting material **24**, although traces of a second product were detected by NMR spectroscopy. This substance could not be purified, but the limited NMR data are consistent with the tentative assignment of structure **26**, having the isomeric bicyclo[4.2.1] skeleton.

We also explored the 8-membered amine borane **27**, an analog of **24** having an *N*-benzyl subunit in place of *N*-ethyl. The modified substrate **27** showed remarkably rich behavior due to the presence of three reactive C–H bonds (Scheme 2; Table 2). When subjected to the standard catalytic conditions with HNTf_2 , **27** was converted exclusively to monoborylated products **28** and **29** in a 1:1.7 ratio after the usual reductive quench with $n\text{-Bu}_4\text{NBH}_4$ (^1H NMR assay of the crude reaction mixture). Products **28** and **29** were isolated in 30% and 48% yields, respectively. No products of a second borylation event were observed, not even with extended reaction times at 160 °C! A partial explanation for these observations is shown in Scheme 2 by considering a pathway from **27** to the activated intermediate **31** followed by the expected borylation to give **33**. Subsequent reductive quenching would then afford the major product **29**. On the other hand, *stoichiometric activation* of **27** with $\text{Ph}_3\text{C}^+ \text{B}(\text{C}_6\text{F}_5)_4^-$ (**2**) at rt (4 h) followed by reductive quenching did afford a doubly borylated product (**30**) in addition to **28** and **29** (Table 2). As established by X-ray crystallography (Fig. 2), structure **30** is noteworthy because it contains a bicyclo[4.2.1] subunit involving the borylated azacene ring. Surprisingly, **30** becomes the dominant product and accumulates at

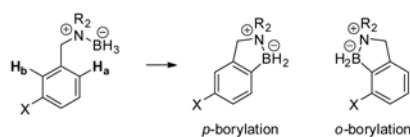
the expense of the symmetrical bicyclo[3.3.1] product **29**, as evidenced by the borylation outcome under more forcing stoichiometric conditions at 60 °C (Table 2, entry 3). A convincing explanation for these findings would require a more detailed knowledge of the timing of initial C–H insertion events under stoichiometric conditions, but analogy suggests that a hypothetical 3c2e structure **32** is generated first, and that it undergoes borylation to give **34** or, more likely, the precedented^{5,6} mono-alkyl borenium cation **35**. Either **34** or **35** might serve as the precursor of **29** when the entire stoichiometric reaction sequence, including reductive quenching, is conducted at room temperature. However, if the borylation is conducted at 60 °C, then the activated intermediates apparently can undergo a competing retrohydroboration process. For the sake of simplicity, we assume that the borenium cation **35** undergoes retrohydroboration to generate **36**, which rapidly recloses to afford the bicyclo[4.2.1] skeleton followed by borylation of the aromatic ring (not shown). However, it is conceivable that **36** would borylate the aromatic ring faster than it hydroborates the alkene. In either case, reductive quenching would ultimately afford the doubly borylated product **30**. Precedents for facile retrohydroboration under similar thermal conditions are well-known,⁹ including reported cases involving borenium equivalents generated from *N*-heterocyclic carbene boranes with HNTf₂.^{9e}

It is important to note that **30** was obtained when the borylation of **27** was performed under stoichiometric conditions at room temperature or at 60 °C, *but was not detected* under catalytic conditions at 160 °C. This observation argues against the involvement of identical activated intermediates in both the catalytic and the stoichiometric experiments. Stated more explicitly, if the borenium cation **35** was responsible for the formation of **30**, then it either was not formed, or was not viable in the catalytic process at 160 °C.

As discussed in the preceding sections, the catalytic activation method using HNTf₂ allows efficient borylation with optimal substrates such as **22**. In other, less hindered aliphatic examples, the catalytic process does not go to completion, suggesting some form of product inhibition of the catalytic cycle, or a dead end decomposition pathway perhaps involving the product borenium cations. The reasons for this behavior remain unexplained in the aliphatic borylations, and the potential for retrohydroboration may be partly responsible for unknown decomposition or disproportionation events that interfere with catalyst turnover. On the other hand, aromatic borylations should be less prone to complications under catalytic conditions. The product borenium cations are somewhat more stabilized due to their “bora-benzylic” nature, involving delocalization between the aromatic π -system and the planar tricoordinate boron. Furthermore, the aromatic borylation products are incapable of undergoing retrohydroboration. Based on these considerations, we tested the catalytic activation method with the simple *N,N*-dimethylbenzylamine borane **1** (Scheme 3), and were pleased to find that >90% of the known borylation product **37** was formed after reductive quenching. Evidently, an efficient catalytic cycle is possible.

A hypothetical catalytic cycle is illustrated in Scheme 3 so that plausible intermediates can be mentioned. Although several important details are not addressed in this cycle, it does show that the key activated intermediate **38** can be regenerated from the initial borylation product **39** or its corresponding ion pair **40** as required for catalyst turnover. The cycle includes the hydridebridged cation **4** because its presence is predicted from eq. 4 and Table 1. While we have no direct evidence that **4** is the immediate precursor of **39** or **40**, our preliminary investigation of internal borylation using stoichiometric activation had found a correlation between effective electrophiles (Ph₃C⁺ salts, Tf₂NH, B(C₆F₅)₃, or AlCl₃) and the generation of hydride bridged “dimers” similar to **4**. Weaker electrophiles such as TfOH converted **1** to a tetracoordinate analogue of **38**, gave no **4**, and did not induce borylation. Intriguingly, while catalytic amounts of Tf₂NH efficiently promoted the borylation of **1** at >120 °C, essentially no cyclization was observed using a 1:1 ratio of Tf₂NH and **1**. This

observation suggests that the crucial borylating agent can be formed from **4**, but not by spontaneous B–NTf₂ heterolysis from **38** (BnMe₂NBH₂–NTf₂). So far, the observation remains unexplained, and is particularly surprising in view of the comparable affinity of [R₃N–BH₂]⁺ for R₃N–BH₃ and Tf₂N[–] (eq. 4). With a catalytic cycle established for the simple substrate **1** under HNTf₂ catalysis, the regioselectivity of aromatic borylations with several *m*-substituted *N,N*-dimethylbenzylamine boranes was investigated using similar catalytic conditions (eq. 5; Table 3).¹⁰



(5)

The most striking difference between the catalytic and stoichiometric borylation processes is in the opposite trends in regioselectivity for the halogenated amine boranes **41**, **44**, and **50**. While in the catalytic process the *para:ortho* selectivity increases from F or Cl to I, the changes are not systematic in view of the two contrasting chlorine examples (entries 2 and 4). In the stoichiometric trityl-activated borylations at room temperature for the *meta* halides, selectivity is much lower and decreases from fluoride (4:1, entry 5) to chloride (1:1.2, entry 2), but inverts for iodide (1:2.4, entry 3). It is tempting to assume that the differences in catalytic vs. stoichiometric product ratios arise from thermodynamic equilibration under the high-temperature conditions, but so far all indications suggest that the catalytic borylations are kinetically controlled. Thus, the product regioisomer ratios do not change with % conversion, and the isolated borylation products do not undergo equilibration under the reaction conditions. To support this assertion, each of the purified isomers **42** and **43** was activated with 5 mol% Tf₂NH in *d*₈-PhMe, and the resulting solutions were heated at 120 °C.¹¹ No equilibration of pure **42** or **43** to the isomer mixture was observed, although the catalytic activation of **41** under the same conditions gave a ca. 25:1 mixture of **42:43**.

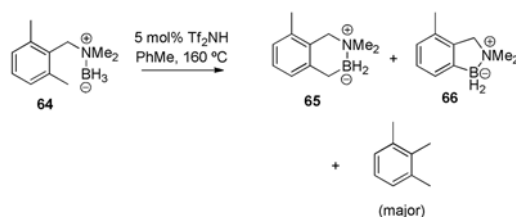
Since it can be argued that catalytic activation of the products **42** or **43** did not exactly mimic the borylation conditions because the starting amine borane was not present, a modified set of experiments was also performed. Thus, mixtures of 0.1 equiv of either **42** or **43** with 1 equiv of **1** in toluene were activated with 5 mol% Tf₂NH, and then heated in sealed tubes at 160 °C. Under the reaction conditions, full conversion of **1** to **37** was observed after 10 mol% borohydride quench, but **42** and **43** were recovered unchanged. In a second control experiment under similar conditions, 0.1 equiv of **41** and 1 equiv of **1** were used along with 5% HNTf₂. This time, a mixture of the cyclized products **37**, **42** and **43** was formed, and the ratio of **42** and **43** was found to be the same as in the cyclization of **41** with no **1** present (ca. 25:1 **42:43**). This suggests that the starting amine borane **41** cyclizes to form a mixture of **42** and **43** under the indicated conditions, while the interconversion of the two isomers does not occur. In this series of experiments, the cyclization of **1** to **37** serves not only to mimic the actual cyclization conditions, but also to act as a probe confirming that the catalytic cycle is viable.

The rates of the catalytic borylation are qualitatively insensitive to the electronic effects in the substrate. In an attempt to estimate the rate effect caused by a phenoxy group positioned *para* with respect to the C–H bond that undergoes borylation (i.e. the *meta*-PhO-benzylamine substrate), a 1:1 mixture of **1** and **53** (Table 3) activated with 10% HNTf₂ in

*d*₈-PhMe was heated at 120 °C. The relative rates of consumption of both amine boranes were monitored *in situ* using NMR spectroscopy, and were found to be similar (equal, within experimental uncertainty).

In sharp contrast to the high-yielding cyclization of the *meta*-PhO substrate **53** (96% isolated yield of **54+55**), the cyclization of the corresponding *para*-isomer **56** delivered only 10% of the expected **57**, while the major product was found to be *p*-phenoxytoluene (77% isolated; the only other product detected in the crude mixture was the dimer of Me₂NBH₂). To explain the net hydrodeamination from **56**, we suggest that activation produces **58** as usual, followed by fragmentation to a stabilized benzylic cation **59** that abstracts hydride from the starting **56**. Similar hydrodeamination was observed during attempted borylation of α -methylbenzylamine derivative **60** to give ethyltoluene, and, to a lesser extent, for 1-(dimethylaminomethyl)naphthalene borane (**61**). In the latter case, the expected borylation product **62** was obtained in 52% yield, while 1-methylnaphthalene **63** and (Me₂N–BH₂)₂ constituted the rest of the crude reaction mixture according to NMR and GC-MS assay. Overall, it appears that C–N fragmentation predominates in those cases where a reasonably stable carbocation can be formed.

While a substantial degree of C–N cleavage (ca. 70%) was observed in the catalytic borylation of *o,o'*-disubstituted amine borane **64**, this substrate also presented an unusual case of C–C bond reactivity (eq 6). Thus, aside from the 1,2,3-trimethylbenzene and the expected aliphatic borylation product **65**, a small amount of the C-demethylation product **66** (ca. 6.3:1 **65:66**) was isolated and identified by comparison with an authentic sample.² The mechanism of this process was not investigated, but the observed demethylation can be understood as an insertion of electrophilic tricoordinate boron into a C–C bond, forming CH₄ as the byproduct.^{12,13}



The success of small scale catalytic aromatic borylations in the substituted benzylamine borane series prompted experiments to develop a larger scale (3–4 g) reaction protocol featuring a more scalable isolation procedure. Performing the reaction with 5% HNTf₂ in dry tetralin at 180 °C obviated the need for sealed glass tubes, and removal of tetralin was accomplished by precipitating the crude product with hexane. Subsequent extraction of the crude solid with either toluene (**37**) or THF/Et₂O (**45**) separated the products from insoluble Tf₂N derivatives, affording pure products **37** (77% after crystallization) and **45** (95%).¹⁴

Having demonstrated gram-scale access to representative aromatic borylation products, we briefly tested their conversion to arylboronic acid derivatives that are potentially useful substrates for transition metal catalyzed cross-coupling reactions. Thus, refluxing amine boranes **37** or **45** in aqueous MeOH for 4h followed by concentration and azeotropic removal of water furnished cyclic boroxines **67** and **68** in nearly quantitative yields (Scheme

5). Alternatively, refluxing **37** with catechol in xylenes, afforded the catechol ester **69** in 93% yield after crystallization.

Attempts to use boronic anhydride **67** in Suzuki-Miyaura cross-coupling indicated that its reactivity is somewhat lower compared to that of arylboronic acids (Scheme 5). Thus, **67** could be efficiently coupled with PhI/Pd(PPh₃)₄ in DME/H₂O using Ba(OH)₂·8H₂O as base (82% of **70** isolated), but no coupling was observed using K₃PO₄/Pd(OAc)₂/SPhos in THF, conditions that are known to effect the cross-coupling of aryl iodides with PhB(OH)₂.¹⁵ This suggested the possibility of using **68** in a sequence of two distinct Suzuki-Miyaura coupling events. The added base was identified as the crucial variable determining the reactivity of the C–B bond of **67**, and a protocol for a selective two-stage cross-coupling of **68** with PhB(OH)₂ was developed. First, **68** was reacted with PhB(OH)₂ using K₃PO₄/Pd(OAc)₂/SPhos in THF, the same conditions that gave no coupling with **67**. Selective coupling was evident from the ¹H NMR spectrum of the crude reaction mixture, suggesting that only a single benzylamine derivative (**71**) was present. In the second stage, Ba(OH)₂·8H₂O was used to activate the boroxine moiety of **71**, and this enabled cross-coupling with added 4-iodoacetophenone. While the unoptimized isolated yield of **72** is modest (40%), the goal of this sequence was to illustrate the potential of the bifunctional coupling partner **68** for selective sequential attachment of two distinct aromatic substituents. The analogy between these results and selective coupling reactions of MIDA-protected boronates¹⁶ suggests that the pendant (dimethylamino) methyl moiety is responsible for the decreased boroxine reactivity in **68**.

SUMMARY

Catalytic borylation conditions (5% HNTf₂, 160 °C) have been developed that allow intramolecular borylation starting from tertiary amine boranes. The reactions of aliphatic amine boranes are shown to have a preference for 5-membered ring formation, although 6-membered rings can be formed with biased substrates. Retrohydroboration appears to be possible under the reaction conditions and is responsible for skeletal isomerization during the borylation step from **29** to **30**. Two sequential borylations are demonstrated starting from amine boranes **19** or **27**.

The same catalytic conditions are especially effective for amine-directed aromatic borylation and generally give yields well above 90%. The catalytic method is more practical than an earlier variation using stoichiometric Ph₃C⁺ B(C₆F₅)₄⁻ (**2**) for hydride abstraction from the amine borane.^{1,2} The catalytic reactions also give considerably higher regioselectivity with *meta*-substituted benzylamine boranes. Conversion of the borylation products into arylboronic acid derivatives is possible, and is illustrated in selective Suzuki-Miyaura cross-coupling reactions.

EXPERIMENTAL SECTION

General Remarks

All reactions were performed at room temperature (unless otherwise stated), under an atmosphere of dry nitrogen, either in a glove-box, or using standard Schlenk techniques. Nuclear magnetic resonance experiments were performed on Varian Inova 700, Varian Inova 500 and Inova 400 spectrometers at the following frequencies: ¹H 700 MHz, 500 MHz or 400 MHz; ¹¹B and ¹¹B{¹H} 225 MHz, 160 MHz or 128 MHz; ¹³C{¹H} 176 MHz, 126 MHz or 101 MHz; ¹⁹F 471 MHz. All spectra were recorded in CDCl₃, *d*₅-PhBr, or CD₂Cl₂ and referenced to the ¹H signal of internal Me₄Si according to IUPAC recommendations,¹⁷ using a δ (referencing parameter) of 32.083974 for BF₃-OEt₂ (¹¹B), a δ of 25.145020 for Me₄Si (¹³C), and a δ of 94.094011 for CCl₃F (¹⁹F). When the internal

Me₄Si reference could not be used, residual solvent peaks in ¹H NMR spectra were referenced instead. Hexanes, CH₂Cl₂, and THF were dried by passing through a column of activated alumina. Hexanes and CH₂Cl₂ were further dried by storing over activated 3 Å molecular sieves in the glovebox. Commercially available NMR grade deuterated solvents (Cambridge Isotope Laboratories), as well as benzene and fluorobenzene were not distilled; instead they were simply dried over a large amount of activated 3 Å molecular sieves in the glovebox. All other reagents were used as received from commercial suppliers, or prepared according to published procedures.

Amine Borane Activations with Tf₂NH. *In Situ* NMR Study

Every possible effort was made to protect the reaction mixtures from exposure to air and moisture. The reactions were set up in dry J. Young NMR tubes under N₂ atmosphere in a glovebox. The NMR tubes were dried in a heating oven at ca. 200 °C overnight, and the fitted Teflon valves were dried in a desiccator over Drierite. Commercial grade Tf₂NH and amine boranes (Me₃N–BH₃ (**11a**), Et₃N–BH₃ (**11b**) and (*i*Pr)₂EtN–BH₃ (**11c**)) were used without further purification. Benzylic amine borane *p*-MeC₆H₄CH₂NMe₂–BH₃ (**11d**)² and 1-neopentylpyrrolidine borane (**11e**)⁵ were prepared as reported previously. Commercial grade CD₂Cl₂ and *d*₈-PhMe (Cambridge Isotope Laboratories) were not distilled, but simply dried with freshly activated molecular sieves in the glovebox.

When solid amine boranes were used (Me₃N–BH₃ (**11a**), *p*-MeC₆H₄CH₂NMe₂–BH₃ (**11d**), 1-neopentylpyrrolidine borane (**11e**)), the reaction tube was charged with a mixture of solid Tf₂NH and the corresponding amine borane. The solid mixture was dissolved by adding the solvent (either 0.6 mL CD₂Cl₂ or 0.8 mL *d*₈-PhMe) to the tube in one portion at rt. Gas liberation was observed, although no substantial exotherm was noted, potentially due to the small scale of the reaction. The tube was sealed with the fitted Teflon valve, and then shaken vigorously for ca. 1 min. The amounts of the reagents used in each particular case are listed below.

When liquid amine boranes were used (Et₃N–BH₃ (**11b**) and (*i*Pr)₂EtN–BH₃ (**11c**)), the reaction tube was charged with a solution of Tf₂NH in 0.6 mL of CD₂Cl₂. Neat amine borane was then added to the solution via a microsyringe at rt, causing intense gas liberation, although no substantial exotherm was noted, potentially due to the small scale of the reaction. The tube was sealed with the fitted Teflon valve, and then shaken vigorously for ca. 1 min. The amounts of the reagents used in each particular case are listed below.

The ratios of N-/O-bound isomers of the products were measured by NMR after the initial equilibration had completed, and were confirmed to remain stable for 2–14 days at rt.

12a:13a, 7:1 ratio after equilibration. The following reagents were used: trimethylamine borane (**11a**) (8.0 mg, 0.109 mmol), Tf₂NH (30.7 mg, 0.109 mmol), CD₂Cl₂ (0.6 mL).

12a: ¹H NMR (500 MHz, CD₂Cl₂): δ 3.2–1.9 (br m, 2H), 2.65 ppm (s, 9H). ¹¹B NMR (160 MHz, CD₂Cl₂): δ –3.7 ppm (t, J = 115 Hz). ¹³C NMR (126 MHz, CD₂Cl₂): δ 119.6 (q, J_{C–F} = 326 Hz), 51.8 ppm. ¹⁹F NMR (471 MHz, CD₂Cl₂): δ –69.2 ppm (s). **13a**: ¹H NMR (500 MHz, CD₂Cl₂): δ 3.2–1.9 (br m, 2H), 2.69 ppm (s, 9H). ¹¹B NMR (160 MHz, CD₂Cl₂): δ 4.0 ppm (t, J = 120 Hz). ¹³C NMR (126 MHz, CD₂Cl₂): δ 119.1 (q, J_{C–F} = 320 Hz), 118.7 (q, J_{C–F} = 321 Hz), 49.7 ppm. ¹⁹F NMR (471 MHz, CD₂Cl₂): δ –76.6 (s), –79.1 ppm (s).

12b:13b, 1:4.7 ratio after equilibration. The following reagents were used: triethylamine borane (**12b**) (13.3 μL, 90.7 μmol), Tf₂NH (25.5 mg, 90.7 μmol), CD₂Cl₂ (0.6 mL). **12b**: ¹H NMR (500 MHz, CD₂Cl₂): δ 3.4–1.9 (br m, 2H), 2.88 (q, J = 7.2 Hz, 6H), 1.21 ppm (t, J = 7.2 Hz, 9H). ¹¹B NMR (160 MHz, CD₂Cl₂): δ –7.4 ppm (unres t). ¹³C NMR (126 MHz, CD₂Cl₂): δ 119.6 (q, J_{C–F} = 327 Hz), 49.8, 8.2 ppm. ¹⁹F NMR (471 MHz, CD₂Cl₂): δ –68.9

ppm (s). **13b**: ^1H NMR (500 MHz, CD_2Cl_2): δ 3.4-1.9 (br m, 2H), 2.90 (q, $J = 7.2$ Hz, 6H), 1.21 ppm (t, $J = 7.2$ Hz, 9H). ^{11}B NMR (160 MHz, CD_2Cl_2): δ 0.7 ppm (unres t). ^{13}C NMR (126 MHz, CD_2Cl_2): δ 119.2 (q, $J_{\text{C-F}} = 320$ Hz), 118.7 (q, $J_{\text{C-F}} = 321$ Hz), 49.2, 7.5 ppm. ^{19}F NMR (471 MHz, CD_2Cl_2): δ -76.7 (s), -79.1 ppm (s).

12c:13c, <1:25 ratio after equilibration. The following reagents were used: (*i*Pr) $_2$ EtN-BH $_3$ (**11c**) (26.7 μL , 0.153 mmol), Tf $_2$ NH (43.0 mg, 0.153 mmol), CD_2Cl_2 (0.6 mL). Due to the low concentration of the N-bound isomer **12c** in solution, only ^{19}F signals were assigned. **12c**: ^{19}F NMR (471 MHz, CD_2Cl_2): δ -68.4 ppm (s). **13c**: ^1H NMR (500 MHz, CD_2Cl_2): δ 3.70-3.60 (m, 2H), 3.4-2.1 (br m, 2H), 3.01 (q, $J = 7.3$ Hz, 2H), 1.37-1.33 (m, 12H), 1.26 ppm (t, $J = 7.3$ Hz, 3H). ^{11}B NMR (160 MHz, CD_2Cl_2): δ 1.2 ppm (unres t). ^{13}C NMR (126 MHz, CD_2Cl_2): δ 119.2 (q, $J_{\text{C-F}} = 321$ Hz), 118.7 (q, $J_{\text{C-F}} = 321$ Hz), 56.7, 56.6, 45.3, 18.3 (overlapping s), 9.5 ppm. ^{19}F NMR (471 MHz, CD_2Cl_2): δ -77.0 (s), -79.1 ppm (s).

12d:13d, 4.2:1 ratio after equilibration. The following reagents were used: *p*-MeC $_6$ H $_4$ CH $_2$ NMe $_2$ -BH $_3$ (**11d**) (23.0 mg, 0.141 mmol), Tf $_2$ NH (39.6 mg, 0.141 mmol), CD_2Cl_2 (0.6 mL). **12d**: ^1H NMR (500 MHz, CD_2Cl_2): δ 7.30-7.17 (m, 4H), 3.96 (s, 2H), 3.3-2.0 (br m, 2H), 2.48 (s, 6H), 2.39 ppm (s, 3H). ^{11}B NMR (160 MHz, CD_2Cl_2): δ -3.2 ppm (unres t). ^{13}C NMR (126 MHz, CD_2Cl_2): δ 140.0, 132.5, 129.4, 125.5, 119.7 (q, $J_{\text{C-F}} = 326$ Hz), 64.9, 46.8, 20.9 ppm. ^{19}F NMR (471 MHz, CD_2Cl_2): δ -69.0 ppm (s). **13d**: ^1H NMR (500 MHz, CD_2Cl_2): δ 7.30-7.17 (m, 4H), 3.99-3.97 (m, 2H), 3.3-2.0 (br m, 2H), 2.54 (s, 3H), 2.53 (s, 3H), 2.39 ppm (s, 3H). ^{11}B NMR (160 MHz, CD_2Cl_2): δ 4.0 ppm (unres t). ^{13}C NMR (126 MHz, CD_2Cl_2): δ 140.3, 132.3, 129.5, 125.1, 119.2 (q, $J_{\text{C-F}} = 321$ Hz), 118.8 (q, $J_{\text{C-F}} = 321$ Hz), 63.5, 45.5, 45.4, 20.9 ppm. ^{19}F NMR (471 MHz, CD_2Cl_2): δ -76.6 (s), -79.1 ppm (s).

12e:13e, 1:2.6 ratio after equilibration. The following reagents were used: 1-neopentylpyrrolidine borane (**11e**) (10.9 mg, 70.3 μmol), Tf $_2$ NH (19.8 mg, 70.3 μmol), *d* $_8$ -PhMe (0.8 mL). **12e**: ^1H NMR (700 MHz, *d* $_8$ -PhMe): δ 3.2-2.3 (br m, 2H), 3.01-2.94 (m, 2H), 2.60-2.55 (m, 2H), 2.44 (s, 2H), 1.57-1.42 (m, 2H), 1.22-1.11 (m, 2H), 0.73 ppm (s, 9H). ^{11}B NMR (225 MHz, *d* $_8$ -PhMe): δ -4.6 ppm (unres t). ^{13}C NMR (176 MHz, *d* $_8$ -PhMe): δ 120.5 (q, $J_{\text{C-F}} = 327$ Hz), 68.8, 57.8, 33.0, 30.3, 22.0 ppm. ^{19}F NMR (471 MHz, *d* $_8$ -PhMe): δ -69.2 ppm (s). **13e**: ^1H NMR (700 MHz, *d* $_8$ -PhMe): δ 3.2-2.3 (br m, 2H), 3.01-2.94 (m, 1H), 2.79-2.74 (m, 1H), 2.33 (d, $J = 13.7$ Hz, 1H), 2.08 (d, $J = 13.7$ Hz, 1H), 1.98-1.93 (m, 1H), 1.93-1.86 (m, 1H), 1.57-1.42 (m, 2H), 1.22-1.11 (m, 2H), 0.78 ppm (s, 9H). ^{11}B NMR (225 MHz, *d* $_8$ -PhMe): δ 0.6 ppm (unres t). ^{13}C NMR (176 MHz, *d* $_8$ -PhMe): δ 120.2 (q, $J_{\text{C-F}} = 320$ Hz), 119.6 (q, $J_{\text{C-F}} = 320$ Hz), 72.2, 60.4, 59.4, 33.1, 29.7, 22.6, 22.1 ppm. ^{19}F NMR (471 MHz, *d* $_8$ -PhMe): δ -76.7 (s), -78.7 ppm (s).

Preparation of Borylation Substrates

Preparation of 16

N-(3,3-Dimethylbutyl)pivalamide: Pivaloyl chloride (2.68 mL, 2.62 g, 21.7 mmol) in 20.0 mL of CH_2Cl_2 was slowly added to a stirred solution of 3,3-dimethylbutan-1-amine (2.00 g, 19.8 mmol) and Et $_3$ N (3.0 mL, 2.20 g, 21.7 mmol) in 20.0 mL of CH_2Cl_2 . The reaction mixture was stirred at room temperature for 6h, following which it was acidified with 1N HCl, and extracted with CH_2Cl_2 . The organic extracts were washed twice with saturated NaHCO $_3$ solution, then dried over MgSO $_4$, filtered, and concentrated under reduced pressure. The resulting amide (2.49 g, 68%) was used in subsequent transformations without further purification. The expected structure was confirmed by ^1H NMR spectroscopy. ^1H NMR (500 MHz, CDCl_3): δ 5.52 (s, 1H), 3.30-3.18 (m, 2H), 1.43-1.37 (m, 2H), 1.18 (s, 9H), 0.93 ppm (s, 9H).

Amine borane 16: The commercially available KH suspension in mineral oil (30 wt%, 0.78 g, 5.82 mmol) was shaken vigorously, and the resulting slurry was quickly transferred to a flask with a pipette and weighed, then immediately sealed with a septum and purged with dry nitrogen. Anhydrous THF (10.0 mL) was added to the flask, and a solution of *N*-(3,3-dimethylbutyl)pivalamide (980 mg, 5.29 mmol) in 10.0 mL THF was then added dropwise. The reaction mixture was stirred for 1h at room temperature. Ethyl iodide (0.47 mL, 907 mg, 5.82 mmol) was added dropwise, and the reaction mixture was stirred for an additional 5h at room temperature, following which it was carefully quenched with isopropanol and diluted with water. The reaction mixture was extracted 3 times with EtOAc, and the combined organic extracts were washed with brine, then dried over MgSO₄, filtered, and concentrated under reduced pressure. The resulting yellow oil was dissolved in 10.0 mL of anhydrous THF, and treated with Me₂S·BH₃ (0.95 mL, 9.52 mmol). The addition of the borane complex resulted in an exothermic reaction after a short induction period. After the exothermic reaction had ceased, the reaction mixture was refluxed for 1h, following which it was filtered through a short (2–3 cm) plug of silica, while eluting with CH₂Cl₂, to decompose the residual Me₂S·BH₃. Crystallization from hexanes afforded 0.691 g (61%) of **16** as a white crystalline solid, mp 49 °C (hexanes). ¹H NMR (500 MHz, CDCl₃): δ 3.02–2.90 (m, 2H), 2.89–2.79 (m, 2H), 2.70 (AB q, *J* = 14.3 Hz, 2H), 1.9–1.1 (br m, 3H), 1.71–1.55 (m, 2H), 1.24 (t, *J* = 7.2 Hz, 3H), 1.15 (s, 9H), 0.93 ppm (s, 9H). ¹³C NMR (126 MHz, CDCl₃): δ 69.4, 57.0, 55.0, 36.2, 33.6, 31.0, 29.9, 29.4, 9.4 ppm. ¹¹B NMR (128 MHz, CDCl₃): δ –11.79 ppm (q, *J* = 90 Hz). HRMS (EI): *m/z* calculated for C₁₃H₃₀N [M–BH₃+H]⁺ 200.2373, found 200.2376 (+1 ppm). IR (CDCl₃, NaCl): 3258, 2954, 2865, 1465, 1364, 1311, 1215, 1027 cm⁻¹.

Preparation of 19—Prepared following the procedure listed above for the preparation of **16**, using BnBr (0.549 mL, 789 mg, 4.61 mmol) instead of EtI. Yield: 0.685 g (59%) of a white crystalline solid, mp 107 °C (hexanes). ¹H NMR (500 MHz, CDCl₃): δ 7.48–7.43 (m, 2H), 7.38–7.33 (m, 3H), 4.11 (d, *J* = 12.9 Hz, 1H), 3.96 (d, *J* = 12.9 Hz, 1H), 2.98–2.88 (m, 1H), 2.79 (d, *J* = 13.9 Hz, 1H), 2.73 (td, *J* = 12.1, 5.7 Hz, 1H), 2.61 (d, *J* = 13.9 Hz, 1H), 2.0–1.3 (br m, 3H), 1.84–1.72 (m, 2H), 1.19 (s, 9H), 0.90 ppm (s, 9H). ¹³C NMR (126 MHz, CDCl₃): δ 132.8, 132.1, 128.7, 127.9, 70.6, 66.0, 56.4, 36.6, 33.7, 31.2, 30.1, 29.5 ppm. ¹¹B NMR (128 MHz, CDCl₃): δ –11.23 ppm (q, *J* = 70 Hz). HRMS (EI): *m/z* calculated for C₁₈H₃₂N [M–BH₃+H]⁺ 262.2529, found 262.2534 (+2 ppm). IR (CDCl₃, NaCl): 2958, 2867, 2383, 2335, 2283, 2242, 1455, 1364, 1172 cm⁻¹.

Preparation of 22

1-Benzylazacycloundecan-2-one: The commercially available KH suspension in mineral oil (30 wt%, 1.54 g, 11.5 mmol) was shaken vigorously, and the resulting slurry was quickly transferred to a flask with a pipette and weighed, then immediately sealed with a septum and purged with dry nitrogen. Anhydrous THF (10.0 mL) was added to the flask, and a solution of undecan-2-one (1.77 g, 10.5 mmol) in 20.0 mL THF was then added dropwise. The reaction mixture was stirred for 1h at room temperature. Benzyl bromide (1.50 mL, 2.15 g, 12.6 mmol) was then added dropwise, and the reaction mixture was stirred for an additional 8h at room temperature, and then carefully quenched with isopropanol and diluted with water. The reaction mixture was extracted 3 times with EtOAc, and the combined organic extracts were washed with brine, then dried over MgSO₄, filtered, and concentrated under reduced pressure. Purification by column chromatography (10/1 Hexanes/EtOAc) afforded 2.45 g (90%) of the amide as a white powder. The product was obtained as a mixture of *E/Z* amide isomers at room temperature, which prevented accurate assignment of the peaks and their integral values. ¹H NMR (500 MHz, CDCl₃): δ 7.36–7.22 (m), 7.16 (d, *J* = 7.3 Hz), 5.00 (d, *J* = 16.7 Hz), 4.63 (s), 4.46–4.39 (m), 4.36 (d, *J* = 16.7 Hz), 3.43 (s), 2.65–2.45 (m), 2.22–2.11 (m), 1.94–1.63 (m), 1.64–1.19 ppm (m). ¹³C NMR (126 MHz, CDCl₃): δ 175.5,

173.8, 137.8, 137.2, 128.8, 128.5, 128.3, 127.5, 127.2, 126.4, 51.7, 46.5, 46.3, 44.9, 34.0, 29.3, 27.3, 26.3, 25.7, 25.14, 25.07, 25.0, 24.9, 24.7, 24.3, 24.1, 23.8, 23.6, 22.6 ppm. HRMS (ES+): m/z calculated for C₁₇H₂₆NO [M+H]⁺ 260.2009, found 260.2011 (+1 ppm).

Amine borane 22: Dry 1-benzylazacycloundecan-2-one (2.41 g, 9.3 mmol) was dissolved in 9.3 mL of anhydrous THF, and then treated with Me₂S·BH₃ (1.7 mL, 17 mmol). The addition of the borane complex resulted in an exothermic reaction after a short induction period. After the exothermic reaction had ceased, the reaction mixture was refluxed for 1h, following which it was filtered through a short (2–3 cm) plug of silica, while eluting with CH₂Cl₂, to decompose the residual Me₂S·BH₃. Crystallization of the crude product from hexanes afforded 1.71 g (71%) of pure **22** as a white crystalline solid, mp 103 °C (hexanes). ¹H NMR (500 MHz, CDCl₃): δ 7.54-7.46 (m, 2H), 7.36-7.31 (m, 3H), 3.81 (s, 2H), 3.03-2.91 (m, 2H), 2.89-2.75 (m, 2H), 1.9-1.1 (br m, 3H), 1.79-1.66 (m, 4H), 1.56-1.33 ppm (m, 12H). ¹³C NMR (126 MHz, CDCl₃): δ 133.0, 131.9, 128.7, 127.7, 65.8, 56.5, 25.3, 24.9, 24.5, 20.3 ppm. ¹¹B NMR (128 MHz, CDCl₃): δ -12.0 ppm (q, J = 75 Hz). HRMS (EI): m/z calculated for C₁₇H₂₈N [M-BH₃+H]⁺ 246.2216, found 246.2221 (+2 ppm). IR (CDCl₃, NaCl): 2927, 2894, 2845, 2408, 2343, 2287, 1481, 1453, 1172, 742, 696 cm⁻¹.

N-Ethylheptamethyleneimine borane (24)—Acetic anhydride (0.86 mL, 0.93 g, 9.14 mmol) was added dropwise to a solution of heptamethyleneimine (0.941 g, 8.31 mmol) in 5 mL of anhydrous CH₂Cl₂. Triethylamine (2 mL) was added to the mixture, and the resulting solution was stirred overnight at rt. Following concentration under reduced pressure the residue was partitioned between CH₂Cl₂ and 10% NaOH solution (10 mL), and the aqueous layer was additionally extracted with 2×10 mL CH₂Cl₂. The combined organic extracts were dried with MgSO₄, filtered and concentrated. The residual oil was dissolved in anhydrous THF (10 mL), and Me₂S·BH₃ (1.4 mL, 14 mmol) was then added. The addition of the borane complex resulted in an exothermic reaction after a short induction period. After the exothermic reaction had ceased, the reaction mixture was refluxed for 1h, following which it was quenched with water (*frothing!*) and extracted with CH₂Cl₂. The combined extracts were dried with MgSO₄, filtered, and concentrated under reduced pressure. Column chromatography (~150 mL silica gel, PhMe) afforded 0.591 g (49%) of a colorless oil. ¹H NMR (700 MHz, CDCl₃): δ 3.14-3.09 (m, 2H), 2.82-2.78 (m, 2H), 2.78 (q, J = 7.2 Hz, 2H), 1.91-1.83 (m, 2H), 1.8-1.2 (br m, 3H), 1.78-1.65 (m, 5H, integral intensity somewhat uncertain due to overlap with B–H signal), 1.59-1.45 (m, 3H, integral intensity uncertain due to overlap with B–H signal), 1.29 ppm (t, J = 7.2 Hz). ¹³C NMR (101 MHz, CDCl₃): δ 56.0, 55.3, 27.4, 25.2, 22.9, 9.6 ppm. ¹¹B NMR (128 MHz, CDCl₃): δ -12.3 ppm (q, J = 100 Hz). IR (CDCl₃, NaCl): 2926, 2378, 2278, 1482, 1448, 1175, 1038 cm⁻¹.

N-Benzylheptamethyleneimine borane (27)—Benzoyl chloride (1.44 mL, 1.73 g, 12.3 mmol) in 12.0 mL of CH₂Cl₂ was slowly added to a solution of heptamethyleneimine (1.27 g, 11.2 mmol) and Et₃N (2.35 mL, 1.70 g, 16.8 mmol) in 12.0 mL of CH₂Cl₂ at rt. After 18 h at rt the reaction mixture was acidified with 1N HCl, and extracted with CH₂Cl₂. The organic phase was washed with saturated Na-HCO₃ solution, then dried over MgSO₄, filtered, and concentrated under reduced pressure. The resulting dark yellow oil was dissolved in 11 mL of anhydrous THF, and then treated with Me₂S·BH₃ (2.1 mL, 21 mmol). The addition of the borane complex resulted in an exothermic reaction after a short induction period. After the exothermic reaction had ceased, the reaction mixture was refluxed for 1h, following which it was filtered through a short (2–3 cm) plug of silica, while eluting with CH₂Cl₂, to decompose the residual Me₂S·BH₃. Crystallization of the crude product from hexanes afforded 2.20 g (90%) of the pure product as a white crystalline solid, mp 76 °C (hexanes). ¹H NMR (500 MHz, CDCl₃): δ 7.51-7.42 (m, 2H), 7.40-7.31 (m, 3H), 3.87 (s, 2H), 3.10-2.92 (m, 4H), 2.01 (m, 2H), 1.9-1.2 (br m, 3H), 1.77-1.65 (m, 1H),

1.66-1.43 ppm (m, 7H). ^{13}C NMR (126 MHz, CDCl_3): δ 132.8, 132.0, 128.7, 127.8, 67.0, 55.5, 27.2, 25.3, 23.5 ppm. ^{11}B NMR (128 MHz, CDCl_3): δ -11.7 ppm (q, J = 93 Hz). HRMS (EI): m/z calculated for $\text{C}_{14}\text{H}_{22}\text{N} [\text{M}-\text{BH}_3+\text{H}]^+$ 204.1747, found 204.1751 (+2 ppm). IR (CDCl_3 , NaCl): 2993, 2952, 2916, 2871, 2860, 2398, 2334, 2275, 1482, 1454, 1177, 1168, 748, 695 cm^{-1} .

***N,N*-Dimethyl-3-iodobenzylamine borane (44)**—Prepared according to the previously published procedure for substituted *N,N*-dimethylbenzylamine borane complexes from *m*-iodobenzyl bromide. ^2H NMR (500 MHz, CDCl_3): δ 7.76 (dt, J = 8.0, 1.5 Hz, 1H), 7.69 (t, J = 1.5 Hz, 1H), 7.34-7.31 (m, 1H), 7.15 (t, J = 8.0 Hz, 1H), 3.91 (s, 2H), 2.52 (s, 6H), 2.2-1.4 ppm (br m, 3H). ^{13}C NMR (101 MHz, CDCl_3): δ 140.9, 138.2, 133.5, 131.5, 130.1, 94.1, 66.8, 49.9 ppm. ^{11}B NMR (128 MHz, CDCl_3): δ -8.2 ppm (q, J = 90 Hz). HRMS (EI): m/z calculated for $[\text{M}-3\text{H}]^+$ 272.0108, found 272.0108 (0 ppm).

***N,N*-Dimethyl-3-chlorobenzylamine borane (47)**—Neat pyrrolidine (20 mL, 17.4 g, 0.245 mol) was added slowly to a stirred solution of 3-chlorobenzyl bromide (1.96 g, 9.54 mmol) in MeOH (10 mL) at 0 °C. Upon full consumption of the bromide the reaction mixture was concentrated in vacuum, and the residue was dissolved in 10 mL of 6M HCl. The solution was washed with 3×10 mL Et_2O (washes discarded), and then carefully made strongly basic by adding NaOH. The reaction mixture was then extracted with Et_2O , the combined extracts were dried with MgSO_4 , filtered and concentrated under reduced pressure. Treatment of the resulting oil with $\text{Me}_2\text{S}\cdot\text{BH}_3$ (0.96 mL, 9.5 mmol) in CH_2Cl_2 afforded a clear solution, which was concentrated under reduced pressure. Dissolving the crude product in CHCl_3 followed by filtration through a fine frit afforded a white solid after concentration. Crystallization of the solid from cyclohexane/ CHCl_3 produced 1.57 g (79%) of the desired amine borane. ^1H NMR (500 MHz, CDCl_3): δ 7.41-7.39 (m, 1H), 7.39-7.35 (m, 1H), 7.34-7.29 (m, 2H), 3.99 (s, 2H), 3.16-3.05 (m, 2H), 2.88-2.78 (m, 2H), 2.28-2.12 (m, 2H), 2.1-1.2 (br m, 3H), 1.89-1.74 ppm (m, 2H). ^{13}C NMR (101 MHz, CDCl_3): δ 134.1, 133.9, 132.4, 130.8, 129.4, 129.1, 64.9, 59.2, 22.5 ppm. ^{11}B NMR (128 MHz, CDCl_3): δ -11.1 ppm (q, J = 95 Hz). HRMS (ES+): m/z calculated for $[\text{M}+\text{Na}]^+$ 232.1040, found 232.1042 (+1 ppm).

***N,N*-dimethyl-3-phenoxybenzylamine borane (53)**—A solution of 3-phenoxybenzoic acid (2.14 g, 10 mmol) in 20 mL SOCl_2 was refluxed for 3.5 h. Unreacted SOCl_2 was distilled off, and the residual oil was dissolved in 20 mL CH_2Cl_2 . The acid chloride solution was then added dropwise to 40% aqueous Me_2NH (40 mL) at 0 °C, and the resulting mixture was stirred at rt for several hours. The reaction mixture was then carefully acidified with 10% aqueous HCl, and extracted with 3×40 mL CH_2Cl_2 . The combined extracts were washed with 10% NaOH, dried with MgSO_4 , concentrated, and dried in vacuum. The crude amide was dissolved in 25 mL THF, and then treated with $\text{BH}_3\cdot\text{SMe}_2$ (3.0 mL). After a brief induction period an exothermic reaction followed. The reaction mixture was then refluxed for 1h, diluted with hexanes (~20 mL) and left in the freezer overnight. The slurry was filtered through a glass frit, and the clear solution was then passed through a short plug of silica, while eluting with CH_2Cl_2 . Concentration of the solution afforded a clear oil, which was crystallized from CHCl_3 /hexanes, affording 1.90 g (79%) of a colorless solid. ^1H NMR (500 MHz, CDCl_3): δ 7.39-7.32 (m, 3H), 7.16-7.11 (t, J = 7.3 Hz, 1H), 7.08-6.99 (m, 4H), 6.97 (s, 1H), 3.94 (s, 2H), 2.51 (s, 6H), 2.2-1.2 ppm (br m, 3H). ^{13}C NMR (101 MHz, CDCl_3): δ 157.4, 156.7, 133.1, 129.9, 129.7, 126.9, 123.8, 122.4, 119.2, 119.0, 67.2, 49.8 ppm. ^{11}B NMR (128 MHz, CDCl_3): δ -8.2 ppm (q, J = 80 Hz). HRMS (ES): m/z calculated for $\text{C}_{15}\text{H}_{20}\text{BNONa} [\text{M}+\text{Na}]^+$ 264.1530, found 264.1532. mp 68 °C (CHCl_3 /hexanes).

***N,N*-Dimethyl-4-phenoxybenzylamine borane (56)**—Prepared following the procedure listed above for the preparation of **53**, using 4-phenoxybenzoic acid (2.14 g, 10 mmol) instead of 3-phenoxybenzoic acid. Crystallized by dissolving the crude product oil in cyclohexane, and allowing to stand at rt overnight. Yield: 1.36 g (56%) of **56**, mp 144 °C (hexanes). ¹H NMR (500 MHz, CDCl₃): δ 7.40-7.33 (m, 2H), 7.27 (m, 2H), 7.18-7.13 (m, 1H), 7.06-7.02 (m, 2H), 7.02-6.97 (m, 2H), 3.95 (s, 2H), 2.51 (s, 6H), 2.1-1.5 ppm (br m, 3H). ¹³C NMR (126 MHz, CDCl₃): δ 158.4, 156.3, 133.7, 129.9, 125.7, 124.0, 119.5, 118.0, 66.9, 49.7 ppm. ¹¹B NMR (128 MHz, CDCl₃): δ -8.5 ppm (q, *J* = 70 Hz). HRMS (EI): *m/z* calculated for C₁₅H₁₈NO [M-BH₃+H]⁺ 228.1383, found 228.1382. IR (CDCl₃, NaCl): 3003, 2949, 2373, 2324, 2272, 2248, 1589, 1508, 1489, 1243, 1168, 1017 cm⁻¹.

***N,N*-Dimethyl-1-naphthylmethylamine borane (61)**—Prepared according to the previously published procedure for substituted *N,N*-dimethylbenzylamine borane complexes from 1-chloromethyl-naphthalene. ²¹H NMR (500 MHz, CDCl₃): 8.31 (d, *J* = 8.5 Hz, 1H), 7.95-7.88 (m, 2H), 7.59 (ddd, *J* = 8.2, 6.8, 1.4 Hz, 1H), 7.55-7.48 (m, 3H), 4.55 (s, 2H), 2.53 (s, 6H), 2.6-1.6 ppm (br m, 3H). ¹¹B NMR (128 MHz, CDCl₃): δ -7.7 ppm (q, *J* = 95 Hz).

***N,N*-Dimethyl-2,6-dimethylbenzylamine borane (64)**—Prepared according to the previously published procedure for substituted *N,N*-dimethylbenzylamine borane complexes from 2,6-dimethylbenzylchloride. ²¹H NMR (500 MHz, CDCl₃): δ 7.19 (dd, *J* = 8.2, 6.9 Hz, 1H), 7.11 (d, *J* = 7.5 Hz, 2H), 4.26 (s, 2H), 2.52 (s, 6H), 2.44 (s, 6H), 2.3-1.5 ppm (br m, 3H). ¹³C NMR (101 MHz, CDCl₃): δ 139.8, 129.2, 128.9, 128.7, 59.4, 50.1, 21.6 ppm. ¹¹B NMR (128 MHz, CDCl₃): δ -7.7 ppm (q, *J* = 95 Hz). HRMS (ES+): *m/z* calculated for C₁₁H₁₈N [M-BH₃+H]⁺ 164.1434, found 164.1431 (-2 ppm).

Intramolecular C–H Borylation. General Procedures

Small Scale Activation—Stoichiometric borylations using 0.9 equiv Ph₃C[B(C₆F₅)₄] were performed as described in the previously published procedure.² Catalytic activation used the previously published procedure as follows.⁵ A dry 12 mL thick-walled Schlenk tube fitted with a teflon stopper was charged with a mixture of solid amine borane (1.32 mmol) and Tf₂NH (18.6 mg, 66.2 μmol). Solvent (3 mL) was then added, and some minor frothing due to gas formation was observed. The gas formed during the initial activation stage was identified as H₂ in an *in situ* NMR study. After H₂ liberation ceased, and the gas was allowed to escape the reaction vessel, the tube was sealed and heated at 160 °C (bath) for the indicated time. When liquid amine borane complexes were used, the substrate was first dissolved in 1 mL of the solvent, and then Tf₂NH and the additional solvent were added. The reaction mixture was quenched by adding solid *n*-Bu₄NBH₄ (~30 mg) under N₂ atmosphere. The mixture was then diluted with CH₂Cl₂, and filtered through a short plug of silica, eluting with CH₂Cl₂ or CHCl₃. The products were isolated by concentrating the solution, followed by crystallization or chromatography to isolate pure isomers.

Large Scale Catalytic Borylation of 1—A dry 50 mL flask was charged with a mixture of solid BnNMe₂-BH₃ (**1**) (4.00 g, 26.8 mmol) and Tf₂NH (0.377 g, 1.34 mmol). To the solid mixture, 10 mL of dry tetralin was added, and the resulting suspension was heated at 180 °C for 17 h. Upon cooling the reaction mixture to rt, 20 mL of hexanes was added, and the resulting suspension was left in the freezer overnight. The solid was filtered out and thoroughly washed with 2×10 mL of cold hexanes. The crude product was extracted on the filter with 20 mL + 2×10 mL of PhMe, and the combined toluene extracts were concentrated in vacuum. Recrystallization from 10 mL of cyclohexane, followed by washing the product with 2×4 mL of cyclohexane and drying in vacuum afforded 3.05 g (77%) of **37** as a white solid, identical by NMR assay to material prepared on small scale using the stoichiometric method.⁵

Large Scale Catalytic Borylation of 44—A dry 50 mL flask was charged with a mixture of solid **44** (4.00 g, 14.5 mmol) and TiF_2NH (204 mg, 0.727 mmol). To the solid mixture 10.0 mL of dry tetralin was added, and the resulting suspension was heated at 180 °C for 17 h. Upon cooling the reaction mixture to room temperature, 20 mL of hexanes were added, and the resulting suspension was left in the freezer overnight. The solid was collected by filtration and thoroughly washed with 2×10 mL of cold hexanes. The crude product was extracted on the filter with 20 mL + 2×15 mL of a 2:1 THF/Et₂O mixture, the organic extracts were combined, and solvents were evaporated under reduced pressure. The product **45** (3.77 g, 95%) was found to be sufficiently pure to be used further without recrystallization.

Intramolecular C–H Borylation Products

17: clear oil. ¹H NMR (400 MHz, CDCl₃): δ 2.99-2.67 (m, 4H), 2.64-2.51 (unres AB q, J = 12.6 Hz, 2H), 2.3-1.7 (br m, 2H), 1.58 (td, J = 12.6, 4.3 Hz, 1H), 1.30 (ddd, J = 12.9, 10.5, 4.1 Hz, 1H), 1.13 (m, 9H), 0.93 (s, 9H), 0.68 ppm (t, J = 5.5 Hz, 2H). ¹³C NMR (126 MHz, CDCl₃): δ 73.0, 53.7, 52.1, 37.6, 36.6, 32.5, 32.4, 30.3, 29.7, 29.3, 9.2 ppm. ¹¹B NMR (128 MHz, CDCl₃): δ -4.4 ppm (t, J = 80 Hz). HRMS (ESI+): m/z calculated for C₁₃H₂₉BN [M–H]⁺ 210.2388, found 210.2388. IR (CDCl₃, NaCl): 2955, 2864, 2348, 1467, 1366, 1235, 1197, 1171, 1133 cm⁻¹.

20: white crystalline solid, mp 78 °C (hexanes). ¹H NMR (400 MHz, CDCl₃): δ 7.34 (d, J = 7.2 Hz, 1H), 7.18 (t, J = 7.2 Hz, 1H), 7.07 (t, J = 7.2 Hz, 1H), 7.00 (d, J = 7.2 Hz, 1H), 4.21 (d, J = 14.6 Hz, 1H), 4.08 (d, J = 14.6 Hz, 1H), 3.57-2.60 (br m, 1H), 3.09 (ddt, J = 17.2, 13.5, 8.3 Hz, 2H), 2.88 (d, J = 12.4 Hz, 1H), 2.68 (d, J = 12.4 Hz, 1H), 1.56 (dd, J = 17.2, 9.1 Hz, 2H), 1.11 (d, J = 9.9 Hz, 3H), 1.05 (dd, J = 13.4, 7.1 Hz, 1H), 0.94 (s, 9H), 0.83-0.78 ppm (m, 4H). ¹³C NMR (126 MHz, CDCl₃): δ 157.0-155.7 (br m), 138.1, 128.9, 127.1, 124.8, 121.3, 72.1, 66.2, 58.1, 39.6, 37.5, 32.9, 31.3, 29.8, 29.3 ppm. The additional ¹³C_{aliph}-B signal is likely to be located between 33.6-32.0 ppm as suggested by peak shape analysis, but precise assignment is complicated by the overlapping sharp signal at 32.9 ppm. ¹¹B NMR (128 MHz, CDCl₃): δ 6.0 ppm (unres. d). HRMS (ESI+): m/z calculated for C₁₈H₂₉BN [M–H]⁺ 270.2388, found 270.2396 (+3 ppm). IR (CDCl₃, NaCl): 3056, 3000, 2956, 2898, 2863, 2833, 2351, 2330, 1456, 1446, 1365, 1172, 1070, 1018, 844 cm⁻¹.

23: white crystalline solid, mp 73 °C (hexanes). ¹H NMR (500 MHz, CDCl₃): δ 7.41 (d, J = 7.1 Hz, 1H), 7.17 (td, J = 7.1, 1.8 Hz, 1H), 7.10 – 7.03 (m, 2H), 3.97 (s, 2H), 3.11 – 2.97 (m, 4H), 2.96 – 2.34 (br m, 2H), 1.91 – 1.78 (m, 2H), 1.78 – 1.66 (m, 2H), 1.53 (m, 4H), 1.49 – 1.35 ppm (m, 8H). ¹³C NMR (126 MHz, CDCl₃): δ 154.0-152.2 (br m), 138.5, 129.6, 127.0, 124.7, 121.5, 65.0, 54.7, 25.7, 25.3, 24.8, 21.4 ppm. ¹¹B NMR (128 MHz, CDCl₃): δ -2.9 ppm (t, J = 90 Hz). HRMS (ESI+): m/z calculated for C₁₇H₂₇BN [M–H]⁺ 256.2231, found 256.2233 (+1 ppm). IR (CDCl₃, NaCl): 2999, 2960, 2915, 2859, 2386, 2343, 2299, 1480, 1448, 1173, 1072 cm⁻¹.

25: white crystalline solid, mp 56 °C (hexanes). ¹H NMR (500 MHz, CDCl₃): δ 2.94-2.87 (m, J = 11.7 Hz, 2H), 2.87-2.74 (m, 2H), 2.78 (q, J = 7.4 Hz, 2H), 2.22-2.07 (m, 2H), 2.07-1.36 (br m, 2H), 1.89 (ddd, J = 17.7, 12.1, 5.6 Hz, 2H), 1.76-1.64 (m, 4H), 1.18 (t, J = 7.4 Hz, 3H), 0.93 ppm (br s, 1H). ¹³C NMR (126 MHz, CDCl₃): δ 61.5, 57.4, 30.8, 24.8, 21.1-20.0 (br m), 7.1 ppm. ¹¹B NMR (128 MHz, CDCl₃): δ -4.8 ppm (t, J = 95 Hz). HRMS (ESI+): m/z calculated for C₉H₁₉BN [M–H]⁺ 152.1605, found 152.1604 (–1 ppm). IR (CDCl₃, NaCl): 2989, 2893, 2834, 2315, 1468, 1450, 1184, 1150, 794 cm⁻¹.

Formation of isomers 28, 29 and 30 by borylation of 27—The isomer mixture was separated by preparative TLC on silica gel (1:1 CH₂Cl₂:hexanes); **28**: white crystalline solid, mp 85 °C (hexanes). ¹H NMR (500 MHz, CDCl₃): δ 7.40 (d, *J* = 7.2 Hz, 1H), 7.17 (td, *J* = 7.1, 1.9 Hz, 1H), 7.09-7.03 (m, 2H), 4.03 (s, 2H), 3.24 (tt, *J* = 30.6, 12.0 Hz, 2H), 3.08 (ddd, *J* = 14.0, 8.3, 2.0 Hz, 2H), 2.94-2.41 (br m, 2H), 1.97-1.87 (m, 2H), 1.86-1.75 (m, 2H), 1.74-1.59 ppm (m, 8H). ¹³C NMR (126 MHz, CDCl₃): δ 138.5, 129.6, 127.0, 124.7, 121.6, 66.1, 55.0, 27.4, 24.7, 23.5 ppm; aromatic ¹³C–B signal not detected. ¹¹B NMR (128 MHz, CDCl₃): δ –2.3 ppm (t, *J* = 91 Hz). HRMS (ESI+): *m/z* calculated for C₁₄H₂₁BN [M–H]⁺ 214.1762, found 214.1764 (+1 ppm). IR (CDCl₃, NaCl): 2920, 2855, 2342, 2283, 1476, 1446, 1340, 1177, 1068, 1021 cm^{–1}. **29**: white crystalline solid, mp 105 °C (hexanes). ¹H NMR (500 MHz, CDCl₃): δ 7.39-7.35 (m, 3H), 7.31 (dt, *J* = 7.8, 3.8 Hz, 2H), 3.89 (s, 2H), 3.04-2.90 (m, 2H), 2.85 (dd, *J* = 11.9, 6.3 Hz, 2H), 2.04 (dtd, *J* = 19.3, 13.0, 6.2 Hz, 2H), 1.97-1.86 (m, 2H), 1.84-1.59 (br m, 2H), 1.75-1.64 (m, 4H), 0.96 ppm (s, 1H). ¹³C NMR (126 MHz, CDCl₃): δ 132.6, 130.4, 128.8, 128.2, 71.4, 57.7, 30.7, 25.0, 21.9-20.2 ppm (br m). ¹¹B NMR (128 MHz, CDCl₃): δ –3.3 ppm (t, *J* = 85 Hz). HRMS (ESI+): *m/z* calculated for C₁₄H₂₁BN [M–H]⁺ 214.1762, found 214.1763. IR (CDCl₃, NaCl): 2895, 2839, 2319, 1452, 1150, 1097, 1021 cm^{–1}. **30**: white crystalline solid, mp 94 °C (hexanes). ¹H NMR (500 MHz, CDCl₃): δ 7.32 (d, *J* = 7.1 Hz, 1H), 7.19-7.15 (m, 1H), 7.10-7.04 (m, 2H), 4.26 (d, *J* = 13.2 Hz, 1H), 4.07 (d, *J* = 13.2 Hz, 1H), 3.46-2.79 (br m, 1H), 3.12 (dd, *J* = 9.3, 3.6 Hz, 2H), 2.99 (td, *J* = 12.4, 6.1 Hz, 1H), 2.87 (ddd, *J* = 12.4, 9.3, 5.5 Hz, 1H), 2.16-2.06 (m, 1H), 2.05-1.93 (m, 2H), 1.91-1.83 (m, 1H), 1.82-1.72 (m, 2H), 1.71-1.61 (m, 1H), 1.36 ppm (ddd, *J* = 14.3, 12.1, 5.1 Hz, 2H). ¹³C NMR (126 MHz, CDCl₃): δ 138.8, 128.6, 126.9, 124.7, 121.7, 68.4, 61.9, 59.2, 37.1, 35.8, 29.5-27.4 (br m), 26.3, 25.6 ppm; aromatic ¹³C–B signal not detected. ¹¹B NMR (128 MHz, CDCl₃): δ 2.25 ppm (d, *J* = 95 Hz). HRMS (ESI+): *m/z* calculated for C₁₄H₁₉BN [M–H]⁺ 212.1605, found 212.1610 (+2 ppm). IR (CDCl₃, NaCl): 3057, 2999, 2923, 2833, 2325, 1459, 1448, 1334, 1177, 1177, 1117, 1055, 990 cm^{–1}.

Borylation of 47 to give 48 and 49—The major product **48** was isolated by crystallizing the crude isomer mixture from hexanes. The minor product **49** was recovered from the concentrated mother liquor by preparative TLC on silica gel (4:1 hexanes: EtOAc). **48**: white crystalline solid. ¹H NMR (500 MHz, CDCl₃) δ 7.31 (d, *J* = 7.8 Hz, 1H), 7.14 (dd, *J* = 7.8, 1.9 Hz, 1H), 7.05 (d, *J* = 1.9 Hz, 1H), 4.07 (s, 2H), 3.36-3.25 (m, 2H), 3.1-2.3 (br m, 2H), 2.29-2.82 (m, 2H), 2.23-2.11 (m, 2H), 2.05-1.94 ppm (m, 2H). ¹³C NMR (101 MHz, CDCl₃): δ 153.0-150.3 (br m), 140.9, 130.7, 130.4, 127.0, 121.5, 66.3, 60.3, 22.6 ppm. ¹¹B NMR (128 MHz, CDCl₃): δ –3.3 ppm (t, *J* = 95 Hz). HRMS (EI): *m/z* calculated [M–H]⁺ 206.0908, found 206.0916 (+4 ppm). **49**: colorless oil. ¹H NMR (500 MHz, CDCl₃) δ 7.15 (d, *J* = 7.9 Hz, 1H), 7.02 (t, *J* = 7.7, 1H), 6.95 (d, *J* = 7.5 Hz, 1H), 4.15 (s, 2H), 3.41-3.32 (m, 2H), 3.2-2.3 (br m, 2H), 2.94-2.83 (m, 2H), 2.27-2.15 (m, 2H), 2.06-1.95 ppm (m, 2H). ¹³C NMR (101 MHz, CDCl₃): δ 152.7-150.5 (br m), 140.7, 136.1, 127.3, 126.7, 119.5, 66.9, 60.7, 22.5 ppm. ¹¹B NMR (128 MHz, CDCl₃): δ –3.6 ppm (t, *J* = 95 Hz). HRMS (EI): *m/z* calculated [M–H]⁺ 206.0908, found 206.0899 (–4 ppm).

Borylation of 53 to form 54 and 55—The major product **54** was isolated by crystallizing the crude isomer mixture from hexanes/CHCl₃. The minor product **55** was recovered from the concentrated mother liquor by preparative TLC on silica gel (eluted with 2:1 hexanes:EtOAc to collect fraction with R_f 0.38, which was then additionally purified by preparative TLC using PhMe eluent). **54**: white solid, mp 109 °C (hexanes), R_f 0.53 (2:1 hexanes:EtOAc). ¹H NMR (700 MHz, CDCl₃) δ 7.37 (d, *J* = 7.8, 1H), 7.31-7.28 (m, 2H), 7.04 (tt, *J* = 7.4, 0.9 Hz, 1H), 6.99-6.96 (m, 2H), 6.89 (dd, *J* = 7.8, 2.2 Hz, 1H), 6.77 (d, *J* = 1.7 Hz, 1H), 4.00 (s, 2H), 3.1-2.4 (br m, 2H), 2.77 (s, 6H). ¹³C NMR (176 MHz, CDCl₃): δ 158.3, 154.8, 148.4-147.3 (br m), 140.2, 130.7, 129.5, 122.4, 118.6, 118.1, 113.2, 69.4, 51.0 ppm. ¹¹B NMR (128 MHz, CDCl₃): δ –1.5 ppm (unres. t). HRMS (EI): *m/z* calculated for

$C_{15}H_{17}BNO$ $[M-H]^+$ 238.1403, found 238.1412 (+4 ppm). **55**: white solid. 1H NMR (700 MHz, $CDCl_3$) δ 7.27-7.24 (m, 2H), 7.10 (t, $J=7.6$ Hz, 1H), 6.99 (tt, $J=7.4, 1.1$ Hz, 1H), 6.96-6.93 (m, 2H), 6.90 (d, $J=7.4$ Hz, 1H), 6.85 (d, $J=7.9$ Hz, 1H), 4.05 (s, 2H), 3.0-2.3 (br m, 2H), 2.73 (s, 6H). ^{13}C NMR (176 MHz, $CDCl_3$): δ 158.4, 157.3, 144.4-143.0 (br m), 141.4, 129.1, 127.0, 121.7, 118.7, 118.0, 117.8, 69.4, 50.9 ppm. ^{11}B NMR (225 MHz, $CDCl_3$): δ -2.6 ppm (unres. t). HRMS (ES+): m/z calculated for $C_{15}H_{17}BNO$ $[M-H]^+$ 238.1398, found 238.1401 (+1 ppm).

57: white colorless solid, mp 88 °C (hexanes). 1H NMR (700 MHz, $CDCl_3$) δ 7.30 (dt, $J=8.3, 4.8$ Hz, 2H), 7.07-6.99 (m, 5H), 6.74 (dd, $J=8.0, 2.3$ Hz, 1H), 4.02 (s, 2H), 3.0-2.4 (br m, 2H), 2.76 (s, 6H). ^{13}C NMR (176 MHz, $CDCl_3$): δ 157.9, 156.6, 156.4-155.5 (br m), 133.6, 129.5, 122.7, 122.5, 120.1, 118.6, 115.7, 69.2, 50.9 ppm. ^{11}B NMR (225 MHz, $CDCl_3$): δ -1.5 ppm (unres. t). HRMS (ESI+): m/z calculated for $C_{15}H_{17}BNO$ $[M-H]^+$ 238.1398, found 238.1400 (+1 ppm).

62: 1H NMR (500 MHz, $CDCl_3$) δ 7.73 (d, $J=8.3$ Hz, 1H), 7.61 (d, $J=8.0$ Hz, 1H), 7.50 (d, $J=6.6$ Hz, 1H), 7.45 (dd, $J=8.0, 6.8$ Hz, 1H), 7.32 (dd, $J=8.2, 6.9$ Hz, 1H), 7.12 (m, 1H), 4.22 (s, 2H), 3.3-2.4 (br m, 2H), 2.72 ppm (s, 6H). ^{11}B NMR (128 MHz, $CDCl_3$): δ -4.0 ppm (t, $J=95$ Hz).

Borylation of 64; isolation of 65—Isolation of **64** and **65** was accomplished by repeated preparative TLC on silica gel (4:1 hexanes:EtOAc). The identity of C–C bond insertion product **64** was established by 1H and ^{13}C NMR analysis.² **65**: colorless oil. 1H NMR (500 MHz, $CDCl_3$) δ 7.13 (d, $J=7.6$ Hz, 1H), 7.08 (t, $J=7.6$ Hz, 1H), 6.91 (d, $J=7.3$ Hz, 1H), 3.82 (s, 2H), 2.67 (s, 6H), 2.4-1.6 (br m, 2H), 2.19 (s, 3H), 1.97 ppm (unres t, 2H). ^{13}C NMR (101 MHz, $CDCl_3$): δ 140.9, 134.4, 130.1, 129.6, 126.8, 126.3, 62.4, 51.2, 20.1-18.4 (br m), 19.5 ppm. ^{11}B NMR (128 MHz, $CDCl_3$): δ -6.0 ppm (t, $J=90$ Hz). HRMS (EI): m/z calculated $[M]^+$ 175.1532, found 175.1525 (-4 ppm).

Hydrolysis of 45 and preparation of 72—A 250 mL round-bottom flask was charged with **45** (3.50 g, 12.8 mmol), 90 mL of MeOH and 18 mL of H_2O , and the resulting mixture was refluxed for 4 h, following which the contents were concentrated under reduced pressure. The residue was then azeotropically dried by evaporating with toluene (5–7 times) under reduced pressure, affording 3.60 g (98%) of the boroxine **68** as a pale yellow powder after drying under vacuum, sufficiently pure for use in the next stage. Under N_2 atmosphere, in a pre-heated 20 mL vial $Pd(OAc)_2$ (13 mg, 58 μ mol) and SPhos (48 mg, 116 μ mol) were dissolved in 10.0 mL of degassed, anhydrous THF, and the resulting solution was stirred at rt for 20 min. A pre-heated 100 mL round-bottom flask was charged with a portion of the boroxine **68** from above (0.50 g, 0.58 mmol), phenylboronic acid (425 mg, 3.49 mmol), dry K_3PO_4 (740 mg, 3.49 mmol), and 20.0 mL of degassed, anhydrous THF. Under N_2 atmosphere, the catalyst solution was then added to this mixture, which was then stirred for 22 h at 65 °C. A solution of *p*-iodoacetophenone (1.14 g, 4.63 mmol) in 5.0 mL of degassed, anhydrous THF and solid $Ba(OH)_2 \cdot 8H_2O$ (1.10 g, 3.49 mmol) were then added under N_2 atmosphere, and the reaction mixture was stirred for additional 20 h at 65 °C. The reaction was filtered through celite, concentrated under reduced pressure and purified by column chromatography (95/5/2 $CH_2Cl_2/MeOH/NH_4OH$). The purified compound still contained minor impurities, so it was acidified with 1N HCl and washed with Et_2O (x3). The aqueous layer was then made basic by adding 10% NaOH solution, and extracted with Et_2O (x3). Organic layers were combined, dried over $MgSO_4$, and concentrated to afford 228 mg (40%) of **72** as a pale yellow powder. **72**: 1H NMR (500 MHz, $CDCl_3$): δ 8.06 – 7.99 (m, 2H), 7.81 (t, $J=7.4$ Hz, 1H), 7.69 – 7.63 (m, 2H), 7.58 – 7.52 (m, 3H), 7.45 (dd, $J=10.6, 4.7$ Hz, 2H), 7.38 – 7.35 (m, 1H), 7.31 (t, $J=8.0$ Hz, 1H), 3.38 (s, 2H), 2.68 – 2.60 (m, 3H), 2.18 ppm (s, 6H). ^{13}C NMR (126 MHz, $CDCl_3$): δ 197.9, 146.3, 140.69, 140.63, 140.3, 136.8,

135.7, 130.3, 129.9, 128.82, 128.77, 128.1, 127.4, 127.2, 125.6, 61.2, 45.3, 26.7 ppm.
HRMS (ES+): m/z calculated $[M+H]^+$ 330.1852, found 330.1854 (+1 ppm).

Supplementary Material

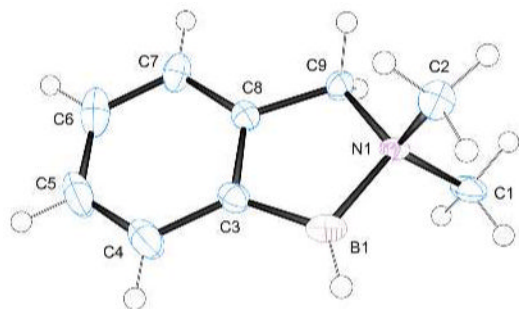
Refer to Web version on PubMed Central for supplementary material.

Acknowledgments

This work was supported by the National Institute of General Medical Sciences of the NIH (GM067146).

References

- De Vries TS, Vedejs E. *Organometallics*. 2007; 26:3079. [PubMed: 18806887]
- De Vries TS, Prokofjevs A, Harvey JN, Vedejs E. *J Am Chem Soc*. 2009; 131:14679. [PubMed: 19824728]
- (a) De Vries TS, Prokofjevs A, Vedejs E. *Chem Rev*. 2012; 112:4246. [PubMed: 22519545] (b) Piers WE, Bourke SC, Conroy KD. *Angew Chem Int Ed*. 2005; 44:5016.(c) Kölle P, Nöth H. *Chem Rev*. 1985; 85:399.
- Recent examples of electrophilic C–H borylation by amine-based borenium cations (also see refs. 2 and 5): Bagutski V, Del Grosso A, Carrillo JA, Cade IA, Helm MD, Lawson JR, Singleton PJ, Solomon SA, Marcelli T, Ingleson MJ. *J Am Chem Soc*. 2013; 135:474. [PubMed: 23205640] Solomon SA, Del Grosso A, Clark ER, Bagutski V, McDouall JJW, Ingleson MJ. *Organometallics*. 2012; 31:1908. Del Grosso A, Singleton PJ, Muryn CA, Ingleson MJ. *Angew Chem Int Ed*. 2011; 50:2102. Del Grosso A, Helm MD, Solomon SA, Caras-Quintero D, Ingleson MJ. *Chem Commun*. 2011; 47:12459. Prokofjevs A, Kampf JW, Vedejs E. *Angew Chem Int Ed*. 2011; 50:2098. Ishida N, Moriya T, Goya T, Murakami M. *J Org Chem*. 2010; 75:8709. [PubMed: 21090764]
- Prokofjevs A, Vedejs E. *J Am Chem Soc*. 2011; 133:20056. [PubMed: 22082151]
- To strengthen the structural assignment of the product cation **6** previously deduced based on NMR data, X-ray quality crystals of the $[HCB_{11}Cl_{11}]^-$ salt were obtained from CH_2Cl_2 /hexanes. The structure is fully consistent with the proposed connectivity, but extraction of exact structural parameters was prevented by disorder; the X-Ray structure is shown for the borenium salt corresponding to **6** with anion = $[HCB_{11}Cl_{11}]^-$ (50% probability ellipsoids; the counterion omitted for clarity).



- Wirth A, Moers O, Blaschette A, Jones PG. *Z Anorg Allg Chem*. 1998; 624:991.
- Simchen G, Jonas S. *J Prakt Chem*. 1998; 340:506.
- (a) Brown HC, Knights EF, Scouten CG. *J Am Chem Soc*. 1974; 96:7765.(b) Brown HC, Bhatt MV. *J Am Chem Soc*. 1966; 88:1440.(c) Rickborn B, Wood SE. *J Am Chem Soc*. 1971; 93:3940.(d) Parks DJ, Piers WE, Yap GPA. *Organometallics*. 1998; 17:5492.(e) Prokofjevs A, Boussoumière A, Li L, Bonin H, Lacôte E, Curran DP, Vedejs E. *J Am Chem Soc*. 2012; 134:12281. [PubMed: 22713106]
- Preliminary results on the catalytic borylations of **1** and **41** were reported in refs. 2 and 5, respectively.

11. The NMR study to probe **42/43** interconversion was performed at 120 °C for reasons of experimental convenience. The temperature decrease from 160 °C to 120 °C was confirmed to have no effect on the ratio of **42/43** (ca. 25:1) formed in the cyclization of **41**.
12. Electrophilic borane insertions in C–C bonds are rare. For selected examples, see: Xu BH, Kehr G, Fröhlich R, Erker G. *Chem Eur J*. 2010; 16:12538. [PubMed: 20878812] Xu BH, Kehr G, Fröhlich R, Grimme S, Erker G. *J Am Chem Soc*. 2011; 133:3480. [PubMed: 21329395]
13. The reductive C–N bond cleavage is made possible by the combination of strongly electrophilic and reducing conditions, and is somewhat reminiscent of the recently studied silylium ion-promoted hydrodefluorination (Douvris C, Ozerov O. *Science*. 2008; 321:1188. [PubMed: 18755971]). In view of this analogy, the reactivity of PhCF₃ with 1 equiv Me₃N–BH₃ activated by 5 mol% Tf₂NH was briefly explored. Indeed, after 18h at 120 °C ca. 30% conversion to PhCH₃ was observed, although neither Tf₂N[–], nor *n*-C₁₂F₂₆ were affected.
14. Due to differences in solubility among benzylamine boranes with different substituents, the solvent mixture used for product extraction from the crude mixture needs to be optimized in each individual case.
15. Barder TE, Walker SD, Martinelli JR, Buchwald SL. *J Am Chem Soc*. 2005; 127:4685. [PubMed: 15796535]
16. Gillis EP, Burke MD. *J Am Chem Soc*. 2007; 129:6716. [PubMed: 17488084]
17. Harris RK, Becker ED, Cabral de Menezes SM, Goodfellow R, Granger P. *Pure Appl Chem*. 2001; 73:1795.

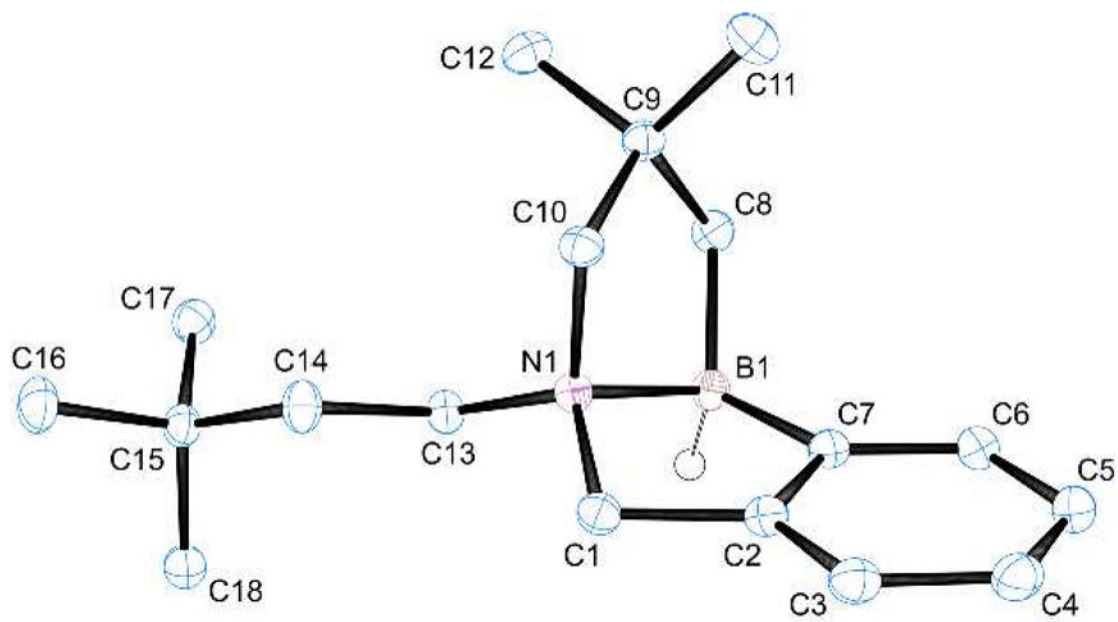


Figure 1. X-Ray structure of amine borane **20** (50% probability ellipsoids, H atoms omitted for clarity except at B). Selected bond lengths (Å) and angles (deg): B1–N1, 1.66; B1–C7, 1.61; B1–C8, 1.63; N1–B1–C7, 97; N1–B1–C8, 101.

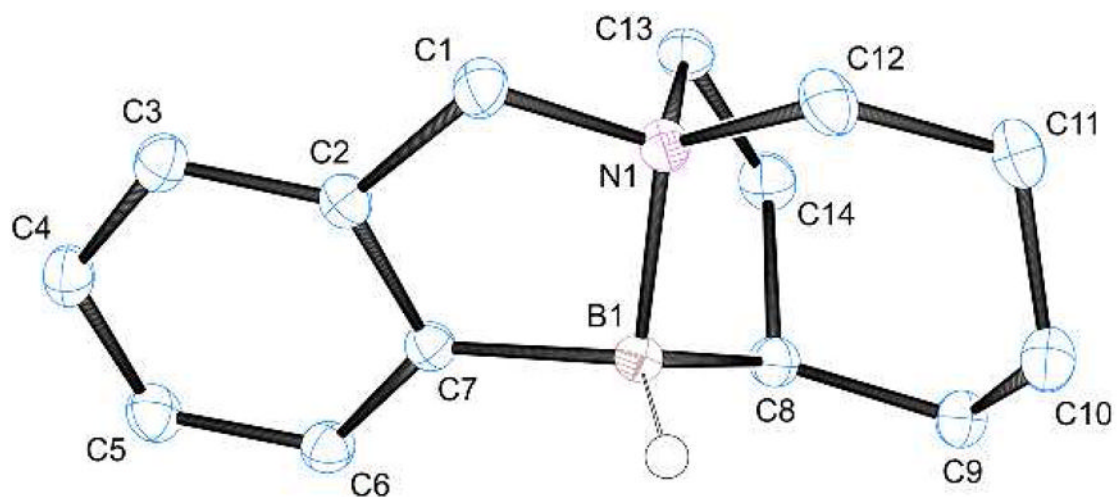
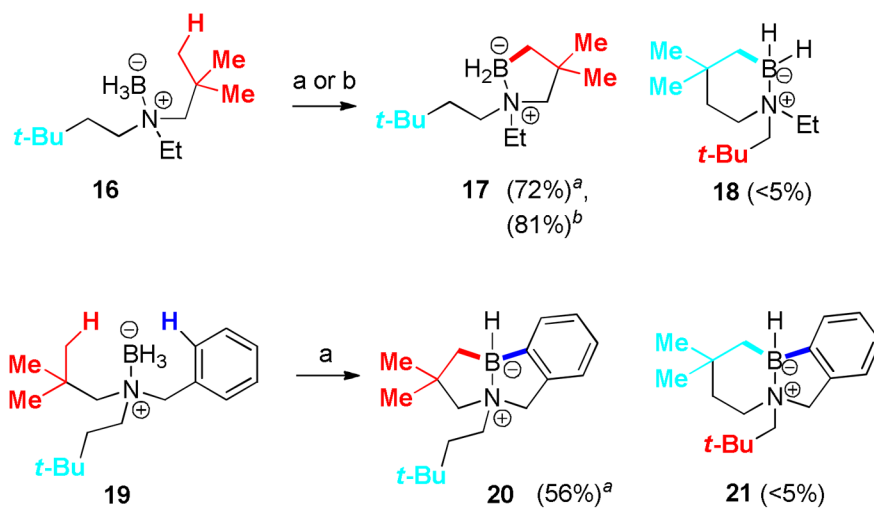
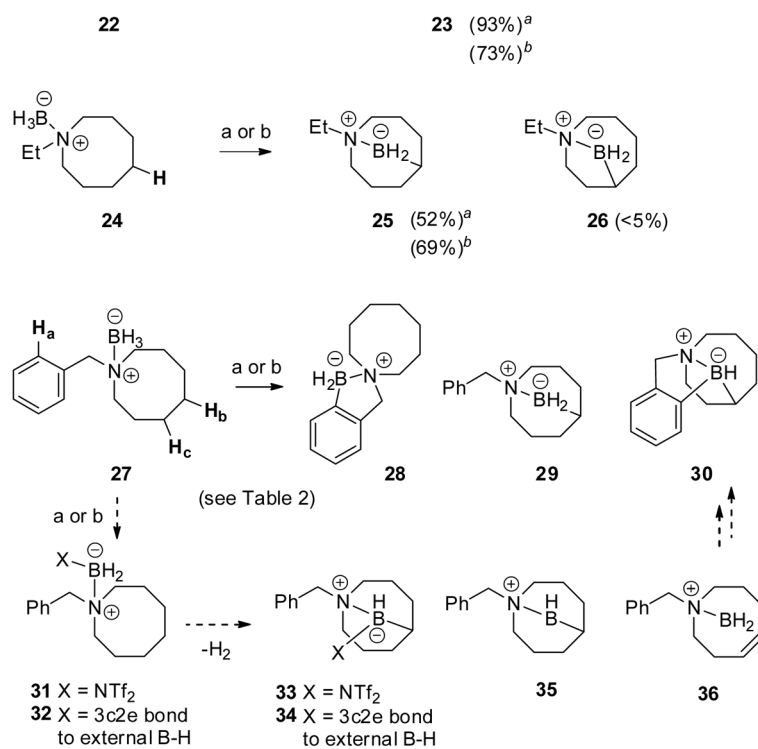


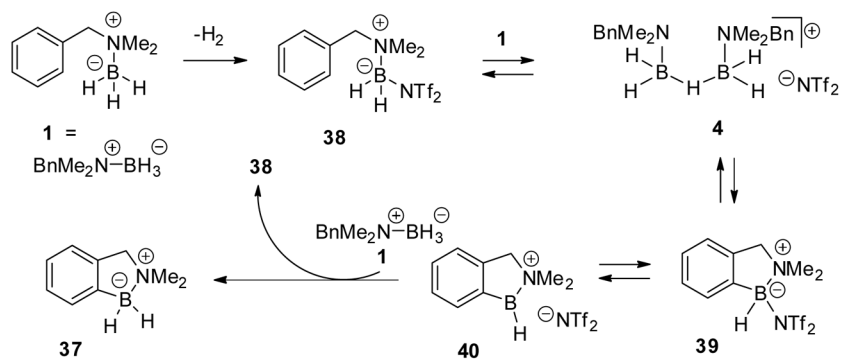
Figure 2. X-Ray structure of amine borane **30** (50% probability ellipsoids, H atoms omitted for clarity except at B). Selected bond lengths (Å) and angles (deg): B1–N1, 1.65; B1–C7, 1.61; B1–C8, 1.62; N1–B1–C7, 97; N1–B1–C8, 101.

**Scheme 1.**

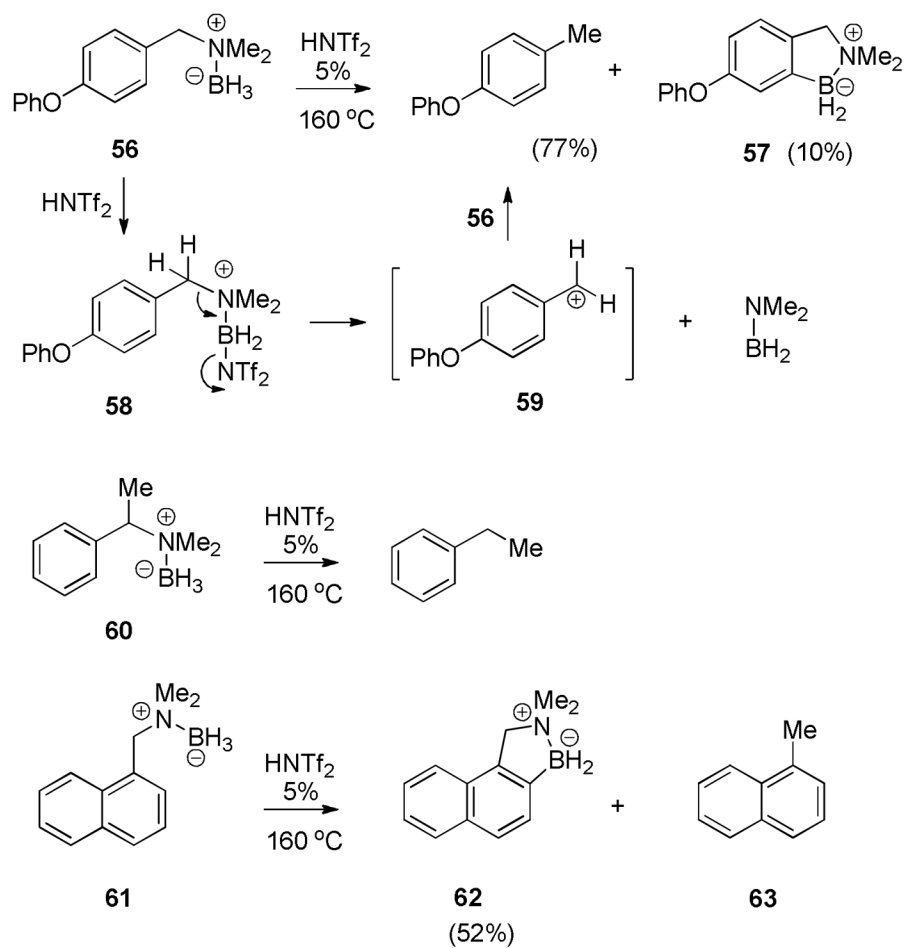
^a Catalytic borylation conditions: 5 mol% Tf_2NH , PhMe, sealed tube, 160 °C, 14h, quenched with ca. 10 mol% $n\text{-Bu}_4\text{NBH}_4$. ^b Stoichiometric borylation conditions: 0.9 equiv $\text{Ph}_3\text{C}^+ [\text{B}(\text{C}_6\text{F}_5)_4]^-$, PhF, rt, 4h, quenched with ca. 1.1 equiv $n\text{-Bu}_4\text{NBH}_4$.

**Scheme 2.**

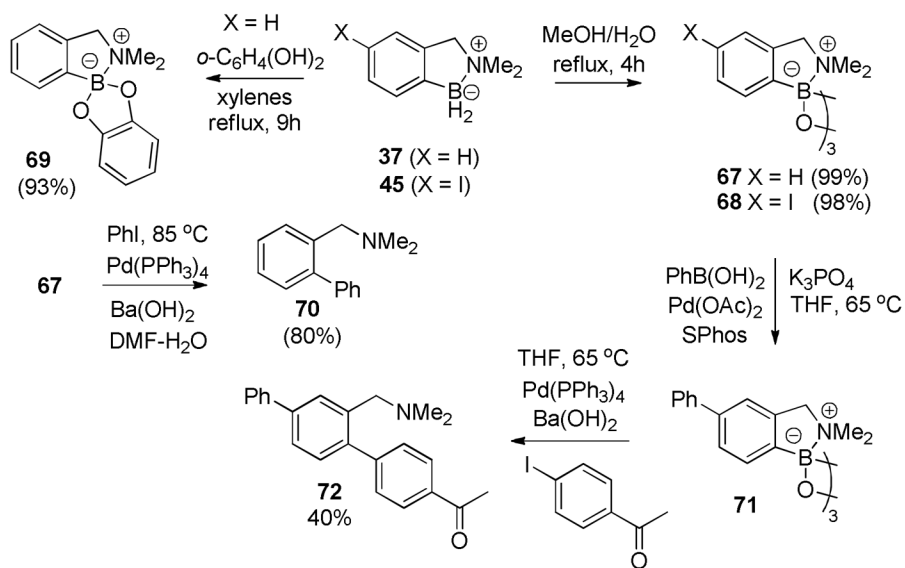
^a Catalytic borylation conditions: 5 mol% Tf₂NH, PhMe, sealed tube, 160 °C, 14h, quenched with ca. 10 mol% *n*-Bu₄NBH₄. ^b Stoichiometric borylation conditions: 0.9 equiv Ph₃C⁺ [B(C₆F₅)₄]⁻, PhF, rt, 4h, quenched with ca. 1.1 equiv *n*-Bu₄NBH₄.



Scheme 3.



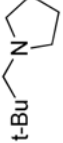
Scheme 4.
Benzylic Amine Borane Hydrodeamination



Scheme 5.
Cross-Couplings of 67 and 68

Table 1

 ^{11}B and ^{19}F NMR Data for $\text{R}_3\text{N}-\text{BH}_2\text{NTf}_2$ Complexes 12 and 13^a

| entry | R_3N | $\delta^{11}\text{B}$, ppm | $\delta^{19}\text{F}$, ppm | 12:13 ratio at equilibrium ^b |
|----------------|---|-----------------------------|-----------------------------|---|
| 1 | Me_3N | 12a | -3.7 | 7:1 |
| | | 13a | 4.0 | |
| 2 | Et_3N | 12b | -7.4 | 1:4.7 |
| | | 13b | 0.7 | |
| 3 | $(i\text{-Pr})_2\text{NEt}$ | 12c | ND | <1:25 |
| | | 13c | 1.2 | |
| 4 | $p\text{-MeBnNMe}_2$ | 12d | -3.2 | 4.2:1 |
| | | 13d | 4.0 | |
| 5 ^c |  | 12e | -4.6 | 1:2.6 |
| | | 13e | -0.6 | |

^aConditions: 1:1 $\text{R}_3\text{N}-\text{BH}_3:\text{Ti}_2\text{NH}$, CD_2Cl_2 , rt.^bMonitored up to 2–14 days at rt.^cIn d_8 -PhMe.

Table 2

Borylations of 27

| entry | conditions | yield, % | | |
|-------|--|-----------------|-----------------|-----------------|
| | | 28 | 29 | 30 |
| 1 | 5 mol% Tf ₂ NH, 160 °C, 14h | 30 ^a | 48 ^a | 0 |
| 2 | 0.9 equiv Ph ₃ C ⁺ [B(C ₆ F ₅) ₄] ⁻ , rt, 4h | 29 ^b | 38 ^b | 25 ^b |
| 3 | 0.9 equiv Ph ₃ C ⁺ [B(C ₆ F ₅) ₄] ⁻ , 60 °C, 20h | 17 ^b | 4 ^b | 70 ^b |

^a Isolated yields.

^b NMR yields vs. internal reference.

Table 3

Aromatic C–H Borylation in *m*-Substituted Benzylamine Boranes

| entry | substrate | X | R | para:ortho borylation | combined yield, ^a % |
|-------|-----------|-----|---------------------------------|--|--------------------------------|
| 1 | 1 | H | Me | 37 | 94 |
| 2 | 41 | Cl | Me | 42:43, 25:1^a (1:1.2)^b | 93 ^c |
| 3 | 44 | I | Me | 45:46, 40:1^a (1:2.4)^b | 91 ^c |
| 4 | 47 | Cl | (CH ₂) ₄ | 48:49, 10:1^a | 95 |
| 5 | 50 | F | Me | 51:52, 13:1^a (4:1)^b | 95 ^c |
| 6 | 53 | PhO | Me | 54:55, 10:1^a | 96 |

^a Catalytic borylation conditions: 5 mol% Tf₂NH, PhMe, sealed tube, 160 °C, 14h, quenched with ca. 10 mol% *n*-Bu₄NBH₄.

^b Stoichiometric borylation conditions: 0.9 equiv Ph₃C⁺ [B(C₆F₅)₄]⁻, PhBr, rt, 4h, quenched with ca. 1.1 equiv *n*-Bu₄NBH₄.
^c 24 h.