

Published in final edited form as:

Org Lett. 2013 November 1; 15(21): . doi:10.1021/ol402859k.

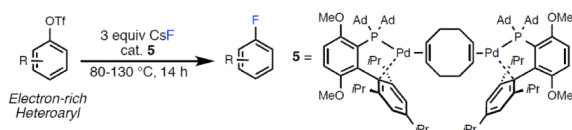
An Improved Catalyst System for the Pd-Catalyzed Fluorination of (Hetero)Aryl Triflates

 Hong Geun Lee[#], Phillip J. Milner[#], and Stephen L. Buchwald^{*}

Department of Chemistry, Massachusetts Institute of Technology, Cambridge, Massachusetts 02139, United States

[#] These authors contributed equally to this work.

Abstract



The stable Pd(0) species [(1,5-cyclooctadiene)(L•Pd)₂] (L = AdBrettPhos) has been prepared and successfully evaluated as a precatalyst for the fluorination of aryl triflates derived from biologically active and heteroaryl phenols, challenging substrates for our previously reported catalyst system. Additionally, this precatalyst activates at room temperature under neutral conditions, generates 1,5-cyclooctadiene as the only byproduct, and leads to overall cleaner reaction profiles.

Fluorination of aromatic rings is a widely used strategy for modifying the biological activities of potential pharmaceutical and agrochemical agents.¹ In addition, ¹⁸F-substituted compounds are important radiotracers for positron emission tomography (PET).² Aryl fluorides are typically installed early in a target molecule's synthesis using the harsh Balz-Schiemann reaction, making the synthesis of ¹⁸F-radiotracers and highly functionalized fluorinated materials difficult. Although a number of methods for electrophilic aryl fluorination with Ag,³ Pd,⁴ and Cu⁵ catalysts, and without added transition metals,⁶ have been developed to address this need, these reactions typically do not tolerate easily oxidizable functional groups such as tertiary amines and electron-rich heterocycles, result in 5–50% reduction of the starting material, and/or require the synthesis of unstable or toxic organometallic reagents. The direct transformation of aryl (pseudo)halides to aryl fluorides using a metal fluoride salt is a promising alternative to electrophilic fluorination in terms of generality and practicality⁷ that has received less attention than electrophilic fluorination methods.⁸ To this end, we reported the successful coupling of aryl triflates with CsF using a Pd catalyst based on the bulky biaryl phosphine ligand *t*BuBrettPhos (**1**) (Figure 1).^{9,10} However, there remains a strong need for the further development of simple methods for aryl fluorination that demonstrate broad substrate scope and clean reaction profiles.

Our original catalyst system of [(cinnamyl)PdCl]₂/**1** facilitates the catalytic fluorination of a variety of aryl triflates with minimal formation (<5%) of the corresponding reduction product.^{9b} However, this method suffers from poor reactivity with highly electron-rich and

^{*}sbuchwal@mit.edu.

heteroaryl substrates, such as estrone and 3-quinolinyl triflates (Table 1, Entry 1). After extensive investigation, a catalyst system based on the related ligand AdBrettPhos (**2**)¹¹ (Figure 1) was found to be more capable in the fluorination of these substrates (Table 1, Entry 2), though formation of two regioisomeric aryl fluorides was observed in the case of estrone triflate.^{9b} The effectiveness of a catalyst based on **2** is likely due to the faster rate of reductive elimination from Pd-F intermediates bearing **2** compared to those bearing **1**.¹¹ However, the use of [(cinnamyl)PdCl]₂ as the source of active Pd requires 1.5 equiv of **2** relative to Pd to be added and results in generation of one equivalent of “Cl⁻”, which participates in a competitive cross-coupling process to produce the corresponding aryl chloride. In some cases, this side product can be difficult to separate from the desired aryl fluoride product. Thus, we evaluated alternative Pd sources in conjunction with **2**. However, other Pd sources such as Pd(OAc)₂ (Table 1, Entry 3), Pd₂(dba)₃ (Table 1, Entry 4), and Pd(dba)₂ (Table 1, Entry 5), did not prove as effective as [(cinnamyl)PdCl]₂ for one or both of these substrates.¹² In contrast to the use of separate sources of Pd and ligand, we have found that precatalysts are superior in terms of convenience, efficiency of catalyst generation, and the use of only one equivalent of ligand relative to Pd.¹³ However, when our third generation palladacycle precatalyst **3**¹⁴ (Figure 1) was employed in the fluorination of estrone and 3-quinolinyl triflates, low yields of the desired products were obtained (Table 1, Entry 6). The low yields result from arylation of the carbazole generated as byproduct of catalyst activation, resulting in an overall formation of 2 equiv of HF, which is also detrimental to the reaction yield.¹⁵ Only when **2**•Pd(4-*n*BuPh)OTf (**4**) was employed as catalyst could high yields of these aryl fluoride products be obtained without formation of the aryl chloride side product or the need for excess **2** relative to Pd (Table 1, Entry 7). Based on these results, a precatalyst bearing **2** that activates without producing reactive and/or inhibitory byproducts such as chloride, dba, carbazole, or HF, would be ideal for this transformation.

In pursuit of such a species, we found that simply combining equimolar quantities of **2** and [(1,5-COD)Pd(CH₂TMS)₂] (COD = cyclooctadiene) together in pentane resulted in precipitation of a pale yellow solid (**5**) (Figure 2); due to the lack of oxidant present in this reaction, we anticipated that **5** was an isolable Pd(0) species. The filtrate of this reaction mixture contained 53% of the starting amount of COD¹⁶ and minimal quantities of **2**, suggesting that **5** possesses a 2:2:1 ratio of **2**:Pd:1,5-COD. However, assessing the structure of **5** by solution-state NMR proved difficult due to its insolubility or instability in all tested organic solvents (see Supporting Information).

Nonetheless, when exposed to 4-*n*BuPhOTf in toluene-*d*₈, **5** quantitatively converts to **2**•(4-*n*BuPh)PdOTf (**4**) in less than 10 minutes at room temperature under neutral conditions, generating 0.5 equiv of 1,5-COD relative to Pd in the process. Significantly, when this experiment was repeated using **5** that had been exposed to air for 24 h on the benchtop, the ¹H NMR yield of **4** produced was only diminished to 83%, suggesting that the half-life of **5** in air is on the order of days. Based on the available structural information, we propose a C₂-symmetric structure for **5** wherein two trigonal-planar Pd(0) centers, each ligated by a molecule of **2**, are coordinated to a double bond of the 1,5-COD ligand (Figure 2); a similar structure has been proposed for the complex [(1,5-COD)(dippe)Pd]₂ (dippe = 1,2-bis(diisopropylphosphino)ethane).¹⁷ Despite containing two reactive tri-coordinate Pd(0) centers, **5** is indefinitely stable at room temperature in a glovebox or when stored under N₂ in a benchtop desiccator. Collectively, these results suggest that dissociation of the 1,5-COD ligand from **5** is very facile at room temperature, even though **5** itself is relatively stable and easy to handle. Most importantly, **5** is also an excellent precatalyst for the fluorination of estrone and 3-quinolinyl triflates (Table 1, Entry 8), providing yields comparable to those obtained with [(cinnamyl)PdCl]₂/**2** without generation of aryl chloride byproducts.¹⁸ By GC

analysis, the only side products observed were trace amounts (<5%) of the reduction product and the corresponding biaryl ethers.^{9b} In light of these results, the ability of **5** to function as a precatalyst for the fluorination of aryl triflates derived from heterocyclic and biologically active phenols, the substrates for which incorporation of fluorine centers is most important, was further investigated (Schemes 1–2).

Fluorination could be cleanly carried out on the triflate derivatives of various naturally occurring phenols (Scheme 1). These include the *N*-methyl derivative of nonivamide (pseudocapsaicin, **6**), the diethyl amide of isovanillin (**7**), estrone (**8**), the plant-derived antioxidant methyl *p*-coumarate (**12**), and δ -tocopherol (**15**). In addition, the fluorinated derivatives of a number of phenol-containing pharmaceuticals could be accessed, including the antimicrobial chloroxyleneol (**9**),¹⁹ the chloretic 4-methylumbelliferone (Hymecromone, **11**),²⁰ the *N*-methyl derivative of the analgesic acetaminophen (**13**), the antidepressant (des)venlafaxine (**14**),²¹ and *N*-methylnonivamide, whose relative, capsaicin, has a number of promising medicinal uses (Scheme 1).²² The des-aminofluorinated analog of the anti-bacterial dapson (Aczone)²³ could also be prepared (**10**). Additionally, the aryl nonaflate of 4-methylumbelliferone could be used in place of the triflate to access **11** in comparable yield (89%). Regioisomeric mixtures of products were observed for the fluorinations leading to electron-rich aryl fluorides **8**, **13**, **14**, and **15** when the reactions were conducted in toluene. As we have previously reported,^{9b} switching the solvent to cyclohexane in these cases led to an increase in regioselectivity for the desired product. Substrates containing free NH or OH groups are not tolerated because they undergo competitive cross-coupling processes, although the hindered tertiary carbinol present in (des)venlafaxine (**14**) did not need to be protected. In every case less than 5% of reduction product was observed; the major side product of these couplings are the corresponding biaryl ethers.^{9b} Notably, when the preparations of electron-rich aryl fluorides **7**, **8**, **13**, and **15**, were attempted using our previous catalyst system of [(cinnamyl)PdCl]₂/**1**, lower yields of the desired products were observed in each case (Scheme 1), demonstrating the superiority of our new catalyst system. Even in the case of electron-deficient **12**, an improved yield was observed when using **5** in place of [(cinnamyl)PdCl]₂/**1** (Scheme 1).

We also examined the application of **5** to the synthesis of heteroaryl fluorides, which are typically more difficult to access using transition metal-mediated fluorination methods (Scheme 2). Precatalyst **5** is competent for the synthesis of 4- and 3-quinolinyl fluorides alike (**16**–**17**). Although fluorination of 3-pyridyl triflate to **18** proceeded in low yield, electron-deficient 3-pyridyl triflates, such as that corresponding to methyl nicotinate (**19**), provided somewhat higher yields of the desired aryl fluoride. In addition, 2,6-disubstituted 3-pyridyl fluorides can be accessed in good yield using this reaction (**20**). Lastly, substrates containing the 5-membered heterocycles pyrrole (**21**), furan (**22**), and thiophene (**23**) could also be fluorinated, confirming that decomposition of these electron-rich aromatic systems does not occur under the reaction conditions. As before, when the fluorinations of **17**, **20**, and **23** were carried out using [(cinnamyl)PdCl]₂/**1**, lower yields of the desired products were observed in every case (Scheme 2), although the improvements when switching to **5** were not dramatic. Other nitrogen-containing heteroaryl triflates, such as those derived from 5-membered heteroaryl phenols, could not be fluorinated under these conditions. An inhibition study²⁴ of the conversion of δ -tocopherol triflate to **15** in the presence of various sp²-hybridized nitrogen-containing additives suggests that these species inhibit this transformation to some degree, which may explain why such heteroaryl triflates remain challenging substrates for this reaction (see Supporting Information for details).

In conclusion, Pd(0) precatalyst **5** activates to provide the active catalytic species **2**•Pd(0) without generation of reactive byproducts, such as “Cl⁻”, dba, carbazole, or HF, that accompany the activation of other Pd sources, and represents a significant improvement for

this reaction. As such, **5** is an efficient precatalyst for the fluorination of electron-rich substrates, as well as heterocycle-containing aryl triflates, providing the corresponding aryl fluorides in synthetically useful yields and contaminated only with easily separated side products. Further investigation of the structure and reactivity of **5** is currently underway. Future efforts will also focus on preventing the formation of regioisomeric aryl fluoride products for electron-rich substrates, improving the scope with respect to heteroaryl triflates, and finding non-hygroscopic fluoride sources to carry out this reaction.²⁵

Supplementary Material

Refer to Web version on PubMed Central for supplementary material.

Acknowledgments

Research reported in this publication was supported by the National Institutes of Health under award number GM46059. The content is solely the responsibility of the authors and does not necessarily represent the official views of the National Institutes of Health. P.J.M. additionally thanks the National Science Foundation (2010094243) and Amgen for funding. The NMR spectrometers used for portions of this work were purchased with funds from the National Science Foundation (Grants CHE 980861 and DBI 9729592). We also thank Ms. Elizabeth Kelley (MIT) for assistance with 2D-NMR experiments and Dr. J. Robb DeBergh (MIT) for assistance with this manuscript. MIT has patents on the ligands and precatalysts used in this work from which S.L.B. receives royalty payments

References

- (1). a) Purse S, Moore PR, Swallow S, Gouverneur V. *Chem. Soc. Rev.* 2008; 37:320. [PubMed: 18197348] b) Müller K, Faeh C, Diederich F. *Science.* 2007; 317:1881. [PubMed: 17901324] c) Kirk KL. *Org. Process Res. Dev.* 2008; 12:305.
- (2). a) Lee E, Hooker JM, Ritter T. *J. Am. Chem. Soc.* 2012; 134:17456. [PubMed: 23061667] b) Lee E, Kamlet AS, Choi DC, Hooker JM, Ritter T. *Science.* 2011; 334:639. [PubMed: 22053044] c) Miller PW, Long NJ, Vilar R, Gee AD. *Angew. Chem. Int. Ed.* 2008; 47:8998.
- (3). a) Tang P, Ritter T. *Tetrahedron.* 2011; 67:449. b) Tang P, Furuya T, Ritter T. *J. Am. Chem. Soc.* 2010; 132:12150. [PubMed: 20695434] c) Furuya T, Ritter T. *Org. Lett.* 2009; 11:2860. [PubMed: 19507870] d) Furuya T, Strom AE, Ritter T. *J. Am. Chem. Soc.* 2009; 131:1662. [PubMed: 19191693]
- (4). For catalytic examples, see: Mazzotti M, Campbell M, Tang P, Murphy J, Ritter T. *J. Am. Chem. Soc.* 2013; Chan KSL, Wasa M, Wang X, Yu J-Q. *Angew. Chem. Int. Ed.* 2011; 50:9081.; Wang X, Mei T-S, Yu J-Q. *J. Am. Chem. Soc.* 2009; 131:7520. [PubMed: 19435367] ; Hull KL, Anani WQ, Sanford MS. *J. Am. Chem. Soc.* 2006; 128:7134. [PubMed: 16734446] . For stoichiometric examples, see: Furuya T, Benitez D, Tkatchouk E, Strom AE, Tang P, Goddard T III, Ritter T. *J. Am. Chem. Soc.* 2010; 132:3793. [PubMed: 20196595] ; Ball ND, Sanford MS. *J. Am. Chem. Soc.* 2009; 131:3796. [PubMed: 19249867] ; Furuya T, Ritter T. *J. Am. Chem. Soc.* 2008; 130:10060. [PubMed: 18616246] ; Furuya T, Kaiser HM, Ritter T. *Angew. Chem. Int. Ed.* 2008; 47:5993.
- (5). a) Ye Y, Sanford MS. *J. Am. Chem. Soc.* 2013; 135:4648. [PubMed: 23485148] b) Fier PS, Luo J, Hartwig JF. *J. Am. Chem. Soc.* 2013; 135:2552. [PubMed: 23384209]
- (6). a) Anbarasan P, Neumann H, Beller M. *Angew. Chem. Int. Ed.* 2010; 49:2219. b) Yamada S, Gavryushin A, Knochel P. *Angew. Chem. Int. Ed.* 2010; 49:2215.
- (7). Grushin VV. *Acc. Chem. Res.* 2010; 43:160. [PubMed: 19788304]
- (8). Fier PS, Hartwig JF. *J. Am. Chem. Soc.* 2012; 134:10795. [PubMed: 22709145] ; Casitas A, Canta M, Solà M, Costas M, Ribas X. *J. Am. Chem. Soc.* 2011; 133:19386. [PubMed: 22026511] . For Ar₂I⁺ reagents, see Ichiishi N, Contry AJ, Yates BF, Sanford MS. *Org. Lett.* 2013; 15:5134. [PubMed: 24063629]
- (9). a) Noël T, Maimone TJ, Buchwald SL. *Angew. Chem. Int. Ed.* 2011; 50:8900. b) Watson DA, Su M, Teverovskiy G, Zhang Y, Garcia-Fortanet J, Kinzel T, Buchwald SL. *Science.* 2009; 325:1661. [PubMed: 19679769]

- (10). Notably, Ritter has recently disclosed a straightforward method for transition metal-free direct deoxyfluorination of phenols, but this methodology requires anhydrous reaction conditions and stoichiometric quantities of PhenofluorTM, which is expensive and moisture sensitive. See: Tang P, Wang W, Ritter T. *J. Am. Chem. Soc.* 2011; 133:11482. [PubMed: 21736304]
- (11). Su M, Buchwald SL. *Angew. Chem. Int. Ed.* 2012; 51:4710.
- (12). When 0.1 equiv of dba was added to the reactions in Table 1, Entry 1, an identical yield of fluorodeoxyestrone (66%, $\alpha:\beta = 5:1$), but a diminished yield of 3-fluoroquinoline (40%), was observed. Thus, in the case of fluorination of heteroaryl triflates, dba likely inhibits the desired transformation. See Amatore C, Broeker G, Jutand A, Khalil F. *J. Am. Chem. Soc.* 1997; 119:5176.
- (13). Bruno NC, Tudge MT, Buchwald SL. *Chem. Sci.* 2013; 4:916. and the references cited therein. [PubMed: 23667737]
- (14). Bruno NC, Buchwald SL. *Org. Lett.* 2013; 15:2879.
- (15). In reactions conducted with **1**, HF is also generated as a result of 3'-arylation of the ligand. Our results suggest that HF is detrimental to the yield; see: Maimone TJ, Milner PJ, Kinzel T, Zhang Y, Takase MK, Buchwald SL. *J. Am. Chem. Soc.* 2011; 133:18106. [PubMed: 21999801]
- (16). GC analysis of the filtrate showed 11% of 1,3-COD, 33% 1,5-COD, and 9% of what is likely 1,4-COD to be present (determined by assuming an identical response factor that of 1,5-COD). Although isomerization of alkenes in the presence of Pd(0) has not been reported, isomerization in the presence of Pd(II) has been thoroughly studied.
- (17). Krause J, Bonrath W, Pörschke KR. *Organometallics.* 1992; 11:1158.
- (18). Unlike with dba, when 1,5-COD was added to the reactions in Table 1, Entry 1, comparable yields of both fluorodeoxyestrone (67%, $a:b = 5:1$) and 3-fluoroquinoline (73%) to reactions conducted in the absence of 1,5-COD were observed. Thus, 1,5-COD does not show an inhibitory effect on these reactions.
- (19). Bruch, MK. Chloroxylenol: a new old antimicrobial. In: Ascenzi, JM., editor. *Handbook of Disinfectants and Antiseptics.* Marcel Dekker, Inc.; New York: 1996. p. 265-294.
- (20). Molho, D.; Boschetti, E.; Fontaine, L. Process for stimulating choleresis. U.S. Patent 3175943. Mar 30. 1965
- (21). Husbands, GEM.; Muth, EA.; Yardley, JPJP. Yardley. 2-Phenyl-2-(1-hydroxycycloalkyl or 1-hydroxycycloalk-2-enyl)ethylamine derivatives. U.S. Patent 4535186A. Aug 13. 1985
- (22). a) Mason L, Moore RA, Derry S, Edwards JE, McQuay HJ. *Br. Med. J.* 2004; 328:991. [PubMed: 15033881] b) Mori A, Lehmann S, O'Kelly J, Kumagai T, Desmond JC, Pervan M, McBride WH, Kizaki M, Koeffler HP. *Cancer Res.* 2005; 66:3222. [PubMed: 16540674]
- (23). Osborne, DW. Compositions and methods for topical application of therapeutic agents. U.S. Patent 5863560A. Jan 26. 1999
- (24). Collins KD, Glorius F. *Nat. Chem.* 2013; 5:597. [PubMed: 23787750]
- (25). In their recently reported one-pot nonaflation/fluorination of phenols methodology based on our reaction, Larhed and coworkers found that their reactions could be set up on the benchtop using CsF dried in a vacuum oven and carrying out the reaction at 180 °C in a microwave reactor. However, in our hands this procedure could not be replicated when using catalyst systems based on **2**. See: Wannberg J, Wallinder C, Ünlüsoy M, Sköld C, Larhed M. *J. Org. Chem.* 2013; 78:4184. [PubMed: 23477584]

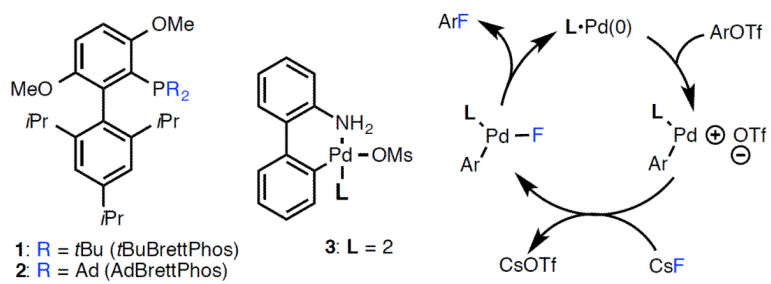


Figure 1. Ligands and precatalysts for the Pd-catalyzed fluorination of aryl triflates.

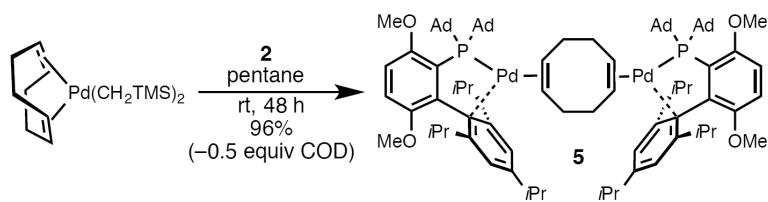
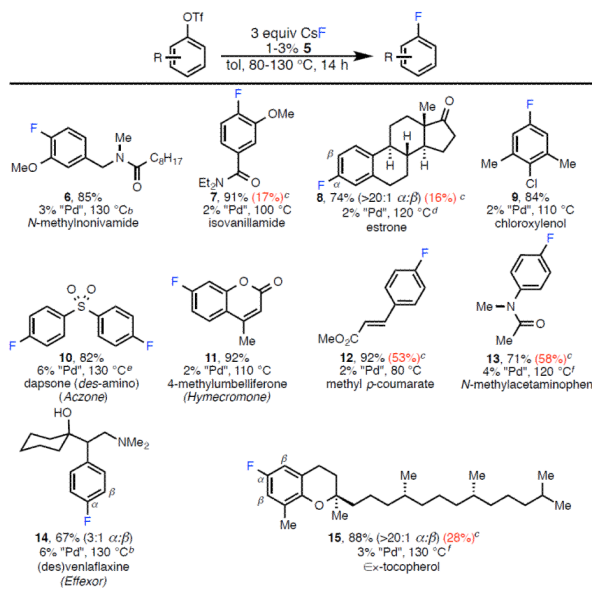


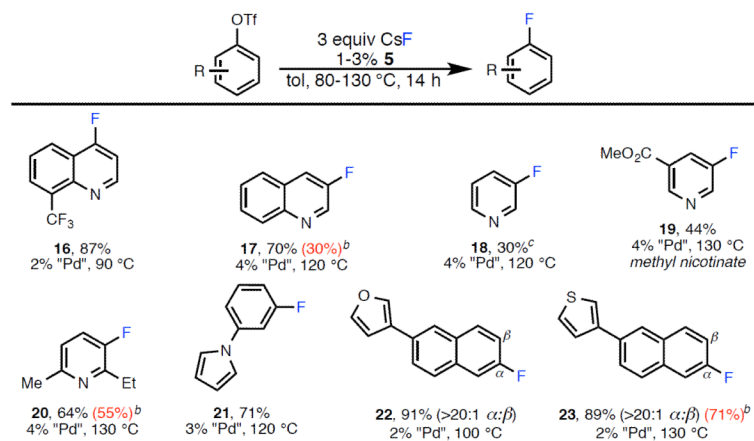
Figure 2. Synthesis of Pd(0) species **5** from **2** and $[(1,5 \text{ COD})\text{Pd}(\text{CH}_2\text{TMS})_2]$.



^aIsolated yields, average of two runs. Reaction conditions unless otherwise noted: Aryl triflate (1 mmol), CsF (3 mmol), **5** (1-3%), tol (0.1 M). ^bAryl triflate (0.5 mmol), CsF (1.5 mmol), **5** (1.5-3%), tol (0.1 M). ^cYield when conducted under same reaction conditions using [(cinnamyl)PdCl]₂/**1** (Pd:1 = 1:1.5) instead of **5**. Aryl triflate (0.1 mmol), CsF (0.3 mmol), ¹⁹F NMR yield. ^dAryl triflate (0.5 mmol), CsF (1.5 mmol), **5** (1%), cy (0.1 M). ^eAryl triflate (0.5 mmol), CsF (3 mmol), **5** (3%), tol (0.1 M). ^fAryl triflate (1 mmol), **5** (1.5-2%), cy (0.1 M).

Scheme 1.

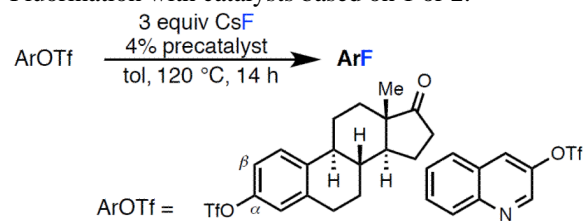
Fluorination of aryl triflates derived from biologically active phenols.^a



^aIsolated yields, average of two runs. Reaction conditions unless otherwise noted: Aryl triflate (1 mmol), **6** (1-2%), CsF (3 mmol), tol (0.1 M). ^bYield when conducted under same reaction conditions using [(cinnamyl)PdCl]₂/**1** (Pd:**1** = 1:1.5) instead of **5**. Aryl triflate (0.1 mmol), CsF (0.3 mmol), ¹⁹F NMR yield. ^c3-pyridyl triflate (0.1 mmol), CsF (0.3 mmol), **5** (2%), tol (0.1 M), ¹⁹F NMR yield.

Scheme 2.
Fluorination of heteroaryl and heterocycle-containing triflates.^a

Table 1

Fluorination with catalysts based on 1 or 2.^a

entry	Pd source	ligand (L: Pd= 1.5:1)	ArF yield	ArF yield
1	[(cinnamyl)PdCl] ₂	1	< 20%	30% ^b
2	[(cinnamyl)PdCl] ₂	2	75% (α: β = 8:1) ^b	70% ^b
3	Pd(OAc) ₂	2	0%	0%
4	Pd ₂ (dba) ₃	2	58% (α:β = 7:1)	0%
5	Pd(dba) ₂	2	73% (α:β = 5:1)	47%
6	3	-	35%	50%
7	2 -Pd(4- <i>n</i> BuPh)OTf	-	63% (α:β = 8:1)	66%
8	5	-	72% (α:β = 13:1)	70%

^aReaction conditions: Aryl triflate (0.1 mmol), CsF (0.3 mmol), 4% "Pd", tol (0.1 M), 120 °C, 12 h. ¹⁹F NMR yields.

^bCorresponding ArCl detected by GC analysis.