

# Effects of Chronic Varenicline Treatment on Nicotine, Cocaine, and Concurrent Nicotine + Cocaine Self-Administration

Nancy K Mello<sup>\*1</sup>, Peter A Fivel<sup>1</sup>, Stephen J Kohut<sup>1</sup> and F Ivy Carroll<sup>2</sup>

<sup>1</sup>Alcohol and Drug Abuse Research Center, McLean Hospital—Harvard Medical School, Belmont, MA, USA; <sup>2</sup>Center for Organic and Medicinal Chemistry, Research Triangle Institute, Research Triangle Park, NC, USA

Nicotine dependence and cocaine abuse are major public health problems, and most cocaine abusers also smoke cigarettes. An ideal treatment medication would reduce both cigarette smoking and cocaine abuse. Varenicline is a clinically available, partial agonist at  $\alpha 4\beta 2^*$  and  $\alpha 6\beta 2^*$  nicotinic acetylcholine receptors (nAChRs) and a full agonist at  $\alpha 7$  nAChRs. Varenicline facilitates smoking cessation in clinical studies and reduced nicotine self-administration, and substituted for the nicotine-discriminative stimulus in preclinical studies. The present study examined the effects of chronic varenicline treatment on self-administration of IV nicotine, IV cocaine, IV nicotine + cocaine combinations, and concurrent food-maintained responding by five cocaine- and nicotine-experienced adult rhesus monkeys (*Macaca mulatta*). Varenicline (0.004–0.04 mg/kg/h) was administered intravenously every 20 min for 23 h each day for 7–10 consecutive days. Each varenicline treatment was followed by saline-control treatment until food- and drug-maintained responding returned to baseline. During control treatment, nicotine + cocaine combinations maintained significantly higher levels of drug self-administration than nicotine or cocaine alone ( $P < 0.05$ – $0.001$ ). Varenicline dose-dependently reduced responding maintained by nicotine alone (0.0032 mg/kg/inj) ( $P < 0.05$ ), and in combination with cocaine (0.0032 mg/kg/inj) ( $P < 0.05$ ) with no significant effects on food-maintained responding. However, varenicline did not significantly decrease self-administration of a low dose of nicotine (0.001 mg/kg), cocaine alone (0.0032 and 0.01 mg/kg/inj), or 0.01 mg/kg cocaine combined with the same doses of nicotine. We conclude that varenicline selectively attenuates the reinforcing effects of nicotine alone but not cocaine alone, and its effects on nicotine + cocaine combinations are dependent on the dose of cocaine.

*Neuropsychopharmacology* (2014) **39**, 1222–1231; doi:10.1038/npp.2013.325; published online 18 December 2013

**Keywords:** cocaine; nicotine; nicotine + cocaine; nicotine addiction; polydrug abuse model; varenicline

## INTRODUCTION

Both cigarette smoking and cocaine addiction are major public health problems (Benowitz, 2009; CDC, 2002, 2004, 2005; DAWN, 2010; SAMSHA, 2012), and there is a continuing search for more effective treatment medications (Henningfield *et al*, 2009; Mello and Mendelson, 2013; Pollock *et al*, 2009). Most cocaine abusers also smoke cigarettes (Budney *et al*, 1993) and smoking increases during cocaine use (Roll *et al*, 1996; Roll *et al*, 1997). Nicotine enhances the reinforcing effects of cocaine in rhesus monkeys (Mello and Newman, 2011), and similar findings were reported in behavioral studies of nicotine-cocaine interactions in rodents (Bechtholt and Mark, 2002; Horger *et al*, 1992; Levine *et al*, 2011) and rhesus monkeys (Freeman and Woolverton, 2009; Mello

*et al*, 2013b). Nicotine's enhancement of cocaine's effects may reflect an increase in dopamine levels because equally potent doses of nicotine and cocaine have additive effects on dopamine release from the nucleus accumbens (Gerasimov *et al*, 2000; Sziraki *et al*, 1999; Zernig *et al*, 1997). Given that nicotine and cocaine alone each increase dopamine levels (DiChiara, 2000; DiChiara and Imperato, 1988a; Pettit and Justice, 1991), although through different mechanisms (Koob and LeMoal, 2006; Kuhar *et al*, 1991), identifying medications that may reduce abuse of nicotine + cocaine in combination is an intriguing challenge.

Varenicline (Chantix/Champix) was approved for the treatment of nicotine dependence by the FDA in 2006 and has been effective in facilitating smoking cessation (Cinciripini *et al*, 2013; Hawk *et al*, 2012; Hays *et al*, 2008; Jorenby *et al*, 2006; Niaura *et al*, 2006; Tonstad, 2006). Varenicline was designed as a partial agonist at  $\alpha 4\beta 2^*$  nicotinic acetylcholine receptors (nAChRs) (Faessel *et al*, 2010; Rollema *et al*, 2007a) and a full agonist at  $\alpha 7$  nicotinic receptors (Coe *et al*, 2005; Mihalak *et al*, 2006). Activation of the  $\alpha 4\beta 2^*$  nAChR receptors on mesolimbic dopamine (DA)

\*Correspondence: Dr NK Mello, Alcohol and Drug Abuse Research Center, McLean Hospital—Harvard Medical School, 115 Mill Street, Belmont, MA 02478, USA, Tel: +1 617 855 2746, Fax: +1 617 855 2519, E-mail: nmello@mclean.harvard.edu

Received 11 September 2013; revised 13 November 2013; accepted 14 November 2013; accepted article preview online 22 November 2013

neurons leads to dopamine release that modulates the reinforcing effects of nicotine (Koob and LeMoal, 2006). Reduction of the abuse-related effects of nicotine by varenicline is usually attributed to its effects at  $\alpha 4\beta 2^*$  receptors. Nicotine produced higher levels of dopamine turnover and release than varenicline, and when varenicline was combined with nicotine, it reduced nicotine's effects on dopamine levels to those of varenicline alone (Coe *et al*, 2005; Rollema *et al*, 2007b). Recent evidence suggests that varenicline also acts as a partial agonist at  $\alpha 6\beta 2^*$  nAChRs in both rat and monkey striatal synaptosomes (Bordia *et al*, 2012). The importance of  $\alpha 6\beta 2^*$  nAChRs in modulating dopamine release is increasingly recognized (Exley *et al*, 2013; Wickham *et al*, 2013). For review, see (Quik and Wonnacott, 2011). Interestingly, the binding affinity of varenicline for  $\alpha 6\beta 2^*$  nAChRs was about 20-fold higher than that of nicotine (Bordia *et al*, 2012).

There has been relatively little research on varenicline's effects on the abuse-related effects of cocaine and results have been inconsistent. Clinical studies have reported significant decreases in cocaine use during chronic varenicline treatment (0.5–2 mg/day) (Plebani *et al*, 2012), and no effect of varenicline (2 mg/day) on cocaine use (Poling *et al*, 2010). In rhesus monkeys, low doses of varenicline (0.03 and 0.1 mg/kg, PO (salt)) had no effect on cocaine self-administration, and higher doses (0.3–0.56 mg/kg, PO) potentiated the reinforcing effects of cocaine as well as cocaine's discriminative stimulus effects (0.1–0.3 mg/kg, IV) (Gould *et al*, 2011). However, varenicline did not substitute for the reinforcing or discriminative stimulus effects of cocaine (Gould *et al*, 2011). In rats, varenicline (2.0 mg/kg, SC) decreased cocaine self-administration, and in reinstatement studies, a high dose of varenicline increased and a low dose decreased cocaine-seeking behavior (Guillem and Peoples, 2010).

In contrast, preclinical studies of the effects of varenicline on the abuse-related effects of nicotine have consistently reported that varenicline reduced nicotine self-administration and substituted for the nicotine discriminative stimulus. For example, in rats, varenicline reliably reduced nicotine self-administration (George *et al*, 2011; Le Foll *et al*, 2011; O'Connor *et al*, 2010; Rollema *et al*, 2007b; Wouda *et al*, 2011). Most studies of nicotine discrimination agree that varenicline substituted for nicotine in rats, at levels that varied between 60 and 100% (Jutkiewicz *et al*, 2011; Le Foll *et al*, 2011; Lesage *et al*, 2009; Paterson *et al*, 2010; Reichel *et al*, 2010; Rollema *et al*, 2007b; Smith *et al*, 2007). Consistent with varenicline's classification as a partial agonist at nicotinic receptors (Faessel *et al*, 2010; Rollema *et al*, 2007b), pretreatment with varenicline (1.0 and 3.0 mg/kg, SC) significantly antagonized nicotine discrimination (Lesage *et al*, 2009). Mecamylamine, a nonselective nicotine antagonist, also blocked varenicline substitution for the nicotine discriminative stimulus (Rollema *et al*, 2007a).

Most medications to treat drug abuse are derived from advances in medicinal chemistry and neurobiology and initially are not available for testing on humans. As a consequence, preclinical models of drug addiction are essential for guiding decisions about which classes of medications are likely to be clinically useful. Retrospective validation of these models, using medications that have

clinical efficacy, is one important component of the translational evaluation process (Mello, 2005). Comparison of clinical and preclinical studies of varenicline provides a valuable opportunity for retrospective evaluation of treatment medication effects on nicotine and cocaine in a nonhuman primate model of drug self-administration. In addition, there are many similarities between rhesus monkeys and humans in neuroanatomy, physiology, and neurochemistry of brain transmitter systems (Weerts *et al*, 2007). Moreover, nicotinic receptor distribution in cortex, thalamus, basal ganglia, and cerebellum is very similar in human and monkey brain, and there is considerable overlap between AChRs and mesolimbic dopamine neurons (Gotti and Clementi, 2004; Gotti *et al*, 2007; Han *et al*, 2000; Han *et al*, 2003). This is the first report comparing the effects of chronic varenicline treatment (0.004 and 0.04 mg/kg/h) on self-administration of nicotine alone (0.001–0.0032 mg/kg/inj, base), cocaine alone (0.0032–0.01 mg/kg/inj), and combinations of nicotine (0.001–0.0032 mg/kg/inj) + cocaine (0.0032–0.01 mg/kg/inj) in a nonhuman primate polydrug model (Mello and Newman, 2011).

## MATERIALS AND METHODS

### Subjects

Four male and two female rhesus monkeys (*Macaca mulatta*) that weighed between 6 and 10 kg were studied. All monkeys had a history of cocaine and nicotine self-administration. Although females were gonadally intact, cocaine and nicotine self-administration disrupted menstrual cycle regularity. Amenorrhea and abnormally short menstrual cycles were observed, similar to disruptions previously reported during chronic cocaine self-administration (Mello *et al*, 1997). Each day, monkeys received multiple vitamins, fresh fruit and vegetables and Lab Diet Jumbo Monkey Biscuits (PMI Feeds, St. Louis, MO) to supplement a response-contingent banana-flavored pellet diet, fortified with vitamin C (Formula 4TUR banana flavor, grain-based pellet, Purina Mills Test Diet, Richmond, IN). Food supplements were given twice a day between 0900 and 0930, and between 1700 and 1730. Water was continuously available from an automatic watering system. A 12-h light-dark cycle was in effect (lights on 0700–1900), and the experimental chamber was dark during food and drug self-administration sessions.

Animal maintenance and research were conducted in accordance with the guidelines provided by the NIH Office of Laboratory Animal Welfare (OLAW), The Committee on the Care and Use of Laboratory Animals, and the US Department of Agriculture (USDA). The facility is licensed by the USDA, and protocols were approved by the Institutional Animal Care and Use Committee (IACUC). Monkeys were observed at least twice every day, and any changes in general activity were noted. The health of the monkeys was periodically monitored by consultant veterinarians trained in primate medicine. Operant food and drug acquisition procedures provided an opportunity for enrichment and for monkeys to manipulate their environment (Line, 1987). Monkeys had many other enrichment devices and visual, auditory, and olfactory contact with other monkeys throughout the study.

## IV Catheter Implantation

Nicotine, cocaine, and nicotine + cocaine solutions, and varenicline or saline were administered through surgically implanted venous catheters. Double lumen Silicone rubber catheters (I.D. 0.028 in, O.D. 0.088 in; Saint Gobain Performance Plastics, Beaverton, MI) were surgically implanted in an internal or external jugular or femoral vein. All surgical procedures were performed under aseptic conditions. Monkeys were initially sedated with ketamine (5–10 mg/kg, IM). Atropine (0.05 mg/kg) SC or IM was administered to reduce salivation. Following insertion of an endotracheal tube, anesthesia was maintained with isoflurane (1–2% mixed with oxygen). After surgery, monkeys were given procaine penicillin G at 20 000 units/kg, IM twice daily for 5 days, or cephalexin 20 mg/kg, PO twice daily for 5 days. An analgesic dose of buprenorphine (0.032 mg/kg, IM) and metacam (meloxicam) (0.1 mg/kg, SC) was administered twice daily for 3 days.

The intravenous catheter exited in the mid-scapular region and was protected by a tether system consisting of a custom-fitted nylon vest connected to a flexible stainless-steel cable and fluid swivel (Lomir Biomedical, Malone, NY). This flexible tether system permits monkeys to move freely. Catheter patency was evaluated periodically by administration of a short-acting barbiturate, methohexital sodium (4 mg/kg) through the catheter lumen. If muscle tone decreased within 10 s after drug administration, the catheter was considered patent.

## Apparatus and Operant Procedures

Monkeys lived in stainless steel chambers (64 × 64 × 79 cm) equipped with a custom-designed operant response panel (28 × 28 cm), a pellet dispenser (Gerbrands Model G5210, Arlington, MA), and two syringe pumps (Model 981210, Harvard Apparatus, South Natick, MA), one for each lumen of the double-lumen catheter. During food self-administration sessions, the response key (6.4 × 6.4 cm) on the operant panel was illuminated with a red light. Completion of the response requirement under a fixed ratio 2, variable ratio 16 (FR 2, [VR 16:S]) schedule resulted in presentation of a 1-s red light beneath the response key. Completion of a second VR16 resulted in delivery of a 1 g banana-flavored pellet. During drug self-administration sessions, the response key was illuminated with a green light, and completion of the response requirement under an FR 2, [VR 16:S] schedule resulted in delivery of 0.1 ml of saline or a drug solution over 1 s through one lumen of the double-lumen catheter. A 10-s time-out followed delivery of each drug or saline injection or food pellet, during which stimulus lights remained off and responding had no scheduled consequences. If 25 food pellets or 20 injections were delivered before the end of the 1-hr session, then all stimulus lights were turned off, and responding had no scheduled consequences for the remainder of that session. Thus, a monkey could earn a maximum of 100 food pellets/day and 80 drug or saline injections/day in four daily food and drug self-administration sessions. The daily food self-administration sessions began at 1100, 1500, 1900, and 0600 the next morning, and the daily drug self-administration sessions began at 1200, 1600, 2000, and 0700 the next morning.

Room lights were off during all experimental sessions. Schedules of reinforcement were programmed with custom-designed software and IBM-compatible computers and interface systems (Med Associates, St Albans, VT). Additional details of this apparatus have been described previously (Mello *et al*, 1995). Drug concentrations were varied by computer-controlled changes in pump infusion duration (Fivel, 2011).

*Training procedure.* Monkeys were initially trained to self-administer banana-flavored food pellets and cocaine (0.1 mg/kg/inj). Once cocaine-maintained responding was stable, the unit dose was reduced to 0.01 or 0.032 mg/kg to limit the disruptive effects of each IV cocaine injection, and to facilitate higher levels of IV self-administration behavior throughout the session. Extinction training consisted of substituting saline for 0.032 mg/kg IV cocaine. Once saline extinction was reliable, drug dose–effect curves were determined over a dose range of 0.001–0.0032 mg/kg/inj IV nicotine. Combinations of doses on the ascending limb for nicotine with two doses of cocaine (0.0032 and 0.01 mg/kg/inj) were also tested. Saline and different doses of cocaine + nicotine were presented in an irregular order.

*Drug dose-effect curve determinations.* Training continued until monkeys met the following criteria for stable food and cocaine self-administration under the FR2 [VR16:S] schedule of reinforcement: (1) three consecutive days during which the number of drug injections per day varied by no more than 20% of the 3-day mean with no upward or downward trend and (2) the mean number of food pellets and injections delivered per day was equal to or greater than 60. Once responding was stable, self-administration of saline, nicotine (0.001–0.0032 mg/kg/inj), and combinations of cocaine (0.0032–0.01 mg/kg/inj) + nicotine (0.001–0.0032 mg/kg/inj) were studied. Each dose was substituted for a minimum of 7 days and until responding was stable according to the above criteria, or for a maximum of 10 days. Following each substitution test, monkeys were returned to the maintenance dose of cocaine, 0.01 or 0.032 mg/kg/inj, for at least three days and until responding was stable to ensure reliable baseline responding prior to the subsequent substitution test. Drug doses were presented in an irregular order that differed for each monkey.

*Varenicline treatment procedures.* Procedures for evaluating the effects of varenicline on the reinforcing effects of nicotine, cocaine, and combinations of cocaine + nicotine were similar to those used in our previous studies of the effects of chronic bupropion treatment on cocaine, nicotine, and cocaine + nicotine self-administration (Mello *et al*, 2013b). Evaluation of the chronic effects of candidate medications is important to determine if acute treatment effects are sustained through time (Mello, 2005; Mello and Negus, 1996). Varenicline or saline injections were delivered every 20 min for 23 h each day through one lumen of a double-lumen catheter. This procedure was designed to ensure that steady-state levels of the treatment medication and its metabolites were present during the four daily drug and food self-administration sessions each day (Mello *et al*, 2013a; Mello *et al*, 2013b; Negus and Mello, 2003; Newman



et al, 2010). Varenicline doses in mg/kg/h and the equivalent doses in mg/kg/day were as follows: a varenicline dose of 0.004 mg/kg/h = 0.1 mg/kg/day; a varenicline dose of 0.04 mg/kg/h = 1.0 mg/kg/day. The total injection volume delivered was 6.9 ml in 69 injections.

The effects of varenicline (0.004 and 0.04 mg/kg/h) on the ascending limb of the nicotine or cocaine + nicotine dose effect curve were studied first to determine which doses of varenicline were effective, and to monitor possible side effects. Subsequently, the most effective doses of varenicline were tested on the dose-effect curve for nicotine alone, and cocaine + nicotine combinations. Each treatment dose was studied for 7–10 days until responding was stable according to the criteria described earlier. Successive varenicline doses were separated by an interval of saline treatment until drug- and food-maintained responding returned to baseline levels. The saline treatment interval was necessary to prevent any carryover effects from the preceding treatment condition.

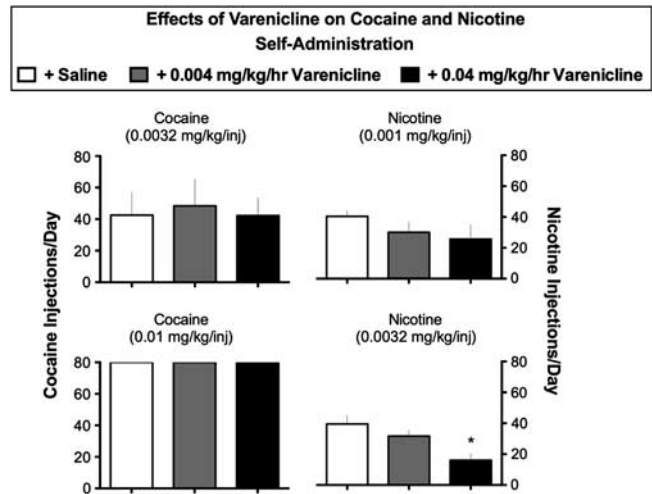
**Data analysis.** The primary dependent variables were the total number of drug or saline injections and food pellets earned per day. The number of injections self-administered on the last three days of each treatment condition were averaged for statistical analysis. Repeated measures one-way analysis of variance (ANOVA) was used to determine varenicline's effect on drug self-administration, and food-maintained responding. A significant ANOVA ( $P < 0.05$ ) was followed by Dunnett's *post hoc* tests. To determine whether the number of injections earned with cocaine + nicotine combinations were significantly higher than either cocaine or nicotine alone, one-way ANOVA with Fisher's LSD *post hoc*s were used. All statistical procedures and figures were drawn using GraphPad Prism v. 6.0.

**Drugs.** Cocaine HCl was provided by the National Institute on Drug Abuse (Rockville, MD) and prepared in sterile saline (0.9%). (-)-Nicotine hydrogen tartrate was obtained commercially (Sigma-Aldrich, St. Louis, MO) and solubilized in sterile water buffered with NaOH to achieve a pH of 6–7. Varenicline was prepared in sterile water. All IV drugs were sterile-filtered with a 0.22- $\mu$ m syringe-driven filter. The cocaine + nicotine solutions were combined in the same syringe. Cocaine doses are expressed as the salt form, nicotine doses are expressed as the base. Varenicline was provided by Dr F Ivy Carroll, Center for Organic and Medicinal Chemistry, Research Triangle Institute, Research Triangle Park, NC.

## RESULTS

### Varenicline's Effects on Self-administration of Cocaine and Nicotine Alone

**Cocaine.** Varenicline (0.004 and 0.04 mg/kg/h) had no effect on self-administration of a low dose of cocaine (0.0032 mg/kg/inj) in comparison to saline treatment, and there was considerable variability between animals (Figure 1, top left). Varenicline also had no effect on self-administration of a higher dose of cocaine (0.01 mg/kg/inj) (Figure 1, bottom left). Monkeys self-administered all the cocaine available during saline and varenicline treatment at a unit dose of 0.01 mg/kg/inj cocaine.



**Figure 1** Effects of varenicline on cocaine and nicotine self-administration: each dose of cocaine or nicotine is shown above each set of bar graphs. Ordinate: the number of cocaine or nicotine injections per day for the last three days of the treatment period. Drug self-administration during saline treatment is shown as open bars. Drug self-administration during varenicline treatment is shown as gray bars (0.004 mg/kg/h) and black bars (0.04 mg/kg/h). The top row shows drug self-administration when low minimally reinforcing doses of cocaine and nicotine were available. The bottom row shows drug self-administration when higher reinforcing doses of cocaine and nicotine were available. The ANOVA found a significant effect of varenicline on self-administration of 0.0032 mg/kg/inj nicotine ( $F(2,6) = 6.43$ ;  $p = 0.03$ ) during treatment with 0.04 mg/kg/h varenicline ( $p = 0.02$ ). Varenicline did not significantly alter self-administration of 0.0032 or 0.01 mg/kg/inj cocaine and 0.001 mg/kg/inj nicotine (all  $F$ s  $< 1.73$ ;  $p$ s = 0.28–0.44). Each data point represents the mean  $\pm$  SEM of 3–4 monkeys. \* $p < 0.05$  vs baseline.

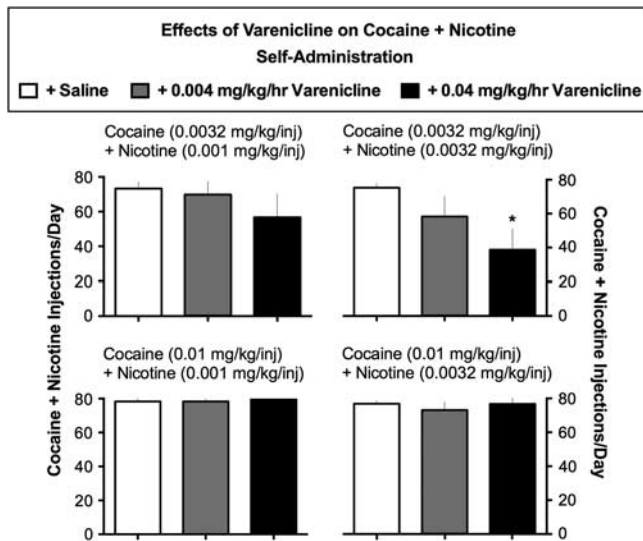
**Nicotine.** When nicotine self-administration was maintained by a low, minimally reinforcing unit dose (0.001 mg/kg/inj), varenicline decreased intake slightly by about 35% (Figure 1, top right). At a nicotine unit dose on the ascending limb of the nicotine dose-effect curve (0.0032 mg/kg/inj), the lower dose of varenicline reduced nicotine self-administration non-significantly (Figure 1, bottom right). The higher varenicline dose reduced nicotine self-administration by 60 percent ( $P < 0.05$ ).

### Varenicline's Effects on Self-administration of Cocaine + Nicotine Combinations

A combination of cocaine (0.0032 mg/kg/inj) + nicotine (0.001 mg/kg/inj) maintained high levels of responding during saline control treatment. A low dose of varenicline (0.004 mg/kg/h) did not decrease drug self-administration significantly. A higher dose of varenicline (0.04 mg/kg/h) decreased drug self-administration by 23% (Figure 2, top left).

A combination of the same dose of cocaine (0.0032 mg/kg/inj) with a higher dose of nicotine (0.0032 mg/kg/inj) also maintained high levels of responding during saline control treatment (Figure 2, top right). Chronic varenicline treatment (0.004–0.04 mg/kg/h) dose-dependently and significantly decreased cocaine + nicotine self-administration ( $P < 0.025$ ) (Figure 2, top right).

A reinforcing dose of cocaine (0.01 mg/kg/inj) combined with the same doses of nicotine (0.0032 and 0.001 mg/kg/inj) maintained high levels of drug self-administration during saline control treatment (Figure 2, bottom row, left + right). Chronic treatment with varenicline had no appreciable effect on drug self-administration (Figure 2, bottom row, left + right).



**Figure 2** Effects of varenicline on cocaine + nicotine self-administration: each dose of cocaine + nicotine is shown above each set of bar graphs. Ordinate: the number of cocaine + nicotine injections per day for the last three days of the treatment period. Drug self-administration during saline treatment is shown as open bars. Drug self-administration during varenicline treatment is shown as gray bars (0.004 mg/kg/h) and black bars (0.04 mg/kg/h). The top row shows drug self-administration when low minimally reinforcing doses of cocaine + nicotine were available. The bottom row shows drug self-administration when higher reinforcing doses of cocaine + nicotine were available. The ANOVA found a significant effect of varenicline (0.04 mg/kg/h;  $p = 0.025$ ) on self-administration of 0.0032 mg/kg/inj cocaine + 0.0032 mg/kg/inj nicotine ( $F(2,8) = 4.936$ ;  $p = 0.04$ ) but not on 0.0032 mg/kg/inj cocaine + 0.001 mg/kg/inj nicotine, 0.01 mg/kg/inj cocaine + 0.001 mg/kg/inj nicotine, or 0.01 mg/kg/inj cocaine + 0.0032 mg/kg/inj nicotine (all  $F_s < 1.08$ ;  $p_s = 0.38-0.44$ ). Each data point represents the mean  $\pm$  SEM of 4–5 monkeys. \* $p < 0.05$  vs baseline.

**Food-maintained responding.** The effects of saline, cocaine, nicotine, and cocaine + nicotine combinations on food self-administration is summarized in Table 1. Under most conditions, food-maintained responding did not change from baseline levels of  $92 \pm 8$  to 100 pellets per day. Food-maintained responding remained stable at the lower dose of nicotine, but decreased at most by 20% during treatment with 0.4 mg/kg/h varenicline.

**Comparison of reinforcing effects of cocaine, nicotine, and cocaine + nicotine combinations.** Figure 3 shows that the low dose of cocaine (0.0032 mg/kg/inj) alone produced about 50% of the 80 cocaine injections available ( $38.40 \pm 12.01$  inj per day), whereas monkeys earned near maximal injections available at a higher unit dose of cocaine (0.01 mg/kg/inj;  $79.8 \pm 0.20$  inj per day). Nicotine alone produced about 40% of the maximal available reinforcers at the low dose (0.001 mg/kg/inj;  $33.13 \pm 5.93$  inj per day) and about 57% of the maximal injections at the higher dose of nicotine (0.0032 mg/kg/inj;  $46.13 \pm 8.16$  inj per day). Each combination of cocaine + nicotine maintained higher levels of drug self-administration ( $73.3 \pm 3.9$  and  $77.47 \pm 1.6$  inj per day) than the low dose of cocaine (0.0032 mg/kg/inj) alone or nicotine (0.001 and 0.0032 mg/kg/inj) alone.

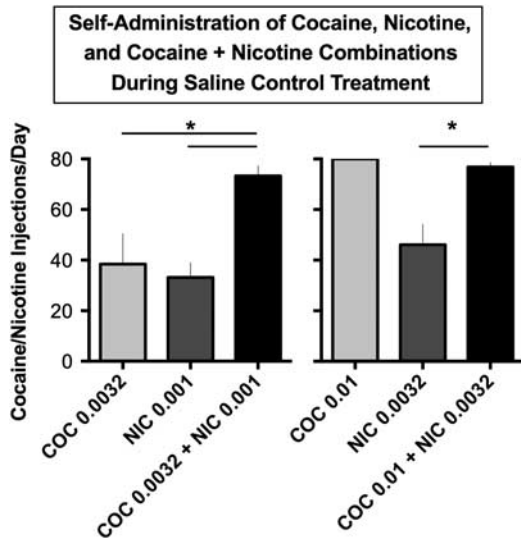
## DISCUSSION

This is the first report of the effects of chronic varenicline treatment on the reinforcing effects of nicotine alone, cocaine alone, and a combination of nicotine + cocaine in rhesus monkeys. Our major findings were that chronic varenicline treatment dose-dependently and selectively reduced self-administration of nicotine alone and combinations of nicotine + a low dose of cocaine. However, varenicline did not reduce self-administration of cocaine alone or the same doses of nicotine in combination with a high dose of cocaine. Another major finding was that combining low, minimally reinforcing doses of nicotine and cocaine increased drug self-administration significantly above levels maintained by the same dose of each drug alone. These data confirm and extend our previous reports of the behavioral effects of low dose nicotine + cocaine combinations in rhesus monkeys (Mello *et al*, 2013a; Mello and

**Table 1** Effects of Chronic Treatment with Varenicline on Food-maintained Responding

		+ Saline	+ 0.004 mg/kg/h varenicline	+ 0.04 mg/kg/h varenicline
0.0032 mg/kg/inj	Cocaine	100 + 0	96.33 $\pm$ 3.67	78.92 $\pm$ 19.77
0.01 mg/kg/inj	Cocaine	100 + 0	95.89 $\pm$ 4.11	93.78 $\pm$ 6.22
0.001 mg/kg/inj	Nicotine	100 + 0	96.89 $\pm$ 3.11	77.22 $\pm$ 22.78
0.0032 mg/kg/inj	Nicotine	100 + 0	99.58 $\pm$ 0.42	93.92 $\pm$ 3.85
0.0032 + 0.001 mg/kg/inj	Cocaine + nicotine	94.80 + 3.51	98.87 $\pm$ 1.13	90.80 $\pm$ 6.73
0.0032 + 0.0032 mg/kg/inj	Cocaine + nicotine	100 + 0	99.07 $\pm$ 0.93	91.20 $\pm$ 6.97
0.01 + 0.001 mg/kg/inj	Cocaine + nicotine	92.00 $\pm$ 8.0	100 $\pm$ 0	90.75 $\pm$ 9.25
0.01 + 0.0032 mg/kg/inj	Cocaine + nicotine	97.92 $\pm$ 2.08	99.00 $\pm$ 1.0	78.58 $\pm$ 13.13

Mean  $\pm$  SEM number of food pellets earned during the last 3 days of control or varenicline treatment in rhesus monkeys responding for cocaine, nicotine, or cocaine + nicotine polydrug combinations. One-way ANOVAs found that chronic varenicline treatment had no significant effects on food-maintained responding (all  $F_s < 2.77$ ;  $p_s = 0.14-0.42$ ).



**Figure 3** Comparison of the number of injections of cocaine and nicotine alone with cocaine + nicotine combinations during saline control treatment: Abscissa: doses of cocaine (0.0032 or 0.01 mg/kg/inj) shown as light gray rectangles; doses of nicotine (0.001 or 0.0032 mg/kg/inj) shown as dark gray rectangles; and the same doses of cocaine and nicotine in combination are shown as black rectangles. Ordinate: number of drug injections per day during saline treatment. Each data point is the average ( $\pm$  SEM) of 5 monkeys during the last three days of each drug condition. One-way repeated measures analysis of variance (ANOVA) with Fisher's LSD *post hoc* tests were used to determine whether self-administration of the cocaine plus nicotine combinations was significantly higher than the same doses of nicotine or cocaine alone as measured by the number of injections per day. The ANOVAs found a significant main effect of reinforcer when 0.0032 mg/kg cocaine, 0.001 mg/kg/inj nicotine, and 0.0032 mg/kg/inj cocaine + 0.001 mg/kg/inj nicotine were compared ( $F(2,8) = 5.495$ ;  $p = 0.03$ ) and when 0.01 mg/kg/inj cocaine, 0.0032 mg/kg/inj nicotine, and 0.01 mg/kg/inj cocaine + 0.0032 mg/kg/inj nicotine were compared ( $F(2,8) = 16.97$ ;  $p = 0.001$ ). *Post hoc* tests found that self-administration of the 0.0032 mg/kg/inj cocaine + 0.001 mg/kg/inj nicotine combination was significantly greater than either 0.0032 mg/kg/inj cocaine or 0.001 mg/kg/inj nicotine alone ( $ps = 0.029$  and  $0.016$ , respectively). Further, self-administration of 0.01 mg/kg/inj cocaine + 0.0032 mg/kg/inj nicotine was significantly greater than 0.0032 mg/kg/inj nicotine alone ( $p = 0.0025$ ) but not 0.01 mg/kg/inj cocaine alone ( $p = 0.725$ ) \* =  $p < 0.05$ .

Newman, 2011). Taken together with our earlier report of the effects of bupropion on nicotine + cocaine combinations (Mello *et al*, 2013a), these findings indicate that this polydrug model is useful for the evaluation of treatment medications that may attenuate dual addiction to nicotine and cocaine. The relation of these findings to some previous studies of varenicline, and possible mechanisms accounting for varenicline's divergent effects on nicotine and cocaine self-administration are discussed below.

### Varenicline and Cocaine Interactions

Clinical and preclinical studies of varenicline's effects on the abuse-related effects of cocaine have inconsistent results. Our finding that varenicline did not reduce cocaine self-administration is consistent with one clinical study (Poling *et al*, 2010), and one study in rhesus monkeys (Gould *et al*, 2011). Methadone-maintained cocaine users and cigarette smokers reported that varenicline (2 mg or 0.028 mg/kg in a 70 kg man) had no effect on cocaine use, but decreased cigarette

smoking by 52.8%, whereas placebo treatment decreased cigarette smoking by 8% (Poling *et al*, 2010). In rhesus monkeys, varenicline at doses of 0.03 and 0.1 mg/kg, PO (salt) had no effect on cocaine self-administration, and higher doses (0.3–0.56 mg/kg, PO), potentiated cocaine's reinforcing effects. When varenicline was administered intravenously (0.1–0.3 mg/kg), it also potentiated cocaine's discriminative stimulus effects, but did not substitute for cocaine in drug discrimination or drug self-administration studies (Gould *et al*, 2011). Comparisons between these studies in rhesus monkeys are limited by differences in schedules of reinforcement, drug doses, route and frequency of varenicline administration, and frequency of access to cocaine.

In contrast, treatment-seeking cocaine-dependent volunteers significantly reduced cocaine use (as assessed by three urine samples per week) during 8 weeks of varenicline treatment (0.5–2 mg/kg) in comparison to placebo treatment (Plebani *et al*, 2012). In rats, varenicline (2.0 mg/kg SC) also decreased cocaine self-administration (0.75 mg/kg, inj) maintained on a fixed ratio 1 (FR1) schedule of reinforcement, but other doses (0.3 and 1.0 mg/kg, SC) had no effect (Guillem and Peoples, 2010). Varenicline had dose-related, but opposite effects on cue and drug-induced reinstatement. A high dose of varenicline increased whereas low doses decreased cocaine-seeking behavior in a reinstatement paradigm (Guillem and Peoples, 2010).

### Varenicline and Nicotine Interactions

Varenicline significantly and selectively reduced self-administration of nicotine and nicotine + low dose cocaine combinations, with no significant changes in concurrent food-maintained responding. The selective and sustained decreases in nicotine and nicotine + cocaine self-administration were due to varenicline treatment and not to sedation or a general disruption of operant responding. All monkeys resumed drug self-administration at baseline levels after varenicline treatment was discontinued. This indicates that IV catheters were patent and catheter malfunction did not account for the observed decreases in drug-maintained responding. The same monkeys were studied as their own control across successive saline and varenicline treatment conditions. Importantly, this was the first study of nicotine and nicotine + cocaine self-administration in which varenicline was administered every 20 min for 23 h each day to insure that treatment doses were present during each of the 4 daily drug and food self-administration sessions. These data are consistent with our previous reports that chronic bupropion treatment significantly and selectively reduced nicotine and cocaine + nicotine self-administration by rhesus monkeys (Mello *et al*, 2013a).

Varenicline has activity at several receptor subtypes that comprise nAChRs. The  $\alpha 4\beta 2$  receptor is one of the most abundant, and appears to be an important modulator of the reinforcing effects of nicotine (Benowitz, 2009; Picciotto *et al*, 1998; Rose, 2007; Watkins *et al*, 2000). Nicotine did not stimulate dopamine release and did not maintain nicotine self-administration in  $\beta 2$  knockout mice in contrast to wild-type mice (Picciotto *et al*, 1998). Varenicline also acts as a partial agonist at  $\alpha 6\beta 2^*$  nAChRs, and its binding affinity was very similar to that of  $\alpha 4\beta 2^*$  nAChRs (Bordia *et al*, 2012; Grady *et al*, 2010). In competition binding studies in monkey



striatum, varenicline was  $\sim 6$  times more potent than nicotine at  $\alpha 6\beta 2^*$  and  $\alpha 4\beta 2^*$  nAChRs (Bordia *et al*, 2012). The similarities between varenicline's effects at  $\alpha 6\beta 2^*$  and  $\alpha 4\beta 2^*$  nAChRs suggests that both receptor subtypes are important for its anti-smoking effects (Bordia *et al*, 2012). Consistent with this interpretation, several recent reports show that  $\alpha 6\beta 2^*$  nAChRs are an important modulator of dopamine neurotransmission (Exley *et al*, 2013; Wickham *et al*, 2013) For review, see (Quik and Wonnacott, 2011).

Although varenicline is a full agonist at  $\alpha 7$  nicotinic receptors (Coe *et al*, 2005; Mihalak *et al*, 2006), the contribution of  $\alpha 7$  receptors to varenicline's effects on nicotine self-administration is unclear (Shama and Vijayaraghavan, 2008). A series of novel compounds with high affinity for  $\alpha 4\beta 2$  nicotinic receptors showed dose-dependent and complete substitution for the nicotine discriminative stimulus in rats (Smith *et al*, 2007). Other novel compounds that were selective for  $\alpha 7$  and  $\beta 4$  nicotinic receptors did not substitute for nicotine. These data suggested that  $\alpha 4\beta 2$  receptors are critical for the discriminative stimulus properties of nicotine, whereas  $\beta 4$  and  $\alpha 7$  receptors are not involved (Smith *et al*, 2007). In mice given oral access to nicotine over the course of 5 months, the  $\alpha 7$ -knockout mice decreased nicotine consumption in comparison to wild-type controls, whereas  $\beta 2$  receptor-knockout mice increased nicotine consumption (Levin *et al*, 2009). These data were interpreted to suggest that  $\alpha 7$  receptor antagonists might be useful to treat nicotine addiction (Levin *et al*, 2009). It is likely that varenicline's actions as an  $\alpha 4\beta 2$  partial agonist are more important than its  $\alpha 7$  agonist activity in reducing nicotine self-administration.

### Nicotine-Cocaine Interactions

It is generally agreed that cocaine maintains higher levels of IV self-administration than nicotine in nonhuman primates (Le Foll *et al*, 2007; Mello *et al*, 2013a; Mello *et al*, 2013b; Mello and Newman, 2011). For example, a nicotine dose at the peak of the dose-effect curve (0.0032 mg/kg/inj) maintained 46 injections per day, whereas a cocaine dose at the peak of the dose-effect curve (0.032 mg/kg/inj) maintained 76 injections per day in the same rhesus monkeys (Mello and Newman, 2011). When marginally reinforcing doses of cocaine (0.0032 mg/kg/inj), and nicotine (0.001 mg/kg/inj) were combined, the number of drug injections per day was significantly higher than for either drug alone (Mello *et al*, 2013a; Mello and Newman, 2011). Similarly, in the present study, a combination of the same doses of cocaine and nicotine maintained higher levels of self-administration than either drug alone (Figure 3).

The extent to which simultaneous activation of dopamine release by nicotine and blockade of dopamine reuptake by cocaine may account for enhancement of the reinforcing effects of low doses of nicotine + cocaine in combination is unclear. However, evidence from microdialysis studies indicates that combinations of equi-potent doses of cocaine + nicotine produce additive effects on dopamine release (Gerasimov *et al*, 2000; Sziraki *et al*, 1999; Zernig *et al*, 1997). In addition, overlapping patterns of fos-related protein expression in rat brains after nicotine (0.03 mg/kg/inj) and cocaine (0.25 mg/kg/inj) self-administration, but not after saline control self-administration, were interpreted

to suggest that there is a common anatomical substrate for cocaine and nicotine addiction (Pich *et al*, 1997). In mice, exposure to nicotine increased cocaine-induced locomotor activity and conditioned place preference in comparison to placebo, but exposure to cocaine did not enhance nicotine-induced behaviors (Levine *et al*, 2011). These findings were interpreted as evidence that nicotine alters the brain to increase its susceptibility to cocaine by increasing synaptic plasticity and increasing FosB responses to cocaine, secondary to higher histone acetylation levels in the striatum (Levine *et al*, 2011). Importantly, the priming influence of nicotine on cocaine's effects only occurred when multiple doses of nicotine were given concurrently with cocaine, but not after a 14-day nicotine-free interval (Levine *et al*, 2011). It remains to be determined if this molecular mechanism accounts for the enhanced reinforcing effects of nicotine + cocaine combinations in drug-experienced rhesus monkeys.

### The Role of Dopamine in Nicotine-Cocaine Interactions

Interpretation of the differences in varenicline's effects on nicotine and cocaine is complicated by the fact that all three drugs activate the mesolimbic dopamine system and increase extracellular dopamine levels by different mechanisms. Nicotine and varenicline induce dopamine release by stimulating nAChRs on the cell bodies of mesolimbic dopamine neurons (Coe *et al*, 2005; Corrigan *et al*, 1994; DiChiara, 2000; DiChiara and Imperato, 1988; Nisell *et al*, 1994; Stolerman and Shoab, 1991; Watkins *et al*, 2000), whereas cocaine blocks dopamine reuptake by the dopamine transporter (Kuhar *et al*, 1991; Ritz *et al*, 1987, 1988). When varenicline was combined with nicotine, dopamine release was reduced to the level measured after varenicline alone, with a corresponding decrease in nicotine self-administration (Coe *et al*, 2005; Rollema *et al*, 2007a). A parsimonious explanation of varenicline's lack of effects on cocaine self-administration could be that because cocaine-induced increases in extracellular dopamine levels occur independently of nAChR stimulation of mesolimbic dopamine neurons, the resulting dopamine levels were sufficient to maintain drug self-administration.

The importance of dopamine in the reinforcing effects of nicotine was initially suggested by the fact that dopamine D<sub>1</sub>-like and D<sub>2</sub>-like receptor antagonists, as well as nicotinic receptor antagonists, reduced nicotine self-administration in preclinical studies (Pierce and Kumaresan, 2006; Watkins *et al*, 2000). There has been increasing interest in the possible role of dopamine D<sub>3</sub> and D<sub>4</sub> receptor antagonists and partial agonists for the treatment of both cocaine and nicotine addiction (Newman *et al*, 2012). There is evidence that D<sub>3</sub> antagonists can modify some of the abuse-related properties of both nicotine (Andreoli *et al*, 2003; Khaled *et al*, 2010; Pak *et al*, 2006; Ross *et al*, 2007; Spiller *et al*, 2008) and cocaine (see for review (Heidbreder *et al*, 2005; Heidbreder and Newman, 2010; Le Foll *et al*, 2005; Newman *et al*, 2012; Newman *et al*, 2009; Newman *et al*, 2005). It has been suggested that dopamine D<sub>3</sub> receptor antagonists may be valuable for the treatment of relapse to nicotine seeking, but are less likely to substitute for nicotine or to attenuate withdrawal signs and symptoms (Le Foll *et al*, 2007). The contrast between the effects of bupropion and varenicline on cocaine, nicotine, and nicotine + cocaine further suggests

the possible importance of the dopamine D<sub>3</sub> and D<sub>4</sub> antagonist component of bupropion (Mello *et al*, 2013a; Mello *et al*, 2013b).

### Translational Implications of Varenicline's Reduction of Nicotine and Nicotine + Cocaine Self-Administration

Varenicline is FDA approved for the treatment of cigarette smoking, and this will greatly facilitate examining its clinical effectiveness in persons with dual addiction to nicotine and cocaine. Cocaine abusers are often heavy smokers, and a medication that could safely reduce both cocaine abuse and cigarette smoking, with minimal side effects would be clinically useful. Clinical laboratory studies also have consistently shown interactions between nicotine and cocaine. In cocaine-dependent cigarette smokers, an acute dose of transdermal nicotine (44 mg) enhanced reports of cocaine craving induced by visual cues and paraphernalia related to crack-cocaine, whereas placebo patches had no effect (Reid *et al*, 1998). In a subsequent study of cue-induced cocaine craving, a nicotine antagonist, mecamylamine reduced reports of craving in comparison to placebo (Reid *et al*, 1999). As noted earlier, cocaine users report smoking more cigarettes during cocaine use (Roll *et al*, 1996; Roll *et al*, 1997) and smokers use more cocaine than non-smokers (Budney *et al*, 1993). The conflicting clinical data on varenicline's effects on cocaine use (Plebani *et al*, 2012; Poling *et al*, 2010) suggest that further studies are warranted. Although varenicline may not be equally effective in all smokers, these studies in rhesus monkeys suggest it may be useful for some smokers, especially those who use low doses of cocaine recreationally.

### FUNDING AND DISCLOSURE

The authors declare that, except for income received from our primary employer, no financial support or compensation has been received from any individual or corporate entity over the past three years for research or professional service, and there are no personal financial holdings that could be perceived as constituting a potential conflict of interest. The authors declare no conflict of interest.

### ACKNOWLEDGEMENTS

We thank Sherilyn Pattel and Olga Smirnova for excellent technical assistance. Supported in part by grants R01-DA02519 and R01-DA026892 (NK Mello, PI); R01-DA12001 (FI Carroll, PI) from the National Institute on Drug Abuse, NIH.

### REFERENCES

Andreoli M, Tessari M, Pilla M, Valerio E, Hagan JJ, Heidbreder CA (2003). Selective antagonism at dopamine D<sub>3</sub> receptors prevents nicotine-triggered relapse to nicotine-seeking behavior. *Neuropsychopharmacology* 28: 1272–1280.

Bechtholt AJ, Mark GP (2002). Enhancement of cocaine-seeking behavior by repeated nicotine exposure in rats. *Psychopharmacology (Berl)* 162: 178–185.

Benowitz NL (2009). Pharmacology of nicotine: addiction, smoking-induced disease, and therapeutics. *Annu Rev Phys Chem* 49: 57–71.

Bordia T, Hrachova M, Chin M, McIntoch JM, Quik M (2012). Varenicline is a potent partial agonist at  $\alpha 6\beta 2^*$  nicotinic acetylcholine receptors in rat and monkey striatum. *J Pharmacol Exp Ther* 342: 327–334.

Budney AJ, Higgins ST, Hughes JR, Bickel WK (1993). Nicotine and caffeine use in cocaine-dependent individuals. *J Subst Abuse* 5: 117–130.

CDC (2002). Cigarette smoking among adults - United States, 2000. *MMWR Morb Mortal Weekly Report* 51: 642–645.

CDC (2004). Adult cigarette smoking in the United States: current estimates. *National Center for Chronic Disease Prevention and Health Promotion Tobacco Information and Prevention Source (TIPS)* 15: 20–58.

CDC (2005). Annual smoking-attributable mortality, years of potential life lost and productivity losses - United States, 1997–2001. *MMWR Morb Mortal Weekly Report* 54: 625–628.

Cinciripini PM, Robinson JD, Karam-Hage M, Minnix JA, Lam C, Versace F *et al* (2013). Effects of varenicline and bupropion sustained-release use plus intensive smoking cessation counseling on prolonged abstinence from smoking and on depression, negative affect, and other symptoms of nicotine withdrawal. *JAMA Psychiatry* 70: 522–533.

Coe JW, Brooks PR, Vetelino MG, Wirtz MC, Arnold EP, Huang J *et al* (2005). Varenicline: an  $\alpha 4\beta 2$  nicotinic receptor partial agonist for smoking cessation. *J Med Chem* 48: 3474–3477.

Corrigall WA, Coen KM, Adamson KL (1994). Self-administered nicotine activates the mesolimbic dopamine system through the ventral tegmental area. *Brain Res* 653: 278–284.

DAWN (2010). *Drug Abuse Warning Network, 2010: Area Profiles of Drug-Related Mortality*. Substance Abuse and Mental Health Services Administration: Rockville, MD Vol Series D-36. HHS Publication No. (SMA) 12-4699, 294 pp.

DiChiara G (2000). Role of dopamine in the behavioural actions of nicotine related to addiction (In Process Citation). *Eur J Pharmacol* 393: 295–314.

DiChiara G, Imperato A (1988). Opposite effects of mu and kappa opiate agonists on dopamine release in the nucleus accumbens and in the dorsal caudate of freely moving rats. *J Pharmacol Exp Ther* 244: 1067–1080.

DiChiara G, Imperato A (1988a). Drugs abused by humans preferentially increase synaptic dopamine concentrations in the mesolimbic system of freely moving rats. *Proc Natl Acad Sci USA* 85: 5274–5278.

Exley R, Clements MA, Hartung H, McIntosh JM, Franklin M, Bermudez I *et al* (2013). Striatal dopamine transmission is reduced after chronic nicotine with a decrease in  $\alpha 6$ -nicotinic receptor control in nucleus accumbens. *Eur J Neurosci* 10 July 2013. doi:10.1111/ejn.12298 (e-pub ahead of print).

Faessel HM, Obach RS, Rollema H, Ravva P, Williams KE, Burstein AH (2010). A review of the clinical pharmacokinetics and pharmacodynamics of varenicline for smoking cessation. *Clin Pharmacokinet* 49: 799–816.

Fivel PA (2011). Computer-controlled drug doses for IV drug self-administration. *Exp Clin Psychopharmacol* 19: 131–133.

Freeman KB, Woolverton WL (2009). Self-administration of cocaine and nicotine mixtures by rhesus monkeys. *Psychopharmacology* 207: 99–106.

George O, Lloyd A, Carroll FI, Damaj MI, Koob GF (2011). Varenicline blocks nicotine intake in rats with extended access to nicotine self-administration. *Psychopharmacology* 213: 715–722.

Gerasimov MR, Franceschi M, Volkow ND, Rice O, Schiffer WK, Dewey SL (2000). Synergistic interactions between nicotine and cocaine or methylphenidate depend on the dose of dopamine transporter inhibitor. *Synapse* 38: 432–437.

Gotti C, Clementi F (2004). Neuronal nicotinic receptors: from structure to pathology. *Prog Neurobiol* 74: 363–396.



- Gotti C, Moretti M, Gaimarri A, Zanardi A, Clementi F, Zoli M (2007). Heterogeneity and complexity of native brain nicotinic receptors. *Biochem Pharm* 74: 1102–1111.
- Gould RW, Czoty PW, Nader SH, Nader MA (2011). Effects of varenicline on the reinforcing and discriminative stimulus effects of cocaine in rhesus monkeys. *J Pharmacol Exp Ther* 339: 678–686.
- Grady SR, Drenan RM, Breining SR, Yohannes D, Wageman CR, Federov NB et al (2010). Structural differences determine the relative selectivity of nicotinic compounds for native alpha 4 beta 2\*, alpha 6 beta 2\*, alpha 3 beta 4\* and alpha 7-nicotine acetylcholine receptors. *Neuropharmacology* 58: 1054–1066.
- Guillem K, Peoples LL (2010). Varenicline effects on cocaine self administration and reinstatement behavior. *Biochem Pharm* 21: 96–103.
- Han ZY, Le Novere N, Zoli M, Hill JAJ, Champiaux N, Changeux JP (2000). Localization of nAChR subunit mRNAs in the brain of macaca mulatta. *Eur J Neurosci* 12: 3664–3674.
- Han ZY, Zoli M, Cardona A, Bourgeois JP, Changeux JP, Le Novere N (2003). Localization of [<sup>3</sup>H]Nicotine, [<sup>3</sup>H]Cytisine, [<sup>3</sup>H]Epi-batidine, and [<sup>125</sup>I]a-Bungarotoxin Binding Sites in the Brain of Macaca mulatta. *J Comp Neurol* 461: 49–60.
- Hawk LWJ, Ashare RL, Lohnes SF, Schlienz NJ, Rhodes JD, Tiffany ST et al (2012). The effects of extended pre-quit varenicline treatment on smoking behavior and short-term abstinence: a randomized clinical trial. *Clin Pharmacol Ther* 91: 172–180.
- Hays JT, Ebbert JO, Sood A (2008). Efficacy and safety of varenicline for smoking cessation. *Am J Med* 121: S32–S42.
- Heidbreder CA, Gardner EL, Xi Z-X, Thanos PK, Mugnaini M, Hagan JJ et al (2005). The role of central dopamine D3 receptors in drug addiction: a review of pharmacological evidence. *Brain Res Rev* 49: 77–105.
- Heidbreder CA, Newman AH (2010). Current perspectives on selective dopamine D<sub>3</sub> receptor antagonists as pharmacotherapeutics for addictions and related disorders. *Ann NY Acad Sci* 1187: 4–34.
- Henningfield JE, Shiffman S, Ferguson SG, Gritz ER (2009). Tobacco dependence and withdrawal: science base, challenges and opportunities for pharmacotherapy. *Pharmacol Ther* 123: 1–16.
- Horger BA, Giles MK, Schenk S (1992). Preexposure to amphetamine and nicotine predisposes rats to self-administer a low dose of cocaine. *Psychopharmacology (Berl)* 107: 271–276.
- Jorenby DE, Hays LT, Rigotti NA, Azoulay S, Watsky EJ, Williams KE et al (2006). Efficacy of varenicline, an alpha4beta2 nicotinic acetylcholine receptor partial agonist, vs placebo or sustained-release bupropion for smoking cessation: a randomized controlled trial. *J Am Med Assoc* 296: 56–63.
- Jutkiewicz EM, Brooks EA, Kynaston AD, Rice KC, Woods JH (2011). Patterns of nicotinic receptor antagonism: Nicotine discriminative studies. *J Pharmacol Exp Ther* 380: 194–203.
- Khaled MATM, Araki KF, Li B, Coen KM, Marinelli PW, Varga J et al (2010). The selective dopamine D<sub>3</sub> receptor antagonist SB-277011A, but not the partial agonist BP 897, blocks cue-induced reinstatement of nicotine-seeking. *Int J Neuropsychopharmacol* 13: 181–190.
- Koob GF, Le Moal M (eds) (2006). *Neurobiology of Addiction*. Academic Press: London, pp 490.
- Kuhar MJ, Ritz MC, Boja JW (1991). The dopamine hypothesis of the reinforcing properties of cocaine. *Trends Neurosci* 14: 299–302.
- Le Foll B, Chakraborty-Chatterjee M, Lev-Ran S, Barnes C, Pushparaj A, Gamaledin I et al (2011). Varenicline decreases nicotine self-administration and cue-induced reinstatement of nicotine-seeking behaviour in rats when a long pretreatment time is used. *Int J Neuropsychopharmacol* 15: 1265–1274.
- Le Foll B, Goldberg SR, Sokoloff P (2005). D<sub>3</sub> receptor and drug dependence: effects on reward or beyond? *Neuropharmacology* 49: 525–541.
- Le Foll B, Goldberg SR, Sokoloff P (2007). Dopamine D<sub>3</sub> receptor ligands for the treatment of tobacco dependence. *Expert Opin Investig* 16: 45–57.
- Lesage MG, Shelley D, Ross JT, Carroll FI, Corrigan WA (2009). Effects of the nicotinic receptor partial agonists varenicline and cytisine on the discriminative stimulus effects of nicotine in rats. *Pharmacol Biochem Behav* 91: 461–467.
- Levin ED, Petro A, Rezvani AH, Pollard N, Christopher NC, Strauss M et al (2009). Nicotinic  $\alpha 7$  or  $\beta 2$ -containing receptor knockout: Effects on radial-arm maze learning and long-term nicotine consumption in mice. *Behav Brain Res* 196: 207–213.
- Levine A, Huang Y, Drisaldi B, Griffin EA, Pollack DD, Xu S et al (2011). Molecular mechanism for a gateway drug: epigenetic changes initiated by nicotine prime gene expression by cocaine. *Sci Transl Med* 3: 107–109.
- Line SW (1987). Environmental enrichment for laboratory primates. *J Am Vet Med Assoc* 190: 854–859.
- Mello NK (2005). Marian W. Fischman Memorial Lecture (2004). Evaluation of drug abuse treatment medications: Concordance between clinical and preclinical studies. In: Dewey WL (ed) *Problems of Drug Dependence 2004: Proceedings of the 66th Annual Scientific Meeting, The College on Problems of Drug Dependence, Inc.* U.S. Department of Health and Human Services, National Institutes of Health: Bethesda, MD, pp 82–104.
- Mello NK, Fivel PA, Kohut SJ (2013a). Effects of chronic bupropion treatment on nicotine and concurrent nicotine + cocaine self-administration. *Neuropsychopharmacology* 38: 1264–1275.
- Mello NK, Fivel PA, Kohut SJ, Bergman J (2013b). Effects of chronic bupropion treatment on cocaine self-administration. *Neuropsychopharmacology* 38: 455–467.
- Mello NK, Mendelson JH (2013). Cocaine and other commonly abused drugs. In: Longo DL, Fauci AS, Kasper DL, Hauser SL, Jameson JL, Loscalzo J (eds) *Harrison's Principles of Internal Medicine*. 19th Edition McGraw-Hill Co.: New York, (in press).
- Mello NK, Mendelson JH, Kelly M, Diaz-Migoyo N, Sholar JW (1997). The effects of chronic cocaine self-administration on the menstrual cycle in rhesus monkeys. *J Pharmacol Exp Ther* 281: 70–83.
- Mello NK, Negus SS (1996). Preclinical evaluation of pharmacotherapies for treatment of cocaine and opiate abuse using drug self-administration procedures. *Neuropsychopharmacology* 14: 375–424.
- Mello NK, Negus SS, Lukas SE, Mendelson JH, Sholar JW, Drieze JM (1995). A primate model of polydrug abuse: cocaine and heroin combinations. *J Pharmacol Exp Ther* 274: 1325–1337.
- Mello NK, Newman JL (2011). Discriminative and reinforcing stimulus effects of nicotine, cocaine, and cocaine + nicotine combinations in rhesus monkeys. *Exp Clin Psychopharmacol* 19: 203–214.
- Mihalak KB, Carroll FI, Luetje CW (2006). Varenicline is a partial agonist at  $\alpha 4\beta 2$  and a full agonist at  $\alpha 7$  neuronal nicotinic receptors. *Mol Pharmacol* 70: 801–805.
- Negus SS, Mello NK (2003). Effects of chronic d-amphetamine treatment on cocaine- and food-maintained responding under a second-order schedule in rhesus monkeys. *Drug Alc Depend* 70: 39–52.
- Newman AH, Blaylock BL, Nader MA, Bergman J, Sibley DR, Skolnick P (2012). Medication discovery for addiction: Translating the dopamine D<sub>3</sub> receptor hypothesis. *Biochem Pharm* 84: 992–890.
- Newman AH, Grundt P, Cyriac G, Deschamps JR, Taylor M, Kumar R et al (2009). N-(4-(4-(2,3-Dichloro- or 2-methoxyphenyl) piperazin-1-yl)butyl)heterobiarylcarboxamides with functionalized linking chains as high affinity and enantioselective D<sub>3</sub> receptor antagonists. *J Med Chem* 52: 2559–2570.
- Newman AH, Grundt P, Nader MA (2005). Dopamine D<sub>3</sub> receptor partial agonists and antagonists as potential drug abuse therapeutic agents. *J Med Chem* 48: 3663–3679.
- Newman JL, Negus SS, Lozama A, Priszano TE, Mello NK (2010). Behavioral evaluation of modafinil and the abuse-related effects of cocaine in rhesus monkeys. *Exp Clin Psychopharmacol* 18: 395–408.

- Niaura R, Jones C, Kirkpatrick P (2006). Varenicline. *Nature Rev* 5: 537–538.
- Nisell M, Nomikos GG, Svensson TH (1994). Systemic nicotine-induced dopamine release in the rat nucleus accumbens is regulated by nicotinic receptors in the ventral tegmental area. *Synapse* 16: 36–44.
- O'Connor EC, Parker D, Rollema H, Mead AN (2010). The alpha4beta2 nicotinic acetylcholine-receptor partial agonist varenicline inhibits both nicotine self-administration following repeated dosing and reinstatement of nicotine seeking in rats. *Psychopharmacology* 208: 365–376.
- Pak AC, Ashby CR, Heidbreder CA, Pilla M, Gilbert JG, Xi X-Z et al (2006). The selective dopamine D3 receptor antagonist SB-277011A reduces nicotine-enhanced brain reward and nicotine-paired environmental cue functions. *Int J Neuropsychopharmacol* 9: 1–18.
- Paterson NE, Min W, Hackett A, Lowe D, Hanania T, Caldarone BJ et al (2010). The high-affinity nAChR agonists varenicline and sazetidine-A exhibit reinforcing properties in rats. *Prog Neuro-psychopharmacol & Biol Psych* 34: 1455–1464.
- Pettit HO, Justice JB (1991). Effect of dose on cocaine self-administration behavior and dopamine levels in the nucleus accumbens. *Brain Res* 539: 94–102.
- Piccio MR, Zoli M, Rimondini R, Lena C, Marubio LM, Pich EM et al (1998). Acetylcholine receptors containing the beta2 subunit are involved in the reinforcing properties of nicotine. *Nature* 391: 173–177.
- Pich EM, Pagliusi SR, Tessari M, Talabot-Ayer D, Hooft van Huijsduijnen R, Chiamulera C (1997). Common neural substrates for the addictive properties of nicotine and cocaine. *Science* 275: 83–86.
- Pierce RC, Kumaresan V (2006). The mesolimbic dopamine system: the final common pathway for the reinforcing effect of drugs of abuse? *Neurosci Biobehav Rev* 30: 215–238.
- Plebani JG, Lynch KG, Yu Q, Pettinati HM, O'Brien CP, Kampman KM (2012). Results of an initial clinical trial of varenicline for the treatment of cocaine dependence. *Drug Alc Depend* 121: 163–166.
- Poling J, Rounsaville B, Gonsai K, Severino K, Sofuoglu M (2010). The safety and efficacy of varenicline in cocaine using smokers maintained on methadone: a pilot study. *Am J Addict* 19: 401–408.
- Pollock JD, Koustova E, Hoffman A, Shurtleff D, Volkow ND (2009). Treatments for nicotine addiction should be a top priority. *Lancet* 374: 513–514.
- Quik M, Wonnacott S (2011).  $\alpha 6\beta 2^*$  and  $\alpha 4\beta 2^*$  nicotinic acetylcholine receptors as drug targets for Parkinson's Disease. *Pharmacol Rev* 63: 938–966.
- Reichel CM, Murray JE, Barr JD, Bevins RA (2010). Extinction with varenicline and nornicotine, but not ABT-418, weakens conditioned responding evoked by the interoceptive stimulus effects of nicotine. *Neuropharmacology* 58: 1237–1245.
- Reid MS, Mickalian JD, Delucchi KL, Berger SP (1999). A nicotine antagonist, mecamylamine, reduces cue-induced cocaine craving in cocaine-dependent subjects. *Neuropsychopharmacology* 20: 297–307.
- Reid MS, Mickalian JD, Delucchi KL, Hall SM, Berger SP (1998). An acute dose of nicotine enhances cue-induced cocaine craving. *Drug Alc Depend* 49: 95–104.
- Ritz MC, Lamb RJ, Goldberg SR, Kuhar MJ (1987). Cocaine receptors on dopamine transporters are related to self-administration of cocaine. *Science* 237: 1219–1223.
- Ritz MC, Lamb RJ, Goldberg SR, Kuhar MJ (1988). Cocaine self-administration appears to be mediated by dopamine uptake inhibition. *Prog Neuropsychopharmacol Biol Psychiatry* 12: 233–239.
- Roll JM, Higgins ST, Budney AJ, Bickel WK, Badger GJ (1996). A comparison of cocaine-dependent cigarette smokers and non-smokers on demographic, drug use and other characteristics. *Drug Alcohol Depend* 40: 195–201.
- Roll JM, Higgins ST, Tidey J (1997). Cocaine use can increase cigarette smoking: evidence from laboratory and naturalistic settings. *Exp Clin Psychopharmacol* 5: 263–268.
- Rollema H, Chambers LK, Coe JW, Glowa J, Hurst RS, Lebel LA et al (2007a). Pharmacological profile of the alpha4beta2 nicotinic acetylcholine receptor partial agonist varenicline, an effective smoking cessation aid. *Neuropharmacology* 52: 985–994.
- Rollema H, Coe JW, Chambers LK, Hurst RS, Stahl SM, Williams KE (2007b). Rationale, pharmacology and clinical efficacy of partial agonists of alpha4beta2 nACh receptors for smoking cessation. *Trends Pharmacol Sci* 28: 316–325.
- Rose JE (2007). Multiple brain pathways and receptors underlying tobacco addiction. *Biochem Pharmacol* 74: 1263–1270.
- Ross JT, Corrigan WA, Heidbreder CA, LeSage MG (2007). Effects of the selective dopamine D3 receptor antagonist SB-277011A on the reinforcing effects of nicotine as measured by a progressive-ratio schedule in rats. *Eur J Clin Pharmacol* 559: 173–179.
- SAMSHA (ed) (2012): *Substance Abuse and Mental Health Services Administration, Results from the 2011 National Survey on Drug Use and Health: Summary of National Findings, NSDUH Series H-44, HHS Publication No. (SMA) 12-4713*: Rockville, MD.
- Shama G, Vijayaraghavan S (2008). Nicotinic receptors containing the  $\alpha 7$  subunit: a model for rational drug design. *Curr Med Chem* 15: 2921–2932.
- Smith JW, Mogg A, Tafi E, Peacey E, Pullar IA, Szekeres P et al (2007). Ligands selective for  $\alpha 4\beta 2$  but not  $\alpha 3\beta 4$  or  $\alpha 7$  nicotinic receptors generalise to the nicotine discriminative stimulus in rats. *Psychopharmacology* 190: 157–170.
- Spiller K, Xi XZ, Peng XQ, Newman AH, Ashby CRJ, Heidbreder C et al (2008). The selective dopamine D3 receptor antagonists SB-277011A and NGB 2904 and the putative partial D3 receptor agonist BP-897 attenuate methamphetamine-enhanced brain stimulation reward in rats. *Psychopharmacology* 196: 533–542.
- Stolerman IP, Shoaib M (1991). The neurobiology of tobacco addiction. *Trends Pharmacol Sci* 12: 467–473.
- Sziraki I, Sershen H, Benuck M, Hashim A, Laitha A (1999). Differences in receptor system participation between nicotine- and cocaine-induced dopamine overflow in nucleus accumbens. *NY Acad Sci* 877: 800–802.
- Tonstad S (2006). Smoking cessation efficacy and safety of varenicline, an alpha4beta2 nicotinic receptor partial agonist. *J Cardiovasc Nurs* 21: 433–436.
- Watkins SS, Koob GF, Markou A (2000). Neural mechanisms underlying nicotine addiction: acute positive reinforcement and withdrawal. *Nicotine Tob Res* 2: 19–37.
- Weerts EM, Fantegrossi WE, Goodwin AK (2007). The value of nonhuman primates in drug abuse research. *Exp Clin Psychopharmacol* 15: 309–327.
- Wickham R, Solecki W, Rathbun L, McIntosh JM, Addy NA (2013). Ventral tegmental area  $\alpha 6\beta 2$  nicotinic acetylcholine receptors modulate phasic dopamine release in the nucleus accumbens core. *Psychopharmacology* 229: 73–82.
- Wouda JA, Riga D, De Vries W, Stegerman M, van Mourik Y, Schetters D et al (2011). Varenicline attenuates cue-induced relapse to alcohol, but not nicotine seeking, while reducing inhibitory response control. *Psychopharmacology* 216: 267–277.
- Zernig G, O'Laughlin IA, Fibiger HC (1997). Nicotine and heroin augment cocaine-induced dopamine overflow in nucleus accumbens. *Eur J Pharmacol* 337: 1–10.