

A Homologation Approach to the Synthesis of Difluorinated Cycloalkynes

Ellen M. Sletten,^{†,‡} Gabriela de Almeida,[†] and Carolyn R. Bertozzi^{*,†,‡,§}

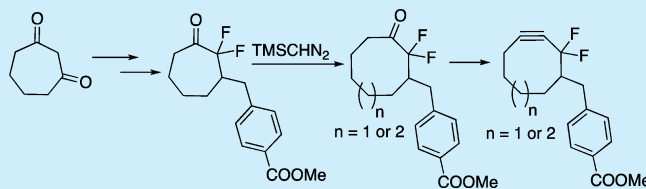
[†]Department of Chemistry, University of California, Berkeley, California 94720, United States

[‡]Department of Molecular and Cell Biology, University of California, Berkeley, California 94720, United States

[§]Howard Hughes Medical Institute, United States

S Supporting Information

ABSTRACT: Difluorinated cyclooctynes are important reagents for labeling azido-biomolecules through copper-free click chemistry. Here, a safe, scalable synthesis of a difluorinated cyclooctyne is reported, which involves a key homologation/ring-expansion reaction. Sequential ring expansions were also employed to synthesize and study a novel difluorinated cyclononyne.



Copper-free click chemistry, the reaction between an azide and a strained cycloalkyne (Figure 1A), has become a popular ligation strategy for applications that are sensitive to metals, precluding the use of the copper-catalyzed azide–alkyne cycloaddition (CuAAC, click chemistry, Figure 1B).¹ To date, the study of live cells and organisms has been the premier application of cyclooctyne reagents;² however, the simple

reaction conditions and purification procedures of copper-free click chemistry have resulted in its expansion to a variety of disciplines including surface immobilization,³ gel synthesis,⁴ oligonucleotide functionalization,⁵ dendrimer modification,⁶ and the decoration of nanostructures.⁷

The initial report of copper-free click chemistry involved the use of cyclooctyne **1** (OCT, Figure 1C) for the labeling of glycan-associated azides.⁸ This reaction was selective and mild, but its relatively slow rate remained a liability for many applications. Since that time, our group and others have focused on enhancing the rate of the azide–cyclooctyne cycloaddition by applying classical physical organic chemistry principles to further activate the strained alkynes for reaction with azides. Through these experimental efforts, two rate-enhancement strategies have emerged: the addition of electron-withdrawing groups at the propargylic position (MOFO **2**, DIFO **3**)^{2a,9} and the augmentation of strain energy through fused aryl (DIBO **4**, DIBAC **5**, BARAC **6**)¹⁰ or cyclopropyl (BCN **7**) rings.¹¹ The second-order rate constant for the [3 + 2] cycloaddition is an important consideration in the choice of a cycloalkyne reagent, as rapid reaction kinetics allow for low concentrations of reagents and offer opportunities for real-time labeling. However, superior reaction kinetics do not come without liabilities. For example, BARAC has a limited half-life (24 h) in phosphate-buffered saline due to hydrolysis of the strained central amide^{10c} and undergoes rearrangement to indole products under acidic conditions.¹² The balance between reactivity and stability is a significant challenge, as efforts to synthesize new cycloalkyne reagents are pursued.¹³

Despite slower reaction kinetics than BARAC, difluorinated cyclooctynes have remained useful reagents for copper-free click chemistry. DIFO is an exceptional cyclooctyne for labeling glycan-associated azides on the enveloping layer of zebra-

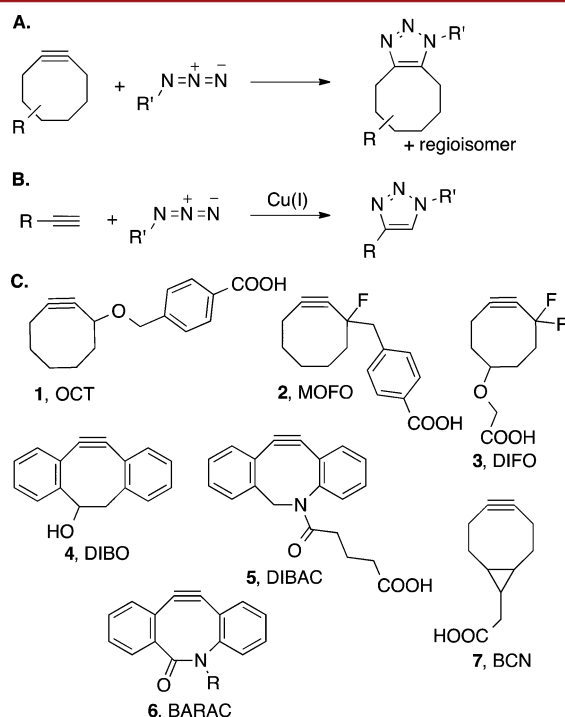


Figure 1. (A) Copper-free click chemistry. (B) Copper-catalyzed azide–alkyne cycloaddition (CuAAC). (C) Selected cyclooctyne reagents for copper-free click chemistry.

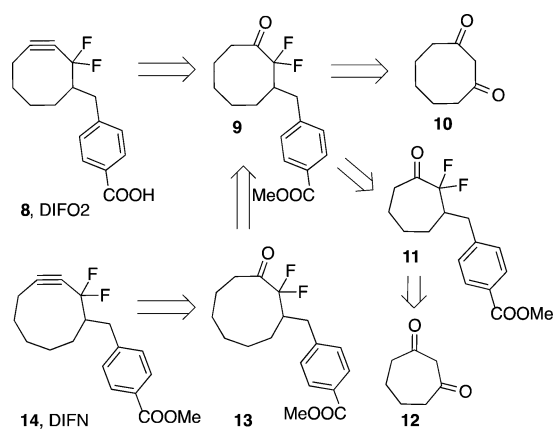
Received: January 23, 2014

Published: March 3, 2014

fish.^{2b,14} Also, propargylic difluorination is a much less sterically encumbering rate-enhancement strategy than aryl-ring fusion. Smaller reagents are advantageous for reaching hindered azides as well as for the modification of biomolecules with cycloalkynes. Recent work exemplifies this as Lemke and co-workers have discovered that cyclooctyne, but not the larger dibenzocyclooctyne, can be site-specifically incorporated into proteins through amber stop codon techniques.¹⁵

The major limitation of DIFO surrounds its synthetic intractability, particularly when compared to other biaryl-based cyclooctynes with similar reaction kinetics (DIBO, DIBAC). Previous work from our group addressed this problem through the synthesis of difluorinated cyclooctyne **8** (DIFO2, Scheme 1), where difluorinated cyclooctanone **9** was

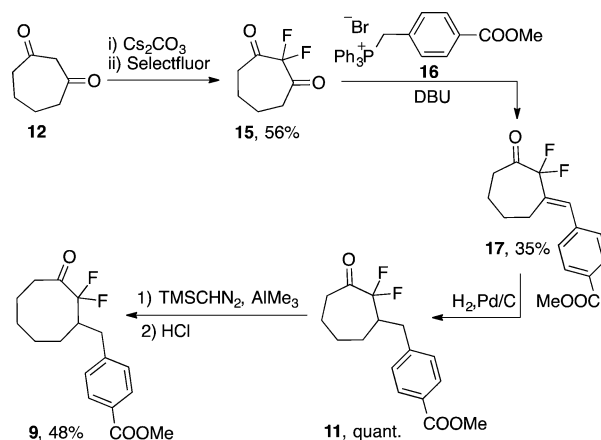
Scheme 1. Retrosynthetic Analysis of Difluorinated Cycloalkynes from Cyclic 1,3-Diketones



a key intermediate.¹⁶ The synthesis of DIFO2 was much improved; however, its reported starting material 1,3-cyclooctadione (**10**) is not readily available in large quantities. Efforts to improve the safety and scalability of 1,3-cyclooctadione have been pursued but remain low yielding.¹⁷

Here, an alternative approach to DIFO2 that begins from the much more synthetically accessible 1,3-cycloheptadione (**12**) and relies upon a key homologation with trimethylsilyl diazomethane is described. Additionally, two sequential ring expansions were employed to synthesize cyclononane **13**, which could be readily transformed into difluorinated cyclononyne **14** (DIFN). Cycloheptadione **12** was prepared in three steps from cyclopentanone and dichloroacetyl chloride as previously reported.¹⁸ This procedure has been used to safely produce up to 50 g of 1,3-cycloheptadione.^{18b} The *gem*-difluoro group was installed by treatment of **12** with cesium carbonate and Selectfluor to give 2,2-difluoro-1,3-cycloheptadione (**15**) (Scheme 2). Desymmetrization of **15** was achieved through a mono-Wittig reaction with phosphonium salt **16** to yield compound **17**. Hydrogenation of the resulting olefin quantitatively gave ketone **11**, which was treated with trimethylsilyl diazomethane, a safe diazo species,¹⁹ in the presence of trimethylaluminum to yield the eight-membered ring scaffold. The trimethylsilyl group was hydrolyzed by treatment with acid to produce difluorinated ketone **9**, which can be taken on to difluorinated cyclooctyne **8** as previously reported.¹⁶ Comparison of the two DIFO2 syntheses reveals that the homologation approach has a lower overall yield. This is primarily due to the desymmetrization reaction between **15** and **16** where it is difficult to suppress the competing double

Scheme 2. Homologation Approach to DIFO2

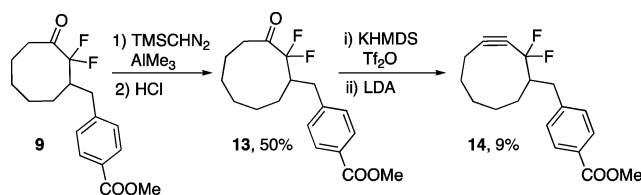


Wittig olefination.²⁰ Despite this limitation, the ring expansion approach is the preferred method of DIFO synthesis within our group, as it precludes the need for potentially explosive or highly pyrophoric reagents such as periodic acid and diethyl zinc.

The homologation strategy also provided a facile opportunity to access a difluorinated cyclononyne analog through consecutive ring expansions. Cyclononynes have significantly less strain energy than their eight-membered ring congeners; however, they offer valuable insight into the fundamental physical organic chemistry of copper-free click chemistry, particularly when all other aspects of the cycloalkynes are identical. Additionally, slower azide-reactive reagents may prove useful for applications where proximity-induced reactivity is desired, such as the study of protein–protein interactions or binding-promoted ligations.²¹

To synthesize the target cyclononyne, compound **9** was treated with trimethylsilyl diazomethane in the presence of trimethylaluminum followed by acidic conditions to remove the resulting trimethylsilyl group (Scheme 3). Ketone **13** was

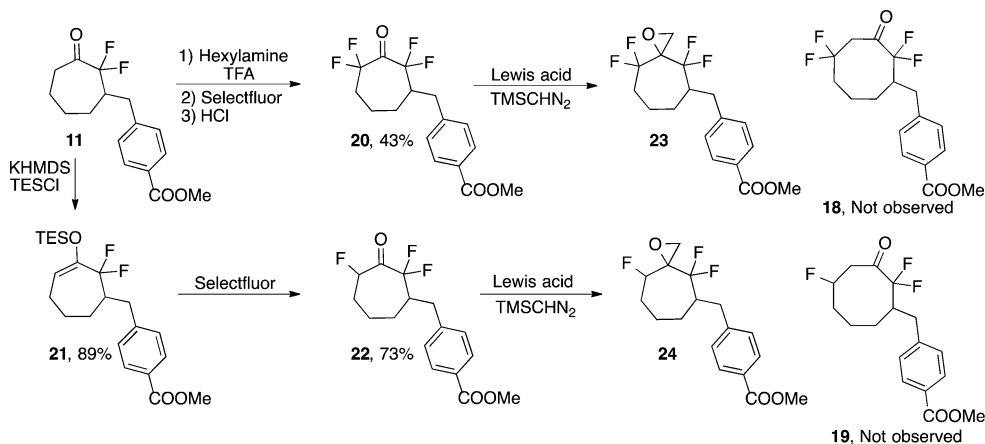
Scheme 3. Synthesis of Difluorinated Cyclononyne **14**



readily isolated and converted to the desired alkyne through *in situ* vinyl triflate formation followed by *syn*-elimination of triflic acid to yield the target cyclononyne (DIFN, **14**).

With DIFN in hand, the second-order rate constant for the reaction of **14** with benzyl azide was measured using an NMR assay (Scheme S1). The increased ring size led to a reaction rate that is 3 orders of magnitude less than that of DIFO2 ($5.92 \times 10^{-5} \pm 2 \times 10^{-7} \text{ M}^{-1} \text{ s}^{-1}$ vs $4.2 \times 10^{-2} \text{ M}^{-1} \text{ s}^{-1}$ for **14** and **8**, respectively).¹⁶ This second-order rate constant is similar to previously reported monobenzocyclononynes (10^{-4} to $10^{-5} \text{ M}^{-1} \text{ s}^{-1}$).²² Interestingly, our previous work has shown that difluorinated cyclooctynes are over 10 times more reactive with benzyl azide than monobenzocyclooctynes¹³ suggesting that electronic modulation, bond polarization, and/or transition state stabilization²³ due to propargylic difluorination have a

Scheme 4. Synthesis and Reactivity of Tri- and Tetrafluorinated Cycloheptanone Homologation Substrates



large effect only when an alkyne is highly strained. Recent computational work by Alabugin and co-workers^{23c} has indicated that minimal reactant destabilization (i.e., low strain energies) can be completely compensated for by transition-state stabilization in copper-free click chemistry. DIFN and other published cyclonynes with experimentally characterized azide reactivity²² currently do not support Alabugin's conclusion as DIFN's transition-state stabilizing *gem*-difluoro group does not result in increased reactivity with azides. However, these cyclonynes have not been explicitly designed to take advantage of transition-state stabilization. Alabugin's work exemplifies that although the array of copper-free click chemistry reagents is rapidly growing, a larger set is still necessary to understand the importance of each chemical interaction during the cycloaddition reaction.

Toward this end, and in hopes of achieving highly azide-reactive reagents, the homologation approach was chosen as a key retrosynthetic step in the synthesis of tri- and tetrafluorinated cyclooctynes. Properly substituted ketone intermediates **18** and **19** became our target ring-expansion products (Scheme 4). These derivatized cyclooctanones could be converted to tetra- and trifluorinated cyclooctynes, respectively, by established methods.^{1a,2a,9} Tetrafluorinated ketone **20** and trifluorinated ketone **22** were prepared through established α -fluorination methods of imine (for **20**)²⁴ or silyl enol ether (for **22** via **21**)^{2a} formation followed by treatment with Selectfluor. However, upon treatment of **20** and **22** with an array of diazo species in the presence of a variety of Lewis acids, the desired ring-expansion products were not obtained.²⁵ Instead, primarily oxirane formation (**23**, **24**) was observed, indicating that 1,2 migration of an electron-deficient C–CF_n bond is disfavored. The high regioselectivity observed in the homologation of **11** also supports this hypothesis. Thus, it appears that the homologation strategy is not viable for the preparation of highly fluorine-substituted (F atoms >2) cycloalkynes.

A safely scalable synthesis of the second-generation difluorinated cyclooctyne **8**, a reagent that has seen success in the labeling of azides in living organisms as well as use in materials science, was devised. The central step in this new synthesis is a one-carbon ring expansion employing trimethylsilyl diazomethane, which proceeds readily on substituted difluorocycloheptanone and the larger difluorocyclooctanone substrates; however, the homologation reaction was suppressed when fluorine atoms were added to both α positions of the

ketone. Thus, the homologation methodology is restricted to the synthesis of *gem*-difluorocycloalkynes. Using this strategy, novel difluorinated cyclononyne **14** was synthesized and found to react with benzyl azide 3 orders of magnitude more slowly than difluorinated cyclooctyne **8**. These data indicate that the primary importance in the design and synthesis of reactive cycloalkynes for copper-free click chemistry is ring strain, followed by electronic activation and steric effects. The synthesis and analysis of difluorinated cyclononyne **14** represents another important addition to the collection of copper-free click chemistry reagents, as it will further guide the design of new more reactive reagents, such as transition-state stabilized or additionally fluorinated cycloalkynes. New synthetic strategies toward the putatively highly reactive tri- and tetrafluorinated cyclooctynes are underway.

■ ASSOCIATED CONTENT

Supporting Information

Procedures and characterization for all new compounds, kinetic analysis of DIFN, and further discussion of the ring expansion of tri- and tetrafluorinated ketones. This material is available free of charge via the Internet at <http://pubs.acs.org>.

■ AUTHOR INFORMATION

Corresponding Author

*E-mail: crb@berkeley.edu.

Present Address

#Massachusetts Institute of Technology, Cambridge, MA 02139.

Notes

The authors declare no competing financial interest.

■ ACKNOWLEDGMENTS

This work was supported by a grant to C.R.B. from the NIH (GM058867), an ACS Organic Division Fellowship to E.M.S., and a predoctoral Ruth L. Kirschstein National Research Service Award to G.d.A. We thank Jason Kingsbury and Victor Rendina for helpful discussions regarding the homologation of **20** and **22**.

■ REFERENCES

- (a) Jewett, J. C.; Bertozzi, C. R. *Chem. Soc. Rev.* **2010**, *39*, 1272–1279. (b) Debets, M. F.; van der Doelen, C. W. J.; Rutjes, F. P. J. T.;

van Delft, F. L. *ChemBioChem* **2010**, *11*, 1168–1184. (c) Sletten, E. M.; Bertozzi, C. R. *Angew. Chem., Int. Ed.* **2009**, *48*, 6974–6978.

(2) (a) Baskin, J. M.; Prescher, J. A.; Laughlin, S. T.; Agard, N. J.; Chang, P. V.; Miller, I. A.; Lo, A.; Codelli, J. A.; Bertozzi, C. R. *Proc. Natl. Acad. Sci. U.S.A.* **2007**, *104*, 16793–16797. (b) Laughlin, S. T.; Baskin, J. M.; Amacher, S. L.; Bertozzi, C. R. *Science* **2008**, *320*, 664–667. (c) Yao, J. Z.; Uttamapinant, C.; Poloukhine, A.; Baskin, J. M.; Codelli, J. A.; Sletten, E. M.; Bertozzi, C. R.; Popik, V. V.; Ting, A. Y. *J. Am. Chem. Soc.* **2012**, *134*, 3720–3728. (d) Dieterich, D. C.; Hodas, J. J.; Gouzer, G.; Shadrin, I. Y.; Ngo, J. T.; Triller, A.; Tirrell, D. A.; Schuman, E. M. *Nat. Neurosci.* **2010**, *13*, 897–905. (e) Beatty, K. E.; Fisk, J. D.; Smart, B. P.; Lu, Y. Y.; Szychowski, J.; Hangauer, M. J.; Baskin, J. M.; Bertozzi, C. R.; Tirrell, D. A. *ChemBioChem* **2011**, *12*, 2137–2139.

(3) (a) Kuzmin, A.; Poloukhine, A.; Wolfert, M. A.; Popik, V. V. *Bioconjugate Chem.* **2011**, *21*, 2076–2085. (b) Wendein, C.; Singh, L.; Rinnen, S.; Schulz, C.; Arlinghaus, H. F.; Burley, G. A.; Ravoo, B. J. *Chem. Sci.* **2012**, *3*, 2479–2484. (c) Wammes, A. E. M.; Fischer, M. J. E.; de Mol, N. J.; van Eldijk, M. B.; Rutjes, F. P. J. T.; van Hest, J. C. M.; van Delft, F. L. *Lab Chip* **2012**, *13*, 1863–1867.

(4) (a) Johnson, J. A.; Baskin, J. M.; Bertozzi, C. R.; Koberstein, J. T.; Turro, N. J. *Chem. Commun.* **2008**, 3064–3066. (b) DeForest, C. A.; Polizzotti, B. D.; Anseth, K. S. *Nat. Mater.* **2009**, *8*, 659–644.

(5) (a) van Delft, P.; Meeuwenoord, N. J.; Hoogendoorn, S.; Dinkelaar, J.; Overkleeft, H. S.; van der Marel, G. A.; Filippov, D. V. *Org. Lett.* **2010**, *12*, 5486–5489. (b) Jayaprakash, K. N.; Peng, C. G.; Butler, D.; Varghese, J. P.; Maier, M. A.; Rajeev, K. G.; Manoharan, M. *Org. Lett.* **2010**, *12*, 5410–5413. (c) Singh, I.; Freeman, C.; Heaney, F. *Eur. J. Org. Chem.* **2011**, *33*, 6739–6746.

(6) (a) Ornelas, C.; Broichhagen, J.; Weck, M. *J. Am. Chem. Soc.* **2010**, *132*, 3923–3931. (b) Huang, B.; Desai, A.; Zong, H.; Tang, S.; Leroueil, P.; Baker, J. R. *Tetrahedron Lett.* **2011**, *52*, 1411–1414. (c) Ledin, P. A.; Friscourt, F.; Guo, J.; Boons, G. J. *Chem.—Eur. J.* **2011**, *17*, 839–846.

(7) (a) Lallana, E.; Fernandez-Megia, E.; Riguera, R. *J. Am. Chem. Soc.* **2009**, *131*, 5748. (b) Chakrabarty, R.; Stang, P. *J. Am. Chem. Soc.* **2012**, *134*, 14738–14741. (c) Gobbo, P.; Novoa, S.; Biesinger, M. C.; Workentin, M. S. *Chem. Commun.* **2013**, *49*, 3982–3984.

(8) Agard, N. J.; Prescher, J. A.; Bertozzi, C. R. *J. Am. Chem. Soc.* **2004**, *126*, 15046–15047.

(9) Agard, N. J.; Baskin, J. M.; Prescher, J. A.; Lo, A.; Bertozzi, C. R. *ACS Chem. Biol.* **2006**, *1*, 644–648.

(10) (a) Ning, X.; Guo, J.; Wolfert, M. A.; Boons, G. J. *Angew. Chem., Int. Ed.* **2008**, *47*, 2253–2255. (b) Debets, M. F.; Van Berkel, S. S.; Schoffelen, S.; Rutjes, F. P. J. T.; Van Hest, J. C. M.; Van Delft, F. L. *Chem. Commun.* **2010**, *46*, 97–99. (c) Jewett, J. C.; Sletten, E. M.; Bertozzi, C. R. *J. Am. Chem. Soc.* **2010**, *132*, 3688–3690.

(11) Dommerholt, J.; Schmidt, S.; Temming, R.; Hendriks, L. J. A.; Rutjes, F. P. J. T.; van Hest, J. C. M.; Lefeber, D. J.; Friedl, P.; van Delft, F. L. *Angew. Chem., Int. Ed.* **2010**, *49*, 9422–9425.

(12) Chigrinova, M.; McKay, C. S.; Beaulieu, L. P. B.; Udachin, K. A.; Beauchemin, A. M.; Pezacki, J. P. *Org. Biomol. Chem.* **2013**, *11*, 3436–3441.

(13) Sletten, E. M.; Nakamura, H.; Jewett, J. C.; Bertozzi, C. R. *J. Am. Chem. Soc.* **2010**, *132*, 11799–11805.

(14) (a) Dehnert, K. W.; Beahm, B. J.; Huynh, T. T.; Baskin, J. M.; Laughlin, S. T.; Wang, W.; Wu, P.; Amacher, S. L.; Bertozzi, C. R. *ACS Chem. Biol.* **2011**, *6*, 547–552. (b) Baskin, J. M.; Dehnert, K. W.; Laughlin, S. T.; Amacher, S. L.; Bertozzi, C. R. *Proc. Natl. Acad. Sci. U.S.A.* **2010**, *107*, 10360–10365. (c) Dehnert, K. W.; Baskin, J. M.; Laughlin, S. T.; Beahm, B. J.; Naidu, N. N.; Amacher, S. L.; Bertozzi, C. R. *ChemBioChem* **2012**, *13*, 353–357.

(15) Plass, T.; Milles, S.; Koehler, C.; Lemke, E. A. *Angew. Chem., Int. Ed.* **2011**, *50*, 3878–3881.

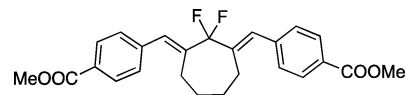
(16) Codelli, J. A.; Baskin, J. M.; Agard, N. J.; Bertozzi, C. R. *J. Am. Chem. Soc.* **2008**, *130*, 11486–11493.

(17) Sims, E. A.; DeForest, C. A.; Anseth, K. S. *Tetrahedron Lett.* **2011**, *52*, 1871–1873.

(18) (a) Do, N.; McDermott, R. E.; Ragan, J. A. *Org. Synth.* **2008**, *85*, 138–146. (b) Ragan, J. A.; Makowski, T. W.; am Ende, D. J.; Clifford, P. J.; Young, G. R.; Conrad, A. K.; Eisenbeis, S. A. *Org. Process Res. Dev.* **1998**, *2*, 379–381.

(19) Hahimoto, N.; Aoyama, T.; Shioiri, T. *Tetrahedron Lett.* **1980**, *21*, 4619–4622.

(20) The double Wittig olefination product observed in the reaction of **15** and **16**.



(21) (a) Sharma, A. K.; Heemstra, J. M. *J. Am. Chem. Soc.* **2011**, *133*, 12426–12429. (b) Sharma, A. K.; Kent, A. D.; Heemstra, J. A. *Anal. Chem.* **2012**, *84*, 6104–6109.

(22) (a) Tummatorn, J.; Batsomboon, P.; Clark, R. J.; Alabugin, I. V.; Dudley, G. B. *J. Org. Chem.* **2012**, *77*, 2093–2097. (b) de Almeida, G.; Sletten, E. M.; Nakamura, H.; Palaniappan, K. K.; Bertozzi, C. R. *Angew. Chem., Int. Ed.* **2012**, *51*, 2443–2447.

(23) (a) Cheong, P. H. Y.; Paton, R. S.; Bronner, S. M.; Im, G. Y. J.; Garg, N. K.; Houk, K. N. *J. Am. Chem. Soc.* **2010**, *132*, 1267–1269. (b) Im, G. Y. J.; Bronner, S. M.; Goetz, A. E.; Paton, R. S.; Cheong, P. H. Y.; Houk, K. N.; Garg, N. K. *J. Am. Chem. Soc.* **2010**, *132*, 17933–17944. (c) Gold, B.; Dudley, G. B.; Alabugin, I. V. *J. Am. Chem. Soc.* **2013**, *135*, 1558–1569.

(24) Pravst, I.; Zupan, M.; Stavber, S. *Synthesis* **2005**, 3140–3146.

(25) See Supporting Information for further details on the attempted ring expansion of **20** and **22**.