

RESEARCH ARTICLE

Open Access

Efficacy of N-acetylcysteine in preventing atrial fibrillation after cardiac surgery: a meta-analysis of published randomized controlled trials

Xue-Hui Liu^{1,3}, Chun-Yan Xu² and Guang-Hui Fan^{1*}

Abstract

Background: Atrial fibrillation is a common complication after cardiac surgery. The aim of this study is to evaluate whether N-acetylcysteine (NAC) could prevent postoperative atrial fibrillation (POAF).

Methods: PubMed, Embase and Cochrane Center Register of Controlled Trials were searched from the date of their inception to 1 July 2013 for relevant randomized controlled trials (RCTs), in which NAC was compared with controls for adult patients undergoing cardiac surgery. Outcome measures comprised the incidence of POAF, all-cause mortality, length of intensive care unit (ICU) stay, hospital length of stay, and the incidence of cerebrovascular events. The meta-analysis was performed with the fixed-effect model or random-effect model according to the heterogeneity.

Results: We retrieved ten studies enrolling a total of 1026 patients. Prophylactic NAC reduced the incidence of POAF (OR 0.56; 95% CI 0.40 to 0.77; $P < 0.001$) and all-cause mortality (OR 0.40; 95% CI 0.17 to 0.93; $P = 0.03$) compared with controls, but failed to reduce the stay in ICU and overall stay in hospital. No difference in the incidence of cerebrovascular events was observed.

Conclusions: Prophylactic use of NAC could reduce the incidence of POAF and all-cause mortality in adult patients undergoing cardiac surgery. However, larger RCTs evaluating these and other postoperative complication endpoints are needed.

Keywords: N-acetylcysteine, Postoperative atrial fibrillation, Cardiac surgery, Meta-analysis

Background

Atrial fibrillation (AF) is a common complication that occurs after cardiac surgery. The incidence of postoperative atrial fibrillation (POAF) ranges from 10% to 65% depending on the type of surgery, perioperative characteristics, methods of monitoring and the definition of AF [1,2]. Previous studies [2-7] indicated that AF is associated with prolonged length of hospital stay, risk of stroke, and mortality, thus extensive research has been conducted to explore the mechanism of POAF and identify the effective method for preventing POAF. Beta-blockers and amiodarone are used widely to minimize the risk of POAF and recommended by current guidelines [8]. However,

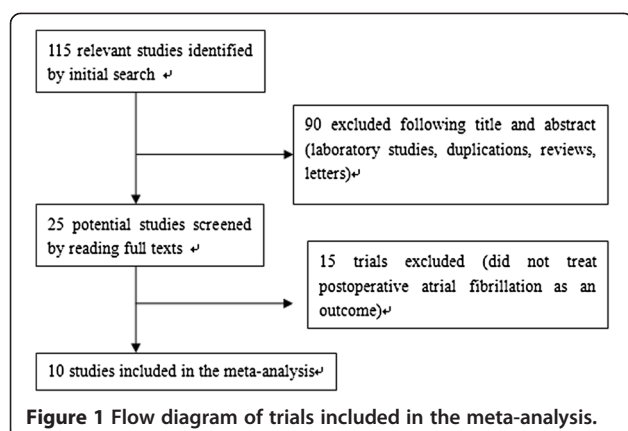
their use requires caution because of potential drug-related side effects. Clinical studies have demonstrated higher inflammatory cytokines level and oxidative damage in patients who developed POAF versus those who did not after undergoing cardiac surgery, suggesting that oxidative stress and inflammatory reaction contribute to POAF [9-11].

N-acetylcysteine (NAC) is an antioxidant and anti-inflammatory agent, and could reduce cellular oxidative damage and systematic inflammation during cardiac surgery [12,13]. Previous meta-analyses showed that the NAC supplementation effectively reduced the incidence of POAF [14,15]. However, of all the included studies, only one [12] treated POAF as primary endpoint and showed a positive result. Recently, a large trial demonstrated that there was no statistical difference in the incidence of POAF between the NAC and placebo groups

* Correspondence: fanguanghui59@163.com

¹Department of Cardiology, Wuhan General Hospital of Guangzhou Military Command, 627 Wuluo Road, Wuhan, China

Full list of author information is available at the end of the article



[16]. Thus, we conducted an updated meta-analysis to further evaluate the efficacy of NAC on the prevention of POAF in adult patients undergoing cardiac surgery. Besides, we also assessed whether NAC could reduce hospital length of stay, intensive care unit (ICU) stay, all-cause mortality, and cerebrovascular events.

Methods

Literature search

A comprehensive search was performed to identify all published randomized controlled trials (RCTs) of NAC versus control during cardiac surgery in any language. PubMed, Embase and Cochrane Central Register of Controlled Trials databases were searched from the date of their inception to 1 July 2013. Searched terms included N-acetylcysteine, acetylcysteine, acetadote, mucomyst, heart surgery, cardiac surgery, cardiothoracic surgery, cardiopulmonary bypass, CPB, coronary artery bypass graft, CABG, valve surgery, valvular surgery and atrial fibrillation.

Inclusion and exclusion criteria

Only RCTs reporting the use of NAC in the prevention of POAF were included in the meta-analysis (including those reporting the concomitant use of other anti-arrhythmic agents). Exclusion criteria included: (1) duplicated data; (2) laboratory study; (3) abstract, review or letter to editor; and (4) patient age less than 18 years. Based on these criteria, two investigators (Liu and Xu)

Table 1 Characteristics of the included studies

Reference	Jadad score	Surgery type	Number NAC/control	NAC protocol	Medical history	Previous medication
Ozaydin 2008 [12]	4	CABG ± valve	58 /57	50 mg/kg iv for 1 h before surgery, then 50 mg/kg/day 48 h after operation	DM, Hypertension, CAD	BRB, ACEI, Statins, Acetylsalicylic acid
Kazemi 2013 [16]	5	CABG ± valve	120 /120	1200 mg orally 2 times per day from 48 h before and up to 72 h after heart surgery	DM,CRF,CAD, CHF, CLD, Hypertension, Hyperlipidemia	BRB,Statins, ACEI/ARB, Digoxin, Diuretic
Eren 2003 [19]	3	CABG	10 /10	100 mg/kg iv for 1 h before and 40 mg/kg/day at 24 h after CPB	CLD	Not reported
Orhan 2006 [20]	3	CABG	10 /10	50 mg/kg iv at the start of induction of anesthesia for 30 minutes	DM, CAD, Hypertension, Hyperlipidemia	Not reported
Ozaydin 2013 [21]	5	CABG ± valve	104 /104	50 mg/kg iv 1 h before and at the same does for 48 h after surgery	CHF, CLD, DM, CAD Hypertension	BRB, ACEI/ARB, Statins
Peker 2008 [22]	4	CABG	19 /21	50 mg/kg iv 1 h before surgery and 50 mg/kg/day 48 h after the operation	Not reported	Not reported
Wijeyesundera 2007 [23]	5	CABG ± valve	88 /87	100 mg/kg iv over 30 min after induction of anesthesia, then 20 mg/kg/h for 4 h after CPB	CHF, CLD, DM, CVD, PVD, Hypertension	BRB, CCB, ACEI/ARB, NSAIDs
El-Hamamsy 2007 [24]	3	CABG	50 /50	600 mg orally the day before and the morning of the operation, 150 mg/kg iv before skin incision, then 12.5 mg/kg/h over 24 h	CHF, CAD	BRB, CCB, ACEI
Haase 2007 [25]	5	CABG ± valve	30 /30	150 mg/kg iv after anesthesia induction, then 50 mg/kg iv over 4 h, then 100 mg/kg iv over 20 h	DM, CLD, CAD, PVD, Stroke, Hypertension, Hyperlipidemia, Carotid disease	Not reported
Kim 2011 [26]	4	CABG	24 /24	100 mg/kg iv bolus after anesthetic induction, then 40 mg/kg/day iv for 24 h	DM, Hypertension	BRB, CCB, ACEI, Diuretics

ACEI/ARB, angiotensin converting enzyme inhibitor/angiotensin receptor blocker; BRB, beta-receptor blocker; CAD, coronary artery disease; CCB, calcium channel blocker; CHF, chronic heart failure; CLD, chronic lung disease; CRF, chronic renal failure; SD, standard deviation; DM, diabetes mellitus; CVD, cerebrovascular disease; NSAIDs, non-steroid anti-inflammatory drugs; PVD, peripheral vascular disease.

Table 2 Outcomes of included studies in the meta-analysis

Reference	POAF		Duration of ICU (hours)		Hospitalization (days)		Mortality		Nonfatal CBV	
	NAC	Control	NAC	Control	NAC	Control	NAC	Control	NAC	Control
Ozaydin 2008 [12]	3/58	12/57	NA	NA	7.7 ± 3	7.9 ± 4.2	0/58	2/57	1/58	0/57
Kazemi 2013 [16]	14/120	19/120	120 ± 45.6	115.2 ± 79.2	7.4 ± 1.3	7.2 ± 0.9	1/120	2/120	1/120	1/120
Eren 2003 [19]	2/10	1/10	NA	NA	NA	NA	0/10	0/10	0/10	0/10
Orhan 2006 [20]	0/10	1/10	23.2 ± 1.75	22.6 ± 1.84	7.2 ± 0.42	7.3 ± 0.48	0/10	0/10	NA	NA
Ozaydin 2013 [21]	9/104	25/104	NA	NA	NA	NA	1/104	2/104	2/104	0/104
Peker 2008 [22]	0/19	2/21	NA	NA	NA	NA	0/19	0/21	0/19	0/21
Wijesundera 2007 [23]	50/88	58/87	45.6	40.8*	8 (6–12)	8 (6–12)†	0/88	7/87	4/88	4/87
El-Hamamsy 2007 [24]	4/50	6/50	NA	NA	5.4 ± 2.3	5.3 ± 2.5	3/50	0/50	0/50	0/50
Haase 2007 [25]	19/30	16/30	44	45*	8(7–11)	8(7–11)†	0/30	1/30	NA	NA
Kim 2011 [26]	4/24	8/24	72 ± 36	81.6 ± 50.4	11.3 ± 6.3	10.5 ± 4.5	0/24	2/24	0/24	0/24

Data are number or mean ± deviation; CBV, cerebrovascular events; NA, data not available; *values expressed as median; †data expressed as median (interquartile range).

independently selected studies for further screening by reading title and/or abstract of all identified literatures. All potential eligible studies were obtained for further assessment.

Data extraction

Two investigators (Liu and Xu) independently extracted the following information from each article: first author's name, year of publication, country of origin, surgery type, perioperative characteristics, NAC protocol, incidence of POAF, length of ICU and hospital stay, all-cause mortality and cerebrovascular events. The primary outcome was the incidence of POAF. The length of hospital and ICU stay, all-cause mortality, and the incidence of cerebrovascular

events were considered secondary outcomes. Disagreements were resolved by consensus.

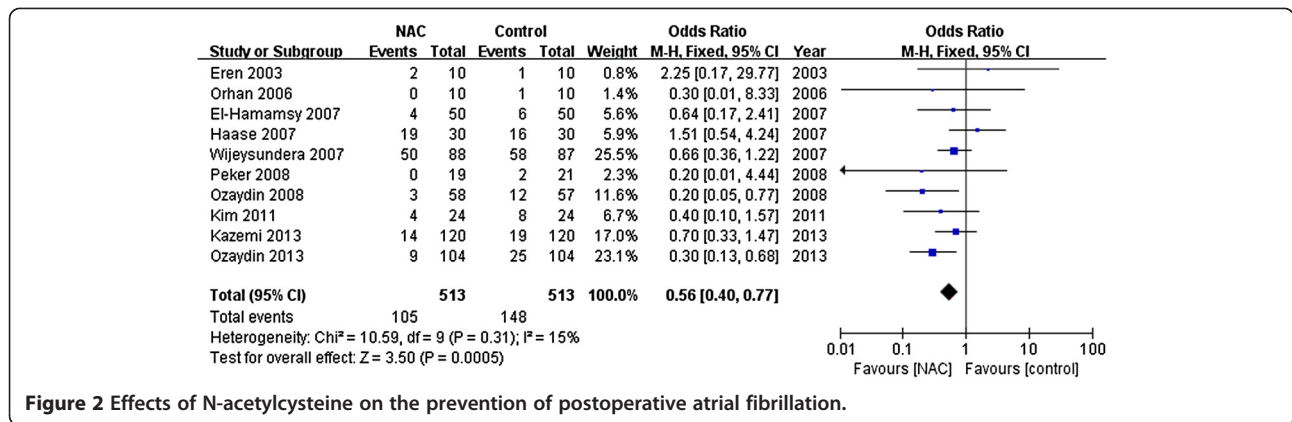
Quality assessment

The methodological quality of the studies included in the meta-analysis was assessed using validated Jadad 5 point scale [17]. This system emphasizes on the following three parts when defining the quality of a RCT: (1) randomization; (2) blinding; and (3) description of withdrawals and dropouts. A score of one is given for each of the points described. A further point is obtained where the method of randomization and/or blinding is given and is appropriate; where it is inappropriate, a point is deducted. Studies with a score ≤ 2 were considered low

Table 3 POAF outcome definition and assessment

Reference	Method of atrial fibrillation assessment	Definition of atrial fibrillation
Ozaydin 2008 [12]	ECGs performed continuously at the first 2 postoperative days in the ICU, and 2 times a day routinely when new symptom developed or observed in the wards.	An irregular narrow complex rhythm with absence of discrete p-waves lasting longer than 5 minutes
Kazemi 2013 [16]	Holter performed continuously for 72 h after surgery	More than 5 minutes of AF or associated with hemodynamic compromise requiring therapy immediately.
Eren 2003 [19]	ECGs were recorded on the first postoperative day	Not reported
Orhan 2006 [20]	Not reported	Not reported
Ozaydin 2013 [21]	ECGs performed continuously during ICU stay and all-day Holter was used during the rest of hospitalization.	The incidence of AF lasting longer than 5 minutes during hospitalization
Peker 2008 [22]	ECGs conducted continuously during the first 2 postoperative days in the ICU, and 2 times per day routinely when new symptom developed or noted	Not reported
Wijesundera 2007 [23]	Continuous telemetry or 12-lead ECGs	Any new atrial fibrillation
El-Hamamsy 2007 [24]	Not reported	Not reported
Haase 2007 [25]	Not reported	Not reported
Kim 2011 [26]	Not reported	Not reported

ECG, electrocardiogram.



quality, and studies with a score >2 were considered high quality.

Statistical analysis

Outcomes were treated as dichotomous (when incidence was reported) or continuous (when the mean and standard deviation were reported) variables. For dichotomous variables, odds ratios (ORs) and 95% confidence intervals (CIs) were calculated. For continuous variables, the weighted mean difference (WMD) was calculated. Heterogeneity was explored using I², which describes the percentage of total variation across trials due to heterogeneity rather than chance alone. When I² was more than 50%, significant statistical heterogeneity was considered to be present [18]. Pooled estimates of efficacy were calculated using the fixed-effects model. If there was heterogeneity, the random-effects model was used. Sensitivity analyses were conducted to test the robustness of overall pooled effect. The presence of publication bias was evaluated by using funnel plot. A two-tailed P-value < 0.05 was considered as significant difference. All statistical analyses were performed using Review Manager version 5.2.

Results

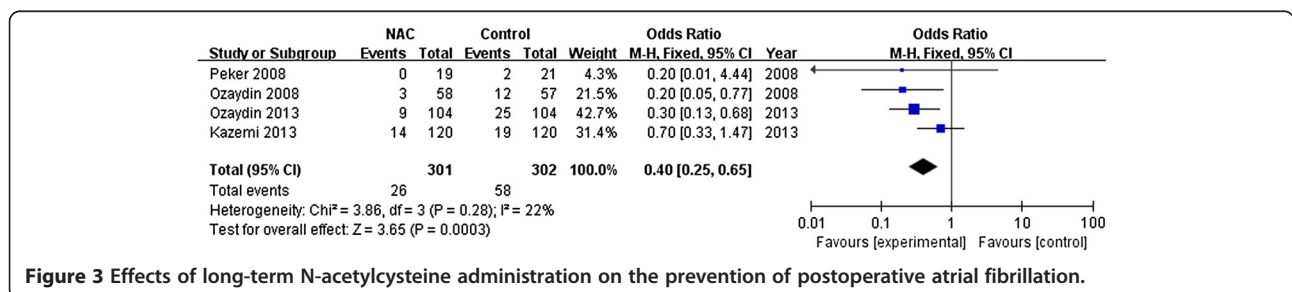
Identification of eligible studies

One hundred and fifteen articles were identified by the initial literature search, and 90 studies were excluded

after title and abstract screening. Therefore, 25 potential relevant studies were retrieved to read the entire manuscript. Fifteen studies were further excluded because they did not treat POAF as an outcome. Consequently, 10 trials (n = 1026 patients) were included in this meta-analysis (Figure 1).

Characteristics of eligible studies

Patients' characteristics of the included studies are shown in Table 1. The number of patients ranged from 20 [19,20] to 240 [16]. Of the 10 RCTs, five trials were conducted in Turkey [12,19-22], two in Canada [23,24], one in Iran [16], one in Germany [25], and one in Korea [26]. With the use of Jadad 5 point score, all studies were considered high quality. Both male and female were included in all trials. Only one study [25] included some patients with a history of AF. Diabetic mellitus, hypertension, chronic heart failure, and coronary artery disease were the major concomitant diseases. Five trials [19,20,22,24,26] enrolled 228 patients undergoing CABG only, and the remaining 5 trials [12,16,21,23,25] included 798 patients undergoing valve surgery or combination valve surgery with CABG. NAC administration regimen is also presented in detail in Table 1, with 8 studies [12,19-23,25,26] using intravenous administration and 2 studies [16,24] using oral administration before cardiac surgery. The duration of NAC administration after cardiac surgery varied from 4 hours [23] to



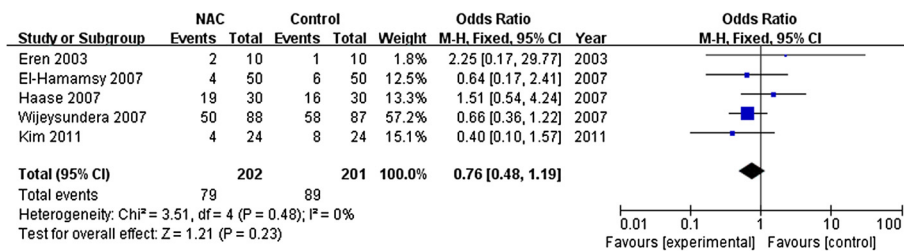


Figure 4 Effects of short-term N-acetylcysteine administration on the prevention of postoperative atrial fibrillation.

72 hours [16]. Only one study [21] investigated the efficacy of beta-blocker (carvedilol) with NAC on the prevention of POAF.

Incidence of POAF

The data of the included studies are shown in Table 2. The method of monitoring and the definition of POAF are presented in Table 3. Of the 10 trials, only four [12,16,21] treated POAF as their primary endpoint.

Pooling all ten RCTs, 20.5% (105 of 513) of patients given NAC and 28.8% (148/513) of controls developed POAF. The meta-analysis of ten trials using a fixed-effects model showed that NAC reduced the incidence of POAF (OR 0.56, 95% CI 0.40 to 0.77; $P < 0.001$; Figure 2) compared with controls, with no heterogeneity between the studies ($I^2 = 15\%$, $P = 0.31$).

Sensitivity analyses were conducted to test the robustness of the main analysis. We tested whether excluding small sample studies ($n < 60$ patients) [19,20,22,26] would change the direction of the overall result. The meta-analysis of the remaining studies (OR 0.57, 95% CI 0.40 to 0.80; $P = 0.001$) [12,16,21,23-25] was similar to the overall result, with little statistical heterogeneity ($I^2 = 42\%$, $P = 0.12$). A trial [25] enrolled some patients with a history of AF, but the pooled results (OR 0.50; 95% CI 0.35 to 0.71; $P < 0.001$; $I^2 = 0\%$, $P_{\text{heterogeneity}} = 0.56$) did not change when this trial was exclude. In addition, we tested whether different duration of NAC supplementation after cardiac surgery would alter the direction of the overall result. Using the fixed-effects model, the meta-analysis of studies (OR 0.40; 95% CI 0.25 to 0.65; $P < 0.001$; $I^2 = 22\%$, $P_{\text{heterogeneity}} = 0.28$; Figure 3) [12,16,21,22] with a long-term (lasting for 48 h-72 h after operation) was similar

to the overall effects (OR 0.56, 95% CI 0.40 to 0.77). However, it failed to reduce the incidence of POAF with a short-term NAC (within 24 h after surgery) supplementation (OR 0.64; 95% CI 0.39 to 1.06; $P = 0.09$; $I^2 = 0\%$, $P_{\text{heterogeneity}} = 0.7$; Figure 4) [19,23-26].

Length of ICU stay

Five studies [16,20,23,25,26] reported the data of ICU length of stay, while only three [16,20,26] studies reported the values as mean \pm standard deviation. All the data were converted from days into hours for analysis. Prophylactic NAC was not associated with a reduction in ICU length of stay (WMD 0.60; 95% CI -0.97 to 2.16; $P = 0.45$). No heterogeneity of included studies was noted ($I^2 = 0\%$, $P = 0.64$).

Hospital length of stay

Five [12,16,20,24,26] studies reported values as mean \pm standard deviation, two [23,25] expressed data as median and interquartile range, and one [21] showed values by bar graph. The meta-analysis of the five studies using a fixed-effects model presented that NAC treatment did not reduce the length of hospital stay (WMD 0.09; 95% CI -0.13 to 0.31; $P = 0.40$; Figure 5). No statistical heterogeneity was observed across studies ($I^2 = 0\%$, $P = 0.76$).

All-cause mortality

Death occurred in 5 of 513 patients (0.9%) treated with NAC and in 16 of 513 patients (3.1%) treated with placebo. Use of NAC was associated with a reduction in all-cause death (OR 0.40; 95% CI 0.17 to 0.93; $P = 0.03$; $I^2 = 0\%$, $P_{\text{heterogeneity}} = 0.44$; Figure 6).

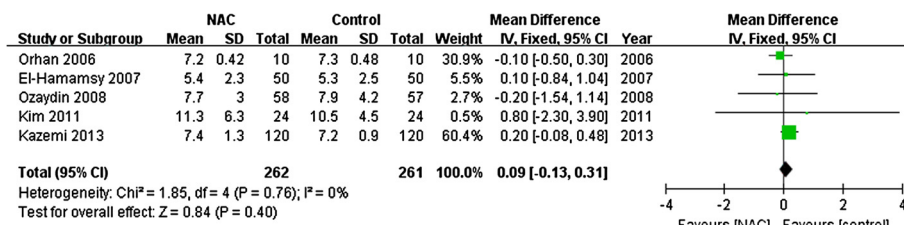


Figure 5 Effects of N-acetylcysteine on the length of hospital stay.

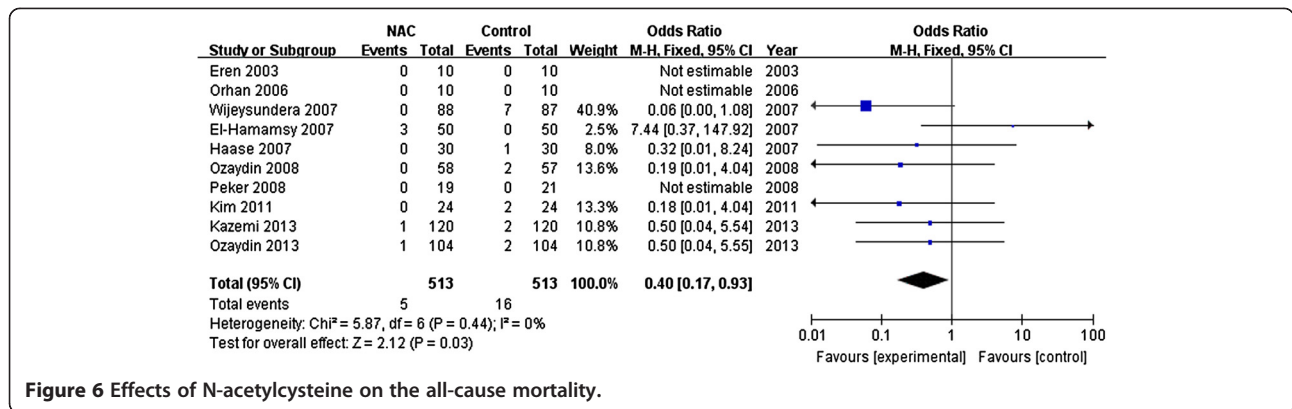


Figure 6 Effects of N-acetylcysteine on the all-cause mortality.

Incidence of cerebrovascular events

Seven [12,16,19,21-23,26] studies reported the incidence of cerebrovascular events after operation. Cerebrovascular events occurred in 8 of 423 patients (1.9%) treated with NAC and in 5 of 424 patients (1.2%) treated with placebo. Prophylactic use of NAC failed to present a reduction in cerebrovascular accidents (OR 1.68; 95% CI 0.60 to 4.69; P = 0.32; I² = 0%, P_{heterogeneity} = 0.64).

Publication bias

The funnel plot for the incidence of POAF was shown in Figure 7. The funnel plot appeared symmetrical, suggesting that there was no potential publication bias among the included trials.

Discussion

This meta-analysis shows that prophylactic NAC can reduce the incidence of POAF in adult patients undergoing cardiac surgery, with a conclusion similar to the previous meta-analyses [14,15]. However, the meta-analysis of trials (OR 0.64; 95% CI 0.39 to 1.06) using a short-term NAC administration, differing from the pooled effect of studies with a long-term (OR 0.51; 95% CI 0.33 to 0.79), demonstrates that there is no significant difference compared

with controls. These findings suggest that NAC can be used for adult patients undergoing cardiac surgery to prevent POAF. It would be more reasonable to prolong the duration of NAC administration up to postoperative day 2–3. Previous studies presented that on postoperative day 2–3 the inflammatory cytokines levels are the highest, corresponding to the day of the highest incidence of POAF [7,27]. To some extent, the different results between short-term and long-term NAC administration may be associated with the anti-inflammatory property of NAC. Additionally, NAC has a generally good safety profile [16,21,23]. Of the 10 included studies, only one [23] reported evident side effects among patients, but there was no statistical difference when compared with control group.

An increasing body of evidence demonstrates that oxidative stress and inflammatory reaction play an important role in the pathophysiology of POAF [7,9,28]. Antioxidants, including NAC, have proved to decrease serum levels of molecules markers of cellular oxidative stress in patients undergoing heart surgery [9-11,16,28,29]. NAC is a glutathione precursor, by entering cells and being hydrolyzed to cysteine, it stimulates glutathione synthesis [12,16]. In this way, it increases the level of intracellular reduced glutathione, which is often depleted as a response to increased status of inflammation reaction and oxidative stress [16,30]. In addition to that, it may also block renin angiotensin system and/or atrial remodeling via its antioxidant actions and anti-inflammatory [12,20,31]. Thus, NAC is a potential agent used for reducing the incidence of POAF in adult patients undergoing cardiac surgery.

Although POAF is often considered both transient and self-limiting [7,15], it can increase the length of ICU and hospital stay, cerebrovascular events, and mortality [3-7]. With regard to ICU and hospital stay, the pooled effects are similar to the pre-existing meta-analyses [13-15], showing no significant difference compared with controls. There is also no significant reduction in the risk of cerebrovascular events (OR 1.68; 95% CI 0.60 to 4.69) between two groups. This meta-analysis, however, demonstrates

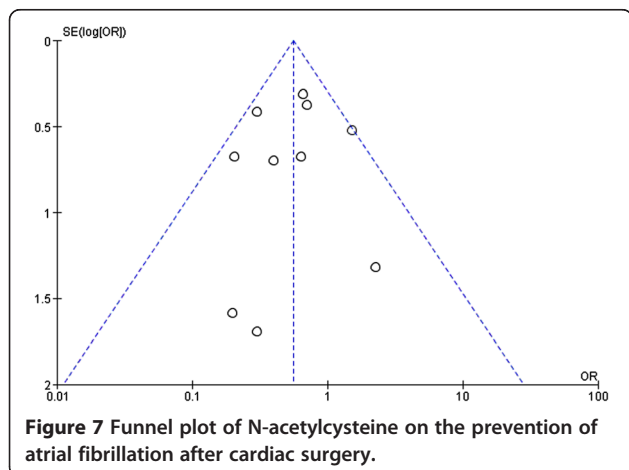


Figure 7 Funnel plot of N-acetylcysteine on the prevention of atrial fibrillation after cardiac surgery.

that prophylactic NAC apparently reduce the occurrence of all-cause mortality (OR 0.40; 95% CI 0.17 to 0.93), which differs from the previous meta-analysis (OR 0.81; 95% CI 0.39 to 1.68) conducted by Wang et al. [13].

There are several limitations to this meta-analysis that should be noted. First, there is significant heterogeneity in both the methods of monitoring and the definition of POAF between the studies. AF following cardiac surgery was reported as a clinical outcome in seven studies [19,20,22-26], and only three studies [12,16,21] treated POAF as a primary endpoint. All these may lead to potential overestimation or underestimation of the true incidence of POAF. Second, for the POAF endpoint, the use of beta-blockers and amiodarone was not the standard therapy among most included studies [12,16,19,20,22-26]. Meanwhile, the adjunctive use of NAC in addition to these proven prophylactic strategies is not known. An adjunctive prophylactic protocol, however, that might further prevent POAF without reducing blood pressure and/or heart rate. As such, Ozaydin and his colleagues demonstrated that carvedilol plus NAC significantly reduced the incidence of POAF compared with carvedilol plus placebo [21]. Next, due to different NAC doses and schedules used in these trials, we are unable to evaluate this heterogeneity on clinical outcomes and identify an optimal NAC dose from this meta-analysis. Finally, the positive effect seen is based almost entirely on two trials from the same group [12,21], however, the results of which have not been reproduced in the majority of the other trials.

Future studies should aim to treat the incidence of POAF as a primary endpoint, and standardize the definition of POAF. In addition, these studies should compare various doses of NAC, including varying lengths of therapy. It is also important to assess the impact of NAC supplementation on the top of already proven agents for preventing POAF, including beta-blockers, amiodarone, and any other potential prophylaxis.

Conclusions

This meta-analysis shows that prophylactic use of NAC could reduce the incidence of POAF and all-cause mortality for adult patients undergoing cardiac surgery. However, larger RCTs evaluating these and other postoperative complication endpoints are needed.

Competing interests

The authors declare that they have no competing interests.

Authors' contributions

LXH conceived the study, participated in the design, collected the data, performed statistical analyses and drafted the manuscript. XCY helped to collect data. FGH conceived the study, participated the design. All authors read and approved the final manuscript.

Author details

¹Department of Cardiology, Wuhan General Hospital of Guangzhou Military Command, 627 Wuluo Road, Wuhan, China. ²Department of Endocrinology,

Wuhan General Hospital of Guangzhou Military Command, 627 Wuluo Road, Wuhan, China. ³Hubei University of Chinese Medicine, 1 Tanhualin Road, Wuhan, China.

Received: 24 November 2013 Accepted: 10 April 2014

Published: 16 April 2014

References

1. Omae T, Kanmura Y: Management of postoperative atrial fibrillation. *J Anesth* 2012, **26**:429-437.
2. Maisel WH, Rawn JD, Stevenson WG: Atrial fibrillation after cardiac surgery. *Ann Intern Med* 2001, **135**:1061-1073.
3. Mariscalco G, Engstrom KG: Atrial fibrillation after cardiac surgery: risk factors and their temporal relationship in prophylactic drug strategy decision. *Int J Cardiol* 2008, **129**:354-362.
4. Villareal RP, Hariharan R, Liu BC, Kar B, Lee W, Elayda M, Lopez JA, Rasekh A, Wilson JM, Massumi A: Postoperative atrial fibrillation and mortality after coronary artery bypass surgery. *J Am Coll Cardiol* 2004, **43**:742-748.
5. Likosky DS, Leavitt BJ, Marrin CA, Malenka DJ, Reeves AG, Weintraub RM, Caplan LR, Baribeau YR, Charlesworth DC, Ross CS, Braxton JH, Hernandez F, O'Connor GT: Intra- and postoperative predictors of stroke after coronary artery bypass grafting. *Ann Thorac Surg* 2003, **76**:428-434. discussion 435.
6. Kim MH, Deeb GM, Morady F, Bruckman D, Hallock LR, Smith KA, Karavite DJ, Bolling SF, Pagani FD, Wahr JA, Sonnad SS, Kazanjian PE, Watts C, Williams M, Eagle KA: Effect of postoperative atrial fibrillation on length of stay after cardiac surgery (The Postoperative Atrial Fibrillation in Cardiac Surgery study [PACS2]). *Am J Cardiol* 2001, **87**:881-885.
7. Patel D, Gillinov MA, Natale A: Atrial fibrillation after cardiac surgery: where are we now? *Indian Pacing Electrophysiol J* 2008, **8**:281-291.
8. Fuster V, Ryden LE, Cannom DS, Crijns HJ, Curtis AB, Ellenbogen KA, Halperin JL, Kay GN, Le Huezzy JY, Lowe JE, Olsson SB, Prystowsky EN, Tamargo JL, Wann LS, Smith SC, Priori SG, Estes NA, Ezekowitz MD, Jackman WM, January CT, Lowe JE, Page RL, Slotwiner DJ, Stevenson WG, Tracy CM, Jacobs AK, Anderson JL, Albert N, Buller CE, Creager MA, et al: ACCF/AHA/HRS focused updates incorporated into the ACC/AHA/ESC 2006 guidelines for the management of patients with atrial fibrillation: a report of the American College of Cardiology Foundation/American Heart Association Task Force on practice guidelines. *Circulation* 2011, **2011**(123):e269-e367.
9. Elahi MM, Flatman S, Matata BM: Tracing the origins of postoperative atrial fibrillation: the concept of oxidative stress-mediated myocardial injury phenomenon. *Eur J Cardiovasc Prev Rehabil* 2008, **15**:735-741.
10. Ramlawi B, Otu H, Mieno S, Boodhwani M, Sodha NR, Clements RT, Bianchi C, Sellke FW: Oxidative stress and atrial fibrillation after cardiac surgery: a case-control study. *Ann Thorac Surg* 2007, **84**:1166-1172. discussion 1172-1163.
11. Sabol F, Jakubova M, Mitro P, Bomba A, Chmelarova A, Petrasova D, Stancak B, Nagy V, Torok P, Sebova A: Is there a relationship between inflammatory markers, oxidative stress and postoperative atrial fibrillation? *Vnitř Lek* 2012, **58**:730-734.
12. Ozaydin M, Peker O, Erdogan D, Kapan S, Turker Y, Varol E, Ozguner F, Dogan A, Ibrisim E: N-acetylcysteine for the prevention of postoperative atrial fibrillation: a prospective, randomized, placebo-controlled pilot study. *Eur Heart J* 2008, **29**:625-631.
13. Wang G, Bainbridge D, Martin J, Cheng D: N-acetylcysteine in cardiac surgery: do the benefits outweigh the risks? A meta-analytic reappraisal. *J Cardiothorac Vasc Anesth* 2011, **25**:268-275.
14. Gu WJ, Wu ZJ, Wang PF, Htet Aung LH, Yin RX: N-acetylcysteine supplementation for the prevention of atrial fibrillation after cardiac surgery: a meta-analysis of eight randomized controlled trials. *BMC Cardiovasc Disord* 2012, **12**:10.
15. Baker WL, Anglade MW, Baker EL, White CM, Kluger J, Coleman CI: Use of N-acetylcysteine to reduce post-cardiothoracic surgery complications: a meta-analysis. *Eur J Cardiothorac Surg* 2009, **35**:521-527.
16. Kazemi B, Akbarzadeh F, Safaei N, Yaghoubi A, Shadvar K, Ghasemi K: Prophylactic high-dose Oral-N-Acetylcysteine does not prevent atrial fibrillation after heart surgery: a prospective double blind placebo-controlled randomized clinical trial. *Pacing Clin Electrophysiol* 2013, **36**:1211-1219.
17. Jadad AR, Moore RA, Carroll D, Jenkinson C, Reynolds DJ, Gavaghan DJ, McQuay HJ: Assessing the quality of reports of randomized clinical trials: is blinding necessary? *Control Clin Trials* 1996, **17**:1-12.

18. Higgins JP, Thompson SG: Quantifying heterogeneity in a meta-analysis. *Stat Med* 2002, **21**:1539–1558.
19. Eren N, Cakir O, Oruc A, Kaya Z, Erdinc L: Effects of N-acetylcysteine on pulmonary function in patients undergoing coronary artery bypass surgery with cardiopulmonary bypass. *Perfusion* 2003, **18**:345–350.
20. Orhan G, Yapici N, Yuksel M, Sargin M, Senay S, Yalcin AS, Aykac Z, Aka SA: Effects of N-acetylcysteine on myocardial ischemia-reperfusion injury in bypass surgery. *Heart Vessels* 2006, **21**:42–47.
21. Ozaydin M, Icli A, Yucel H, Akcay S, Peker O, Erdogan D, Varol E, Dogan A, Okutan H: Metoprolol vs. carvedilol or carvedilol plus N-acetylcysteine on post-operative atrial fibrillation: a randomized, double-blind, placebo-controlled study. *Eur Heart J* 2013, **34**:597–604.
22. Peker O, Peker T, Erdogan D, Ozaydin M, Kapan S, Sutcu R, Ibrisim E: Effects of intravenous N-acetylcysteine on periprocedural myocardial injury after on-pump coronary artery by-pass grafting. *J Cardiovasc Surg (Torino)* 2008, **49**:527–531.
23. Wijesundera DN, Beattie WS, Rao V, Granton JT, Chan CT: N-acetylcysteine for preventing acute kidney injury in cardiac surgery patients with pre-existing moderate renal insufficiency. *Can J Anaesth* 2007, **54**:872–881.
24. El-Hamamsy I, Stevens LM, Carrier M, Pellerin M, Bouchard D, Demers P, Cartier R, Page P, Perrault LP: Effect of intravenous N-acetylcysteine on outcomes after coronary artery bypass surgery: a randomized, double-blind, placebo-controlled clinical trial. *J Thorac Cardiovasc Surg* 2007, **133**:7–12.
25. Haase M, Haase-Fielitz A, Bagshaw SM, Reade MC, Morgera S, Seevenayagam S, Matalanis G, Buxton B, Doolan L, Bellomo R: Phase II, randomized, controlled trial of high-dose N-acetylcysteine in high-risk cardiac surgery patients. *Crit Care Med* 2007, **35**:1324–1331.
26. Kim JC, Hong SW, Shim JK, Yoo KJ, Chun DH, Kwak YL: Effect of N-acetylcysteine on pulmonary function in patients undergoing off-pump coronary artery bypass surgery. *Acta Anaesthesiol Scand* 2011, **55**:452–459.
27. Cairns JA, Connolly S, McMurtry S, Stephenson M, Talajic M: Canadian Cardiovascular Society atrial fibrillation guidelines 2010: prevention of stroke and systemic thromboembolism in atrial fibrillation and flutter. *Can J Cardiol* 2011, **27**:74–90.
28. Chelazzi C, Villa G, De Gaudio AR: Postoperative atrial fibrillation. *ISRN Cardiol* 2011, **2011**:203179.
29. Liu T, Li G, Korantzopoulos P, Goudevenos JA: Statins and prevention of atrial fibrillation in patients with heart failure. *Int J Cardiol* 2009, **135**:e83–e84.
30. Grinberg L, Fibach E, Amer J, Atlas D: N-acetylcysteine amide, a novel cell-permeating thiol, restores cellular glutathione and protects human red blood cells from oxidative stress. *Free Radic Biol Med* 2005, **38**:136–145.
31. Carnes CA, Chung MK, Nakayama T, Nakayama H, Baliga RS, Piao S, Kanderian A, Pavia S, Hamlin RL, McCarthy PM, Bauer JA, Van Wagoner DR: Ascorbate attenuates atrial pacing-induced peroxynitrite formation and electrical remodeling and decreases the incidence of postoperative atrial fibrillation. *Circ Res* 2001, **89**:E32–E38.

doi:10.1186/1471-2261-14-52

Cite this article as: Liu et al.: Efficacy of N-acetylcysteine in preventing atrial fibrillation after cardiac surgery: a meta-analysis of published randomized controlled trials. *BMC Cardiovascular Disorders* 2014 **14**:52.

Submit your next manuscript to BioMed Central and take full advantage of:

- Convenient online submission
- Thorough peer review
- No space constraints or color figure charges
- Immediate publication on acceptance
- Inclusion in PubMed, CAS, Scopus and Google Scholar
- Research which is freely available for redistribution

Submit your manuscript at
www.biomedcentral.com/submit

