



RESEARCH

Open Access

Bioethanol production from rice straw by popping pretreatment

Seung Gon Wi¹, In Seong Choi², Kyoung Hyoun Kim³, Ho Myeong Kim³ and Hyeun-Jong Bae^{1,2,3*}

Abstract

Background: Rice straw has considerable potential as a raw material for bioethanol production. Popping pretreatment of rice straw prior to downstream enzymatic hydrolysis and fermentation was found to increase cellulose to glucose conversion efficiency. The aim of this study was to investigate the influence of popping pretreatment and determine the optimal enzyme loading using a surface response design.

Results: The optimal doses of cellulase and xylanase enzymes were 23 FPU and 62 IU/g biomass, respectively. Using the optimized enzyme condition and popping pretreatment of rice straw (15% substrate loading, w/v), a sugar recovery of 0.567 g/g biomass (glucose; 0.394 g/g) was obtained in 48 h, which was significantly higher than that from untreated rice straw (total sugar recovery; 0.270 g/g biomass). Fermentation of the hydrolyzates by *Saccharomyces cerevisiae* resulted in 0.172 g ethanol/g biomass after 24 h, equivalent to 80.9% of the maximum theoretical yield (based on the amount of glucose in raw material). Changes in the chemical composition and surface area of rice straw were also investigated before and after popping pretreatment. The results showed little or no difference in chemical composition between the pretreated rice straw and the control. However, the surface area of pretreated rice straw increased twofold compared to the control.

Conclusion: Popping pretreatment of rice straw can effectively improve downstream saccharification and fermentation, important for bioethanol production.

Keywords: Popping pretreatment, Rice straw, Bioethanol, Enzymatic hydrolysis, Fermentation

Background

Bioethanol is currently produced primarily from sugar and starch sourced from crops (first-generation biomass) such as sugar cane, wheat and corn, which have a high concentration of sugar [1,2]. However, because these crops are also important food sources bioethanol produced from them can have a significant impact on food prices and food security [2]. In contrast, lignocellulosic biomass, residues from wood or dedicated energy crops (second generation) is an attractive alternative because there is no competition with food and animal feed production, and these materials are also cheaper than first-generation biomass [3,4]. Additionally, the use of lignocellulosic materials as liquid fuels can aid in reducing greenhouse gas emissions [5-7].

Lignocellulosic biomass is the largest source of hexose and pentose sugars, which can be used for the production of bioethanol [8]. Unlike first-generation biomass, in second-generation lignocellulosic substrates cellulose in the cell wall is encased within hemicellulose and lignin matrix, and thus accessibility of cellulose is a major problem in bioethanol production from such sources. Thus, the cost of bio-fuel production is high due to intensive labor and increased processing steps. These economic and technical obstacles must be overcome for efficient and cost effective biological conversion of lignocellulosic biomass into biofuels.

Rice straw is an abundant lignocellulosic waste material in many parts of the world. Rice straw production amounts to approximately 731 million tons per year globally, with distribution in Africa (20.9 million tons), Asia (667.6 million tons), and Europe (3.9 million) [9]. Rice straw is one of the largest biomass feedstocks, and potentially 730 billion liters of bioethanol can be produced per year from the above quantity of available biomass. It is the largest amount

* Correspondence: baejh@chonnam.ac.kr

¹Bio-energy Research Center, Chonnam National University, Gwangju 500-757, Republic of Korea

²Department of Forest Products and Technology, Chonnam National University, Gwangju 500-757, Republic of Korea

Full list of author information is available at the end of the article

from a single biomass feedstock. Presently, high value utilization potential of this biomass remains largely untapped. Its accumulation in the soil deteriorates the ecosystem via disposal as a waste, and burning in the field air pollution thus which can affect human health [9].

Rice straw consists of cellulose, hemicellulose and lignin. Because cellulose is embedded in a lignin matrix, pretreatment of the lignocellulosic material is needed to enhance the accessibility of this substrate for the conversion of cellulose to glucose. There are a number of biological, physical and chemical technologies available for the pretreatment of lignocellulosic biomass, including use of enzymes, ball milling, steam explosion, acid, alkali, lime and wet oxidation. The slow action of biologically-based pretreatment processes [10], and high cost of ammonia fiber explosion and hot water pretreatment make the processes economically infeasible [11,12]. Therefore, the development of an efficient, cost-effective and environmentally friendly pretreatment method is important [13].

Recently, some new pretreatment technologies have attracted much attention, one of which is popping pretreatment [14-16]. This method is similar to water impregnated steam explosion method, which combines mechanical forces of the sudden explosion with chemical effects from hydrolysis in high temperature water and acetic acid formed from acetyl groups in the biomass. Unlike this method, however, the machine used to undertake popping pretreatment is a very simple system consisting of direct burner and rotary reactor without steam generator. This method offers key advantages over other processes, including significantly lower environmental impact and greater saccharification efficiency over similar methods used conventionally [14], with greater efficiency likely resulting from modification of the substrate that greatly enhances accessibility of desired cell wall components to enzymes. We examined the use of rice straw for ethanol production using the popping pretreatment method developed in our laboratory. Furthermore, the effect of pretreatment on rice straw was tested using downstream processing technologies. Although cellulose enzyme was the main focus of enzymatic saccharification in our study, xylanase was also included with a view to achieving fermentation also xylose with xylose specific yeast in future studies. Additionally, xylanase seemed to have worked synergistically with cellulase.

Results and discussion

Chemical composition

The neutral sugar content of rice straw was determined using GC. The composition of straw comprised pentose (24.0%) and hexose (43.7%) sugar, lignin (15.3%) and ash (11.0%) (Table 1). Glucose and xylose

were the predominant component sugars in control rice straw, comprising about 41 and 20% of total dry mass, respectively. A small amount of arabinose (3.3%) was present, indicating that the main side chain of the xylan backbone is arabinoxylan. After popping pretreatment, arabinose and xylose contents decreased (Table 1). There was little or no decrease in glucose and lignin contents. The formation of furfural and HMF, byproducts of carbohydrate degradation, was not observed.

Characterization of surface area

Generally, the Brunauer, Emmett and Teller (BET) equation is used to measure and compare the specific surface areas of a variety of porous materials. The BET surface areas of control and pretreated rice straw were measured by nitrogen adsorption isotherms using a BET surface-area analyzer. The BET surface areas of control and pretreated rice straw were 1.5433 m²/g and 2.9346 m²/g, respectively (Figure 1). This suggests that the decrease in xylose and arabinose contents (Table 1) that occurred after popping pretreatment resulted in nearly twofold increase in the surface area [17,18].

The morphology of rice straw was studied using FE-SEM (Additional file 1: Figure S1). The surface morphology of pretreated rice straw (Additional file 1: Figure S1d-f) differed markedly from that of control rice straw (Additional file 1: Figure S1a-c). Pretreated rice straw had a rough and porous surface with identifiable micropores (Additional file 1: Figure S1f). The rougher surface and a higher surface area resulting from the removal of hemicelluloses by the popping method enhanced enzymatic hydrolysis, as has generally been considered [17]. These results are consistent with those for rapeseed straw pretreated by the popping method [14].

Optimization of enzyme loading and saccharification

Enzymatic hydrolysis is a key step in the bioconversion of cellulose to ethanol, and the focus of our research was to improve the yield and rate of enzymatic hydrolysis. Xylanase is known to have a synergetic effect on cellulose hydrolysis by degrading heterogenous xylan polymer that surrounds cellulose microfibrils [14]. Indeed, the supplementation of non-cellulolytic enzymes such as xylanase, pectinase, feruloyl esterase has been known to enhance hydrolysis of lignocellulosic biomass [19]. This is the reason why we used the complex of cellulase and xylanase as a cocktail in this study. The optimization of the enzyme ratio affecting saccharification was carried out following the factorial design of experiments and response surface methodology with factors limited to enzyme loading. We chose the 40 FPU cellulase/g biomass as the upper limit, using central point as the median in the range, as there was no further increased in the hydrolysis yield and sugar content above

Table 1 Sugar and lignin compositions of rice straw, expressed as percentages of dry matter

	Pentose		Hexose				Total	Lignin		Ash
	Arabinose	Xylose	Rhamnose	Mannose	Galactose	Glucose		Acid insoluble	Acid soluble	
Control	3.3 ± 0.2	20.7 ± 0.2	0.3 ± 0.0	0.5 ± 0.2	1.2 ± 0.2	41.7 ± 2.2	67.8 ± 3.2	13.0 ± 0.2	2.3 ± 0.1	11.0 ± 0.5
Popping	1.8 ± 0.0**	19.3 ± 0.2**	0.4 ± 0.0	0.5 ± 0.0	0.9 ± 0.2	41.5 ± 3.6	64.5 ± 4.5	12.2 ± 0.7	2.1 ± 0.1	11.4 ± 0.1

***P* < 0.01.

this level of enzyme loading. However, the reason remained unclear. It maybe relates to enzyme absorption on substrates, but this is a speculation. Table 2 shows the experimental matrix for the statistical 2² factorial design. The effects and interaction of cellulase and xylanase were estimated using a test of statistical significance (Additional file 2: Table S1). *P* values > *F* less than 0.0500 indicate that model terms are significant. Cellulase loading was the most significant variable with a positive effect on enzymatic saccharification. Also, xylanase supplement appeared to enhance the increases in enzymatic hydrolysis yield. Experimental data were fitted to a quadratic model, and the following expression was obtained.

$$\text{Response} = 5.78 + 0.53 \cdot \text{cellulase} + 0.047 \cdot \text{xylanase} - 0.088 \cdot \text{cellulase} \cdot \text{xylanase} - 0.39 \cdot \text{cellulase}^2 - 0.14 \cdot \text{xylanase}^2.$$

The relationship between the response and enzymes is visualized by the response surface, while the contour plot gives information about the extent of influence of the parameters (Figure 2). The optimum cellulase to xylase ratio was determined by solving the regression equation; this gave values of 23 FPU cellulase and 62 IU xylanase/g DM. Model verification was performed in three additional trials using the optimized enzyme mixture and was compared to the value predicted by the model. The predicted reducing sugar value was 5.8 mg/mL (Conversion ratio, 86.9%) on the 1% DM loading; the experimental results (85.0 ± 1.6 mg/mL; 85.0%) on the 15%

DM loading were similar, indicating that the enzyme mixture validation results were satisfactory (Figure 3). Because enzymes are expensive it was considered that using 1% DM to determine the optimum ratio of enzymes would be a considerable saving on the cost.

Separate hydrolysis and fermentation (SHF)

To meet economical feasibility in ethanol processes from lignocellulose biomass, high titer of ethanol must be achieved. For 2nd generation bioethanol fermentation, a high solids loading of the pretreated feedstock close to 30% (w/w) is required to reach the ethanol concentration up to 5% (w/w). However, solid loading above 15% level may not result in greater cellulose conversion in enzymatic hydrolysis or in SSF process, owing to high viscosity and mass transfer [20]. Thus, enzymatic hydrolysis and fermentation experiments were carried out at 15% (w/v) solid loading. Enzymatic hydrolysis of popping-pretreated rice straw resulted in a 3.2 g/L h reducing sugar productivity during the first 24 h, and in a reducing sugar concentration of 85.0 g/L (glucose; 58.5 g/L) after 48 h; corresponding to an 87.2% overall glucose recovery (based on the glucose content in raw material) (Figure 3). In case of rice straw that had not been pretreated, productivity and the final concentration of reducing sugar were 1.3 g/L h and 40.4 g/L (glucose; 22.5 g/L), respectively. In our study, the ethanol concentration in popping pretreated rice straw reached 25.8 g/L,

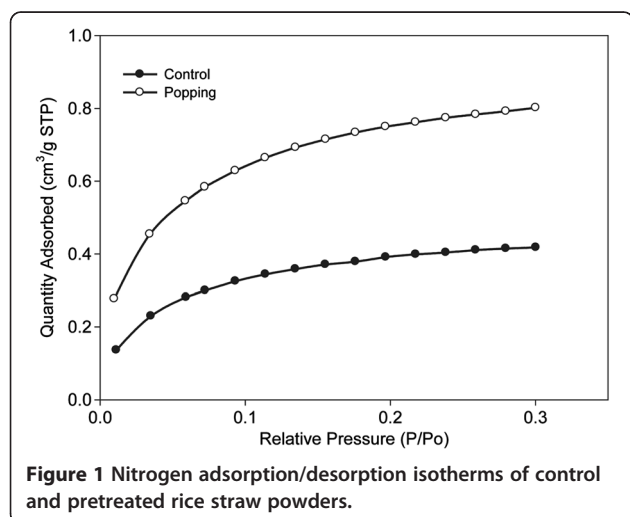
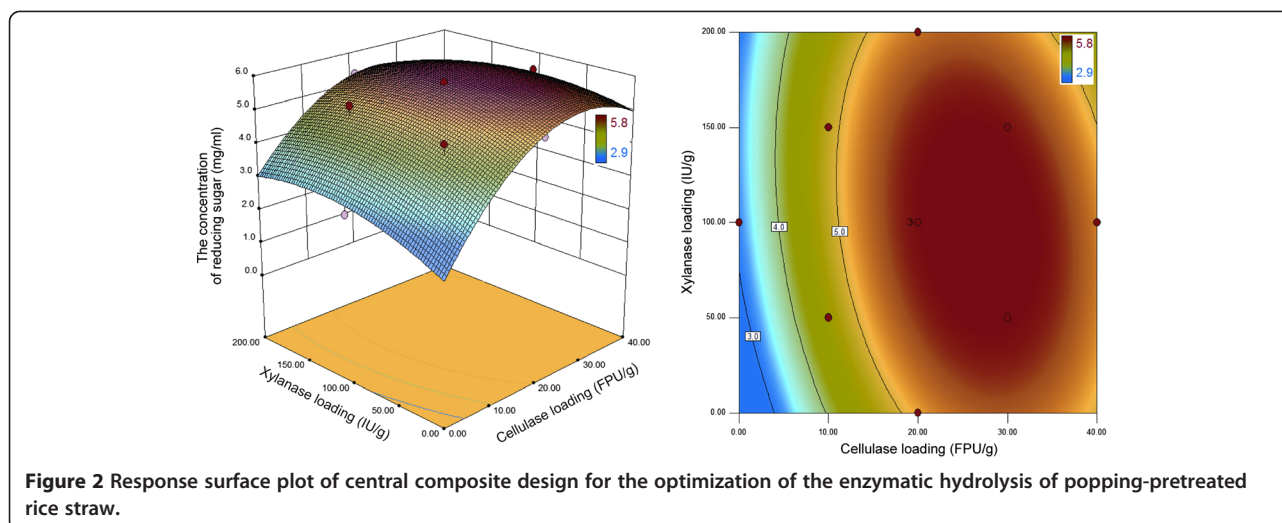


Figure 1 Nitrogen adsorption/desorption isotherms of control and pretreated rice straw powders.

Table 2 Experimental matrix for the factorial design and center points

Run	Coded values		Reducing sugar (mg/mL) Experimental
	<i>x</i> ₁	<i>x</i> ₂	
1	-1	1	5.132
2	1	-1	5.716
3	-1	-1	4.897
4	-2	0	2.902
5	0	2	5.309
6	0	-2	5.088
7	0	0	5.807
8	0	0	5.667
9	2	0	5.444
10	1	1	5.601
11	0	0	5.717

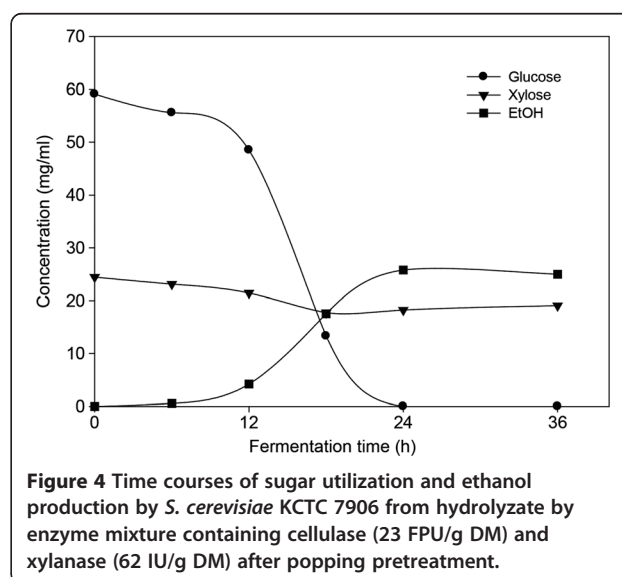
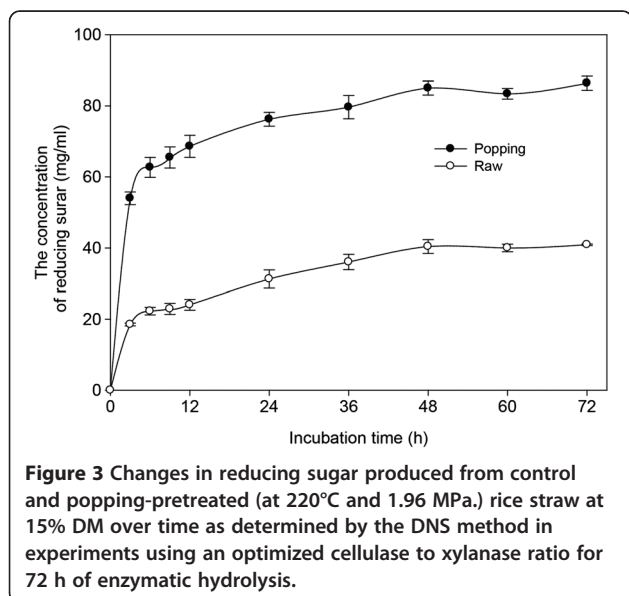


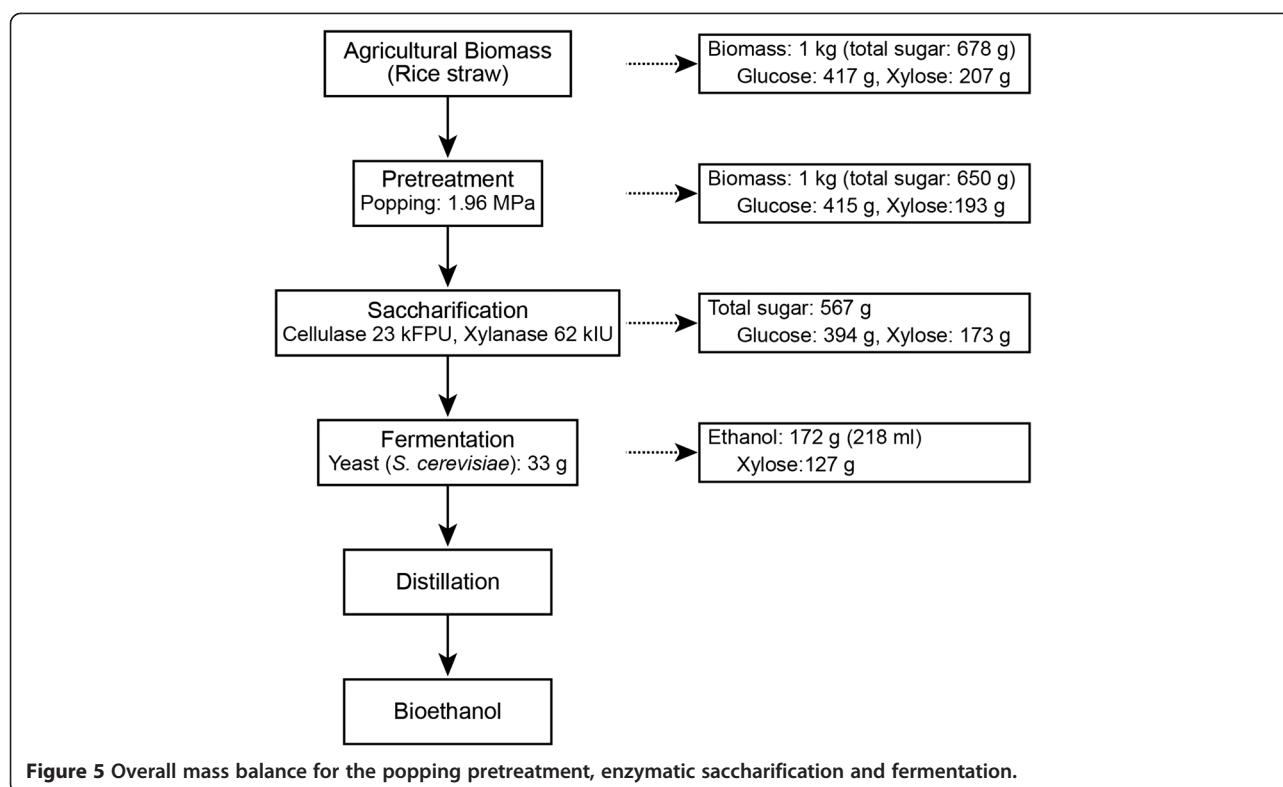
which was based on enzymatic hydrolysis assuming 85.6% fermentation yield within a 24 h period (0.44 g ethanol/g glucose) (Figure 4). The remaining xylose is a pentose sugar that cannot be digested by *S. cerevisiae* [21]. The ethanol yield in this study was ~0.44 g/g, which is in accordance with those reported previously [22-25]. However, the ethanol concentration achieved in this study was not higher than 40 g/L, which is required for feasible distillation. Therefore, in order to achieve higher concentration of ethanol attractive for industrial application, higher rice straw loading is necessary.

Mass balance

Using composition analyses after each step, we developed an overall mass balance for our operation, including the

popping pretreatment, enzymatic hydrolysis, and fermentation steps (Figure 5). Rice straw, after popping pretreatment, can be successfully converted to ethanol by the SHF process. After popping pretreatment, 2 g glucose and 14 g xylose/ 1 kg raw material were decreased. Total sugar after popping pretreatment recovered was 650 g, which is not too far off from the theoretical maximum of 678 g for 1 kg raw material. From the enzymatic hydrolysis step, 394 g of glucose and 173 g of xylose were obtained per 1 kg of pretreated rice straw, when 23 kFPU of cellulase and 62 kIU of xylanase per kg rice straw were used. Fermentation of the hydrolyzates by *Saccharomyces cerevisiae* resulted in 0.172 g ethanol/g biomass after 24 h, equivalent to 80.9% of the maximum theoretical yield (based on the amount of glucose in raw material). The xylose content was fairly high





after the popping pretreatment indicated that at the end of the SHF lower ethanol yield mainly resulted from inefficient utilization of xylose by yeast. Future work may also include fermentation of xylose with specific yeast such as *Pichia stipitis*.

Conclusion

Popping pretreatment of rice straw prior to downstream enzymatic hydrolysis and fermentation increased the efficiency of conversion of cellulose to glucose. The optimal cellulase and xylanase doses for popping pretreated rice straw at 220°C and 1.96 MPa were 23 FPU and 62 IU/g, respectively. Using the optimized enzyme condition and popping pretreatment (15% substrate loading, w/v), sugar recovery of 0.567 g/g biomass (glucose; 0.394 g/g biomass) was achieved in 48 h, which was significantly higher than that obtained from rice straw that had not been pretreated (total sugar recovery; 0.270 g/g biomass). Fermentation of the hydrolyzates with *S. cerevisiae* yielded 0.172 g ethanol/g untreated biomass after 24 h, equivalent to 80.9% of the theoretical yield based on the glucose content of raw material. There was little or no difference between the chemical composition of control and pretreated rice straw. However, the surface area of pretreated rice straw increased twofold over the control. The results obtained suggest that popping pretreatments brought about favorable changes to the substrate, such as increased surface area and larger pore volume, resulting from hemicellulose degradation, which

greatly enhanced enzymatic accessibility of the substrate, leading to more efficient hydrolysis of cellulose. Popping pretreatment of rice straw can effectively improve downstream saccharification and fermentation, important for bioethanol production.

Materials and Methods

Raw material and popping pretreatment

Rice straw harvested in 2011 was chopped into small pieces of ~2 cm in length with a cutter, ground with a wet-disc mill (particle size: 0.7 ± 0.2 cm) and then kept refrigerated until use. Popping pretreatment was performed in a laboratory-scale cast iron cylindrical reactor with a total volume of 3 L, as described in a previous work [14]. The reactor was filled with 400 g of disc-milled feedstock (moisture content 75%) per batch. That was directly heated with a gas burner at a rate of between 15 and 20°C/min and rapidly open the hatch at 220°C and 1.96 MPa. After popping, the material was recovered in a storage tank and the wet material was cooled to ambient temperature.

Chemical composition analysis

The ethanol-benzene soluble fraction was determined gravimetrically. Klason lignin, acid-soluble lignin and the ash of raw and pretreated rice straw were analyzed in accordance with TAPPI Standard Methods [26]. Analyses of structural sugars (glucose, xylose, arabinose, mannose, galactose and rhamnose) were conducted using a gas chromatograph [14].

Enzyme activity

The commercial enzymes used in this study were cellulase (Celluclast 1.5 L, Novozyme) and xylanase (X2753, Sigma). Filter paper unit activity of cellulase was measured in terms of FPU/mL [27]. One filter-paper unit (FPU) was defined as the amount of enzyme required to release 1 μ mole of glucose from filter paper per min. Xylanase activity was measured on the basis of xylose released from birch wood xylan as a substrate and was expressed in terms of international units (IU)/mL. One IU was defined as the amount of enzyme required to release 1 μ mole of xylose from birch wood xylan per min [28]. The activities of cellulase and xylanase were 79 FPU/mL and 592 IU/mL, respectively.

Optimization of enzyme mixture

Enzymatic saccharification was conducted at 1% DM (dry matter, w/v) initial substrate loading in a conical tube (50 mL). A sample of pretreated rice straw was soaked in 0.1% (w/v) yeast extract, 0.2% (w/v) peptone and 0.05 M citrate buffer (pH 4.8). Enzymatic hydrolysis was performed at 37°C (the optimal temperature for xylanase) with various enzyme concentrations (0, 10, 20, 30, and 40 FPU cellulase g^{-1} biomass and 0, 50, 100, 150, and 200 IU xylanase g^{-1} biomass) for 48 h. This hydrolytic reaction was followed by measurement of the carbohydrate levels in the hydrolyzates using a DNS assay [29]. Optimization of the cellulase to xylanase ratio was achieved using response-surface methods [30]. In this work, a central composite design was established to study the empirical relationship between the released sugar and enzyme mixtures, namely: x_1 , cellulase and x_2 , xylanase (Table 3). Table 3 shows the two variable replicate central composite designs used for fitting of the following quadratic model. Enzymatic conversion yield was calculated as the ratio of glucose released at 48 h divided by the glucose content in pretreated rice straw.

$$y = a + bx_1 + cx_2 + dx_1x_2 + ex_1^2 + fx_2^2$$

Separate hydrolysis and fermentation

Enzymatic saccharification was conducted in a 500 mL Erlenmeyer flask with a total working volume of 100 mL at a substrate concentration of 15% DM (w/v) with 0.1% (w/v) yeast extract, 0.2% (w/v) peptone, and 0.05 M citrate buffer

(pH 4.8). Reaction flasks were run in triplicate with an enzyme loading of 23 FPU cellulase and 62 IU xylanase/g biomass at 150 rpm for 48 h. The flasks were then stored at 4°C until required fermentation.

For the fermentation with *S. cerevisiae* KCTC 7906, 0.5 g of dry yeast was added as inoculum to 100 mL of hydrolyzates. Fermentation was carried out at 32°C for 48 h with agitation at 150 rpm. All experiments were performed in triplicate, and ethanol yield was calculated on the basis of total glucose content in the pretreated materials by dividing the quantity of ethanol produced by the total amount of glucose.

High-performance liquid chromatography (HPLC) analysis for liquid phase

During enzymatic hydrolysis and fermentation sugars (glucose and xylose) and ethanol were monitored using HPLC equipped with a refractive index detector (YoungLin Instruments, Anyang, Korea). A Rezex ROA organic acid column (Phenomenex, Torrance, CA) was used for compound identification (300 \times 7.8 mm). The temperatures of the column and detector were maintained at 65 and 40°C, respectively, and 5 mM sulfuric acid was added to the mobile phase at a flow rate of 0.6 mL per min.

Structural characterizations

The surface morphologies of the samples were examined using field-emission scanning electron microscopy (FE-SEM) with a JSM-7500 F (Jeol, Japan) instrument operating at a beam voltage of 3 kV. Prior to observation, each sample was dehydrated with a graded ethanol series and freeze-dried. The external surface of the sample was then sputter-coated with osmium using a sputter-coater.

Surface area measurement using a BET

The pore structures of rice straw and its popping pretreated materials were measured using BET nitrogen adsorption-desorption isotherms at -196°C in a surface-area analyzer (ASAP 2020, Micromeritics Co., USA). Prior to determination, the sample (~0.7 g) was degassed for 1.5 h at 110°C under vacuum (5 mmHg) to remove moisture and any other contaminants. The total pore volume was assessed by converting the amount of nitrogen gas adsorbed to the volume (cm^3/g at STP) of liquid adsorbate, using a single point adsorption (at a relative pressure *circa* 0.99).

Table 3 Experimental domain and level distribution used for enzyme ratio optimization

Variables	Coded level	Level				
		-2	-1	0	+1	+2
Cellulase (FPU/g biomass)	x_1	0	10	20	30	40
Xylanase (IU/g biomass)	x_2	0	50	100	150	200

Additional files

Additional file 1: Figure S1. FE-SEM photographs of rice straw powders showing the morphology of surface before (a-c) and after popping pretreatment (d-f). Note an increased in micropores (arrows) after popping pretreatment.

Additional file 2: Table S1. ANOVA of the adjusted model of the response to enzymatic hydrolysis of pretreated rice straw.

Abbreviations

BET: Brunauer Emmett and Teller; GC: Gas chromatography; DM: Dry matter; FE-SEM: Field emission scanning electron microscopy; FPU: Filter-paper unit; HPLC: high performance liquid chromatography; IU: International unit; *S. cerevisiae*: *Saccharomyces cerevisiae*; SHF: Separate hydrolysis and fermentation.

Competing interests

The authors declare that they have no competing interests.

Authors' contributions

SGW performed the lab-scale pretreatment, enzymatic hydrolysis, chemical composition analyses including the HPLC and GC, and drafted the manuscript. ISC, KHK and HMK carried out the ethanol fermentation and the determination of ethanol content and help to draft the manuscript. HJB coordinated the study, contributed to the analysis of the results and in the improvement of the manuscript. All authors read and approved the final manuscript.

Acknowledgements

This work was supported by Priority Research Centers Program (2010-0020141) through the National Research Foundation of Korea (NRF) funded by the Ministry of Education, Science and Technology, and by a grant (S2113131L010120) from Forest Science & Technology Projects, Forest Service, Republic of Korea.

Author details

¹Bio-energy Research Center, Chonnam National University, Gwangju 500-757, Republic of Korea. ²Department of Forest Products and Technology, Chonnam National University, Gwangju 500-757, Republic of Korea. ³Department of Bioenergy Science and Technology, Chonnam National University, Gwangju 500-757, Republic of Korea.

Received: 29 May 2013 Accepted: 24 September 2013

Published: 29 November 2013

References

- Kim S, Dale BE: **Global potential bioethanol from wasted crops and crop residues.** *Biomass Bioenergy* 2004, **26**:361–375.
- Naik SN, Goud WV, Rout PK, Dalai AK: **Production of first and second generation biofuels: a comprehensive review.** *Renew Sust Energy Rev* 2010, **14**:578–597.
- Sarkar N, Ghosh SK, Bannerjee S, Aikat K: **Bioethanol production from agricultural wastes: an overview.** *Renew Energy* 2012, **37**:19–27.
- McAloon A, Taylor F, Yee W, Ibsen K, Wooley R: **Determining the cost of producing ethanol from corn starch and lignocellulosic feedstocks.** NREL/TP-580-28893. Golden, CO (USA): National Renewable Energy Laboratory; 2000.
- Cherubini F, Ulgiati S: **Crop residues as raw materials for biorefinery systems – A LCA case study.** *Appl Energy* 2010, **87**:47–57.
- Galbe M, Zacchi G: **A review of the production of ethanol from softwood.** *Appl Microbiol Biotechnol* 2002, **59**:618–628.
- Wyman CE, Hinman ND: **Ethanol - Fundamentals of production from renewable feedstocks and use a transportation fuel.** *Appl Biochem Biotechnol* 1990, **24/25**:735–753.
- Balat M, Balat H, Öz C: **Progress in bioethanol processing.** *Prog Energy Combust Sci* 2008, **4**:551–573.
- Binod P, Sindhu R, Singhania RR, Vikram S, Devi L, Nagalakshmi S, Kurien N, Sukumaran RK, Pandey A: **Bioethanol production from rice straw: an overview.** *Bioresour Technol* 2010, **101**:4767–4774.
- Hu G, Heitmann JA, Rojas OJ: **Feedstock pretreatment strategies.** *BioResources* 2008, **3**:270–294.
- Mosier N, Wyman H, Dale B, Elander R, Lee YY, Holtzapple M, Ladisch M: **Features of promising technologies for pretreatment of lignocellulosic biomass.** *Bioresour Technol* 2005, **96**:673–686.
- Alvira P, Tomás-Pejó E, Ballesteros M, Negro MJ: **Pretreatment technologies for an efficient bioethanol production process based on enzymatic hydrolysis: A review.** *Bioresour Technol* 2010, **101**:4851–4861.
- Li Q, He YC, Xian M, Jun G, Xu X, Yang JM, Li LZ: **Improving enzymatic hydrolysis of wheat straw using ionic liquid 1-ethyl-3-methyl imidazolium diethyl phosphate pretreatment.** *Bioresour Technol* 2009, **100**:3570–3575.
- Wi SG, Chung BY, Lee YG, Yang DJ, Bae H-J: **Enhanced enzymatic hydrolysis of rapeseed straw by popping pretreatment for bioethanol production.** *Bioresour Technol* 2011, **102**:5788–5793.
- Choi IS, Kim J-H, Wi SG, Kim KH, Bae H-J: **Bioethanol production from mandarin (*Citrus unshiu*) peel waste using popping pretreatment.** *Appl Energy* 2012, **102**:204–210.
- Choi IS, Wi SG, Kim S-B, Bae H-J: **Conversion of coffee residue waste into bioethanol with using popping pretreatment.** *Bioresour Technol* 2012, **125**:132–137.
- Lv S, Yu Q, Zhuang X, Yuan Z, Wang W, Wang Q, Qi W, Tan X: **The Influence of hemicellulose and lignin removal on the enzymatic digestibility from sugarcane bagasse.** *Bioenerg Res* 2013. DOI 10.1007/s12155-013-9297-4.
- Zhao X, Cheng K, Liu D: **Organosolv pretreatment of lignocellulosic biomass for enzymatic hydrolysis.** *Appl Microbiol Biotechnol* 2009, **82**:815–827.
- Tabka MG, Herpoel-Gimbert I, Monod F, Asther M, Sigoillot JC: **Enzymatic saccharification of wheat straw for bioethanol production by a combined cellulase xylanase and feruloyl esterase treatment.** *Enzyme Microb Tech* 2006, **39**:897–902.
- Romaní A, Garrote G, Parajó JC: **Bioethanol production from autohydrolyzed *Eucalyptus globulus* by Simultaneous Saccharification and Fermentation operating at high solids loading.** *Fuel* 2012, **94**:305–312.
- Palmqvist E, Hahn-Hägerdal B: **Fermentation of lignocellulosic hydrolysates. I: inhibition and detoxification.** *Bioresour Technol* 2000, **74**:17–24.
- Abedinifar S, Karimi K, Khanahmadi M, Taherzadeh MJ: **Ethanol production by *Mucor indicus* and *Rhizopus oryzae* from rice straw by separate hydrolysis and fermentation.** *Bioresour Technol* 2009, **33**:828–833.
- Chen W-H, Lin T-S, Guo G-L, Huang W-S: **Ethanol production from rice straw hydrolysates by *Pichia stipitis*.** *Energy Procedia* 2012, **14**:1261–1266.
- Karimi K, Emtiazi G, Taherzadeh MJ: **Ethanol production from dilute-acid pretreated rice straw by simultaneous saccharification and fermentation with *Mucor indicus*, *Rhizopus oryzae*, and *Saccharomyces cerevisiae*.** *Enzyme Microbiol Technol* 2006, **40**:138–144.
- Ko JK, Bak JS, Jung MW, Lee HJ, Choi IG, Kim TH, et al: **Ethanol production from rice straw using optimized aqueous-ammonia soaking pretreatment and simultaneous saccharification and fermentation processes.** *Bioresour Technol* 2009, **100**:4374–4380.
- TAPPI Committee: *TAPPI test methods.* Atlanta, GA (USA): TAPPI Press; 1992.
- Adney B, Baker J: *Measurement of cellulase activities.* NREL/TP-510-42628. Golden, CO (USA): National Renewable Energy Laboratory; 2008.
- Teixeira RSS, Siqueira FG, Souza MVD, Filho EXF, Bon EPDS: **Purification and characterization studies of a thermostable β -xylanase from *Aspergillus awamori*.** *J Ind Microbiol Biotechnol* 2010, **37**:1041–1051.
- Miller GL: **Use of dinitrosalicylic acid reagent for determination of reducing sugar.** *Anal Chem* 1959, **13**:426–428.
- Box GEP, Wilson KG: **On the experimental attainment of optimum conditions.** *J R Stat Soc Ser B-Stat Methodol* 1951, **13**:1–45.

doi:10.1186/1754-6834-6-166

Cite this article as: Wi et al.: Bioethanol production from rice straw by popping pretreatment. *Biotechnology for Biofuels* 2013 **6**:166.

Submit your next manuscript to BioMed Central and take full advantage of:

- Convenient online submission
- Thorough peer review
- No space constraints or color figure charges
- Immediate publication on acceptance
- Inclusion in PubMed, CAS, Scopus and Google Scholar
- Research which is freely available for redistribution

Submit your manuscript at
www.biomedcentral.com/submit

