

RESEARCH

Open Access

Clinical and economic consequences of hospital-acquired resistant and multidrug-resistant *Pseudomonas aeruginosa* infections: a systematic review and meta-analysis

Dilip Nathwani¹, Gowri Raman², Katherine Sulham³, Meghan Gavaghan^{3*} and Vandana Menon⁴

Abstract

Background: Increasing rates of resistant and multidrug-resistant (MDR) *P. aeruginosa* in hospitalized patients constitute a major public health threat. We present a systematic review of the clinical and economic impact of this resistant pathogen.

Methods: Studies indexed in MEDLINE and Cochrane databases between January 2000-February 2013, and reported all-cause mortality, length of stay, hospital costs, readmission, or recurrence in at least 20 hospitalized patients with laboratory confirmed resistant *P. aeruginosa* infection were included. We accepted individual study definitions of MDR, and assessed study methodological quality.

Results: The most common definition of MDR was resistance to more than one agent in three or more categories of antibiotics. Twenty-three studies (7,881 patients with susceptible *P. aeruginosa*, 1,653 with resistant *P. aeruginosa*, 559 with MDR *P. aeruginosa*, 387 non-infected patients without *P. aeruginosa*) were analyzed. A random effects model meta-analysis was feasible for the endpoint of all-cause in-hospital mortality. All-cause mortality was 34% (95% confidence interval (CI) 27% – 41%) in patients with any resistant *P. aeruginosa* compared to 22% (95% CI 14% – 29%) with susceptible *P. aeruginosa*. The meta-analysis demonstrated a > 2-fold increased risk of mortality with MDR *P. aeruginosa* (relative risk (RR) 2.34, 95% CI 1.53 – 3.57) and a 24% increased risk with resistant *P. aeruginosa* (RR 1.24, 95% CI 1.11 – 1.38), compared to susceptible *P. aeruginosa*. An adjusted meta-analysis of data from seven studies demonstrated a statistically non-significant increased risk of mortality in patients with any resistant *P. aeruginosa* (adjusted RR 1.24, 95% CI 0.98 – 1.57). All three studies that reported infection-related mortality found a statistically significantly increased risk in patients with MDR *P. aeruginosa* compared to those with susceptible *P. aeruginosa*. Across studies, hospital length of stay (LOS) was higher in patients with resistant and MDR *P. aeruginosa* infections, compared to susceptible *P. aeruginosa* and control patients. Limitations included heterogeneity in MDR definition, restriction to nosocomial infections, and potential confounding in analyses.

Conclusions: Hospitalized patients with resistant and MDR *P. aeruginosa* infections appear to have increased all-cause mortality and LOS. The negative clinical and economic impact of these pathogens warrants in-depth evaluation of optimal infection prevention and stewardship strategies.

Keywords: *Pseudomonas aeruginosa*, Resistance, All-cause mortality

* Correspondence: meghan.gavaghan@gfk.com

³GfK Market Access, LLC, 21 Cochrane Rd, Wayland, MA 01778, USA

Full list of author information is available at the end of the article

Background

Pseudomonas aeruginosa is a frequent causative pathogen in healthcare associated infections [1]. *P. aeruginosa* is the most common Gram-negative pathogen causing nosocomial pneumonia in the United States, and it is frequently implicated in hospital-acquired urinary tract and bloodstream infections [2-4]. In a point prevalence study conducted in Western European ICUs, *P. aeruginosa* was one of the most common organisms, constituting nearly a third (29%) of all Gram-negative isolates, and was present in 17% of all positive cultures [5]. The Infectious Disease Society of America includes *P. aeruginosa* in its list of 'ESKAPE' pathogens that pose the greatest public health threat due to a combination of increasing prevalence and ineffectiveness of existing antibacterial agents [6].

Rates of antibiotic resistant Gram-negative infections continue to rise worldwide, and effective therapeutic options against these infections are severely limited [7-9]. Each year in Europe, approximately 400,000 patients with hospital-acquired infections present with a resistant strain [10]. Resistance is a particular problem with *P. aeruginosa*, because of the low permeability of its cell wall [11,12] and its ability to acquire and express multiple resistance mechanisms

including porin deletions and overexpression of efflux pumps [13-17].

While the prevalence of *P. aeruginosa* in the last two decades has remained stable, the prevalence of resistant strains has increased dramatically (Table 1) [18-26]. Resistant *P. aeruginosa* infections are associated with high mortality, morbidity, and increased resource utilization and costs [27-33]. Further, the acquisition of resistance during anti-pseudomonal therapy among initially susceptible isolates and the emergence of MDR isolates make treatment even more challenging [34]. The high prevalence of resistance and resultant limited treatment options leads to inappropriate empiric therapy [24,35], which is associated with poor clinical and economic outcomes [36-42].

Several studies have examined the impact of resistant Gram-negative bacilli generally and MDR *P. aeruginosa* specifically, but there has not been an in-depth, comparative analysis of the contemporary literature reporting on mortality, morbidity and costs associated with resistant versus susceptible infection. This report is a systematic review of the clinical and economic consequences of resistant and MDR *P. aeruginosa* compared to susceptible *P. aeruginosa* and control patients without *P. aeruginosa* infections. We

Table 1 Summary of data on rates of resistant *Pseudomonas aeruginosa*

Author (Year)	Country	Setting	Rates of resistance	Ref.
NNIS (2004)	USA	ICU	Imipenem resistance = 15% Quinolone resistance = 9% 3rd-generation cephalosporin resistance = 20%	[18]
Obritsch et al. (2004)	USA	ICU	MDR <i>P. aeruginosa</i> (defined as resistance to at least three of the following four drugs: imipenem, ceftazidime, ciprofloxacin, and tobramycin) increased from 4% in 1993 to 14% in 2002	[19]
Morrow et al. (2013)	USA	Tertiary	Doripenem resistance = 11.4% Imipenem resistance = 21.9% Meropenem resistance = 15.4% Levofloxacin resistance = 26.0% Ceftazidime resistance = 15.2% Tobramycin resistance = 10.1% Piperacillin / tazobactam resistance = 14.7%	[20]
Souli et al. (2008), European Center for Disease Prevention and Control (2013)	Europe	Tertiary	Carbapenem resistance = > 25%	[21,22]
De Francesco et al. (2013)	Italy	Tertiary	MDR <i>P. aeruginosa</i> (defined as resistance to 5 commonly prescribed antibiotics) increased from 2.1% in 2007 to 4.1% in 2010	[23]
Joo et al. (2011)	Korea	Tertiary	Ceftazidime resistance = 37% Piperacillin resistance = 22% Imipenem resistance = 23% Fluoroquinolone resistance = 24% Aminoglycoside resistance = 18%	[24]
Gales et al. (2001)	South America	Tertiary	MDR resistance = 8.2%	[25]
Raja et al. (2001)	Malaysia	Tertiary	MDR resistance = 6.9%	[26]

Table 2 Description of studies included in systematic review

Study (Year)	Study Design	Setting/ location	Source of Infection	Definition of Resistance / Controls	Study Population	Patients (n)	Ref.
Akhabue et al. (2011)	Retrospective Observational	Tertiary; USA	Genitourinary, respiratory wound, blood, tissue	Culture positive results for cefepime susceptible or resistant <i>P. aeruginosa</i>	Cefepime resistant <i>P. aeruginosa</i> Susceptible <i>P. aeruginosa</i>	213 2316	[61]
Brooklyn Antibiotic Resistance Task Force (2002)	Retrospective Observational	Tertiary; USA	Genitourinary, respiratory, wound	Culture positive results for carbapenem susceptible or resistant <i>P. aeruginosa</i>	Susceptible <i>P. aeruginosa</i> Resistant <i>P. aeruginosa</i>	10 10	[60]
Cao et al. (2004)	Retrospective Observational	Tertiary; China	Genitourinary, respiratory wound, blood, tissue	Culture positive results for susceptible or MDR <i>P. aeruginosa</i> (when the absence of susceptibility to three or more antibiotics: ceftazidime, cefepime, piperacillin, ciprofloxacin, gentamicin, and imipenem or meropenem)	MDR <i>P. aeruginosa</i> Susceptible <i>P. aeruginosa</i>	44 68	[57]
Eagye et al. (2009)	Retrospective Observational	Tertiary; USA	Genitourinary, respiratory, wound	Culture positive results for meropenem susceptible or resistant <i>P. aeruginosa</i> ; control patients were located in the same unit and on the same day as cases and without 105 DRG codes related to infection	Meropenem resistant <i>P. aeruginosa</i> Susceptible <i>P. aeruginosa</i> Control	58 125 57	[53]
Evans et al. (2007)	Retrospective Observational	Tertiary; USA	Genitourinary, respiratory, wound	Culture positive results for susceptible or resistant <i>P. aeruginosa</i> ; resistance defined as resistance to all the drugs in one or more of the following antibiotic classes: aminoglycosides, cephalosporins, carbapenems, and fluoroquinolones.	Susceptible <i>P. aeruginosa</i> Resistant <i>P. aeruginosa</i>	73 47	[71]
Furtado et al. (2009)	Retrospective Observational	ICU; Brazil	Genitourinary, respiratory, wound	Culture positive results for imipenem susceptible or resistant <i>P. aeruginosa</i> ; control patients were hospitalized in the same ICU unit as the case participants and matched by time (within a 30-day interval), age (within a 10-year interval), and time at risk (control patients were imipenem susceptible)	Imipenem resistant <i>P. aeruginosa</i> Control	63 182	[62]
Furtado et al. (2011)	Prospective Observational	Tertiary; Brazil	Respiratory	Culture positive results for imipenem susceptible or resistant <i>P. aeruginosa</i> ; Isolates were screened for the presence of metallo- β -lactamases by using multiplex PCR.	São Paulo Metallo- β -lactamase (SPM-1) producing imipenem resistant <i>P. aeruginosa</i> Non-SPM-1-producing susceptible <i>P. aeruginosa</i>	5 24	[68]
Gasink et al. (2006)	Retrospective Observational	Tertiary; USA	Respiratory, wound	Culture positive results for fluoroquinolone susceptible or resistant <i>P. aeruginosa</i>	Fluoroquinolone resistant <i>P. aeruginosa</i> Susceptible <i>P. aeruginosa</i>	320 527	[64]
Hirakata et al. (2003)	Retrospective Observational	Tertiary; Japan	Genitourinary, respiratory, wound	Culture positive results for <i>bla</i> _{IMP} -positive or negative <i>P. aeruginosa</i> ; control subjects selected at random from among inpatients; control subjects samples were <i>bla</i> _{IMP} -negative <i>P. aeruginosa</i>	<i>bla</i> _{IMP} -positive <i>P. aeruginosa</i> <i>bla</i> _{IMP} -negative <i>P. aeruginosa</i>	69 247	[69]
Kaminski et al. (2011)	Nested case cohort	ICU; France	Respiratory	Culture positive results for Ureido/carboxypenicillin susceptible or resistant <i>P. aeruginosa</i>	Ureido/carboxypenicillin-resistant <i>P. aeruginosa</i> Susceptible <i>P. aeruginosa</i>	70 153	[66]
Lambert et al. (2011)	Prospective Observational	ICU; EU	Respiratory	Susceptibility testing in different centers was done according to local policies	Ceftazidime resistant <i>P. aeruginosa</i> Susceptible <i>P. aeruginosa</i>	366 1266	[31]

Table 2 Description of studies included in systematic review (Continued)

Lautenbach et al. (2010)	Retrospective Observational	Tertiary; USA	Genitourinary, respiratory wound, blood, tissue	Culture positive results for imipenem susceptible or resistant <i>P. aeruginosa</i>	Imipenem resistant <i>P. aeruginosa</i> Susceptible <i>P. aeruginosa</i>	253 2289	[63]
Montero et al. (2009)	Retrospective Observational	Tertiary; Spain	Respiratory	Culture positive results for <i>P. aeruginosa</i> ; MDR when the absence of susceptibility to three or more antibiotic families (betalactams, quinolones, carbapenems, and aminoglycosides); control patients also had nosocomial infection (20% with <i>P. aeruginosa</i>), but were not multidrug-resistant	MDR <i>P. aeruginosa</i> Control	50 50	[58]
Morales et al. (2012)	Retrospective Observational	Tertiary; Spain	Genitourinary, respiratory, wound	Culture positive results for susceptible or resistant <i>P. aeruginosa</i> ; MDR when strains were resistant to carbapenems, β -lactams, quinolones, tobramycin, and gentamicin	MDR <i>P. aeruginosa</i> Resistant <i>P. aeruginosa</i> Susceptible <i>P. aeruginosa</i>	134 119 149	[49]
Paramythiotou et al. (2004)	Retrospective Observational (matched)	ICU; France	Genitourinary, respiratory, wound	Culture positive results for susceptible or resistant <i>P. aeruginosa</i> ; MDR were resistant to piperacillin, ceftazidime, imipenem, and ciprofloxacin; control patient was hospitalized in the same ICU as the corresponding case participant during the study period but whose microbiological cultures for <i>P. aeruginosa</i> showed no growth at any time during their ICU stay. Controls matched to cases for length of ICU stay.	MDR <i>P. aeruginosa</i> Control	37 34	[54]
Peña et al. (2013)	Retrospective Observational	Tertiary; Spain	Respiratory	MDR defined as strains non-susceptible to ≥ 1 agent in ≥ 3 anti-pseudomonal antimicrobial categories (carbapenems, β -lactams, quinolones, tobramycin, and gentamicin)	MDR <i>P. aeruginosa</i> Susceptible <i>P. aeruginosa</i>	27 56	[56]
Scheetz et al. (2006)	Retrospective Observational	Tertiary; USA	Blood	Culture positive results for fluoroquinolone susceptible or resistant <i>P. aeruginosa</i>	Fluoroquinolone resistant <i>P. aeruginosa</i> Fluoroquinolone susceptible <i>P. aeruginosa</i>	79 136	[65]
Söderström et al. (2009)	Retrospective Observational (matched)	Tertiary; Finland	Wound	Culture positive results for resistant <i>P. aeruginosa</i> to ciprofloxacin, tobramycin, and a combination of piperacillin and tazobactam; A control participant with negative MDR <i>P. aeruginosa</i> culture was matched to each study participant (a drug-sensitive strain of <i>P. aeruginosa</i> was cultured from 31 control participants (48%))	MDR <i>P. aeruginosa</i> Control	64 64	[59]
Tam et al. (2009)	Retrospective Observational	Tertiary; USA	Blood	Culture positive results for AmpC++ by ceftazidime susceptibility with and without clavulanic acid	AmpC++ <i>P. aeruginosa</i> Wild-type <i>P. aeruginosa</i>	21 33	[72]
Tam et al. (2010)	Retrospective Observational	Tertiary; USA	Blood	MDR was defined as culture positive results for resistance to three or more of the following four classes of agents: antipseudomonal carbapenems, antipseudomonal β -lactams (penicillins and cephalosporins), aminoglycosides, and fluoroquinolones	MDR <i>P. aeruginosa</i> Susceptible <i>P. aeruginosa</i>	25 84	[13]
Trouillet et al. (2002)	Prospective Observational	ICU; France	Respiratory	Culture positive results for piperacillin susceptible or resistant <i>P. aeruginosa</i>	Piperacillin resistant <i>P. aeruginosa</i> Piperacillin susceptible <i>P. aeruginosa</i>	34 101	[67]

Table 2 Description of studies included in systematic review (Continued)

Tumbarello <i>et al.</i> (2013)	Retrospective Observational	ICU; Italy	Respiratory	Culture positive results for piperacillin susceptible or resistant <i>P. aeruginosa</i> ; MDR if in vitro resistance to >1 antipseudomonal agent in 3 or more of the following categories: β -lactam/ β -lactamase inhibitors, cephalosporins, carbapenems, quinolones and aminoglycosides	MDR <i>P. aeruginosa</i>	42	[55]
					Non-MDR <i>P. aeruginosa</i>	68	
Zavascki <i>et al.</i> (2006)	Prospective Observational	Tertiary; Brazil	Blood, genitourinary, respiratory, wound	Culture positive results for metallo- β -lactamase (MBL) –carrying versus non-MBL- carrying <i>P. aeruginosa</i>	MBL-carrying <i>P. aeruginosa</i>	86	[70]
					Non-MBL-carrying <i>P. aeruginosa</i>	212	

also conducted a meta-analysis of all-cause mortality to quantify the impact of resistant and MDR *P. aeruginosa* on this clinical outcome.

Methods

The authors followed standard systematic review methods [43]. A systematic search was conducted in the Cochrane Library and MEDLINE. In addition, the authors manually reviewed citations from retrieved articles to ensure inclusion of all relevant literature. Appendix 1 lists the initial search strategy terms related to the pathogen (*P. aeruginosa*), mode of infection (nosocomial, hospital-acquired, healthcare-acquired, hospital-associated, healthcare-associated, and ventilator-associated), and outcomes (resource utilization including length of stay, antibiotic use/duration, procedures, inpatient costs, readmission, recurrence, and death).

Study inclusion criteria included: article published in English language; publication date between January 1, 2000 and February 28, 2013; sample size of at least 20 patients; and adult hospitalized population. Articles published before 2000 were not included to ensure that the analysis focused on contemporary literature that reflects current infection rates, resistance patterns, and clinical practice guidelines. Exclusion criteria were applied to identify special patient population subsets in which study results would not provide data applicable to the general population. Studies were not limited by the source of infection, and all infection types were included as long as resistance was present (see Table 2 for a summary of sources of infection).

Unpublished gray literature was not included and no authors were directly contacted for unpublished data.

Two researchers with training in evidence-based methods extracted relevant data for analysis. The extracted data included study design; participant characteristics; follow-up period; method of assessing resistant *P. aeruginosa*; association between resistance status and outcome; potential confounding variables adjusted for; method of ascertaining outcome; and statistical analyses. A web-based, automated data platform (Doctor Evidence, Santa Monica, CA) further cross-calculated the data to identify any numerical discrepancies (i.e., mismatches of sub-data to main population data, data reported in percentiles conflicting with unit data and vice versa). A third evidence-based review produced the final digital data repository. The web-based platform assessed identified studies for inclusion. Meta-analysis was conducted using the random effects method of weighting data for pooling [44]. The results are reported as summary relative risk (RR).

We considered the following outcomes for inclusion in a meta-analysis: all-cause mortality in hospital, length of stay (hospital and ICU), hospital costs or charges, microbiological infection clearance and readmissions. The random effects meta-analyses assessed any potential differential impact of resistant and MDR pathogens on the outcomes of interest using unadjusted and adjusted data, when available. All presented p-values were obtained from analysis within included studies. The Cochrane Q Chi-square test was used to test for heterogeneity of results across studies and quantified with I^2 [45]. In addition, we

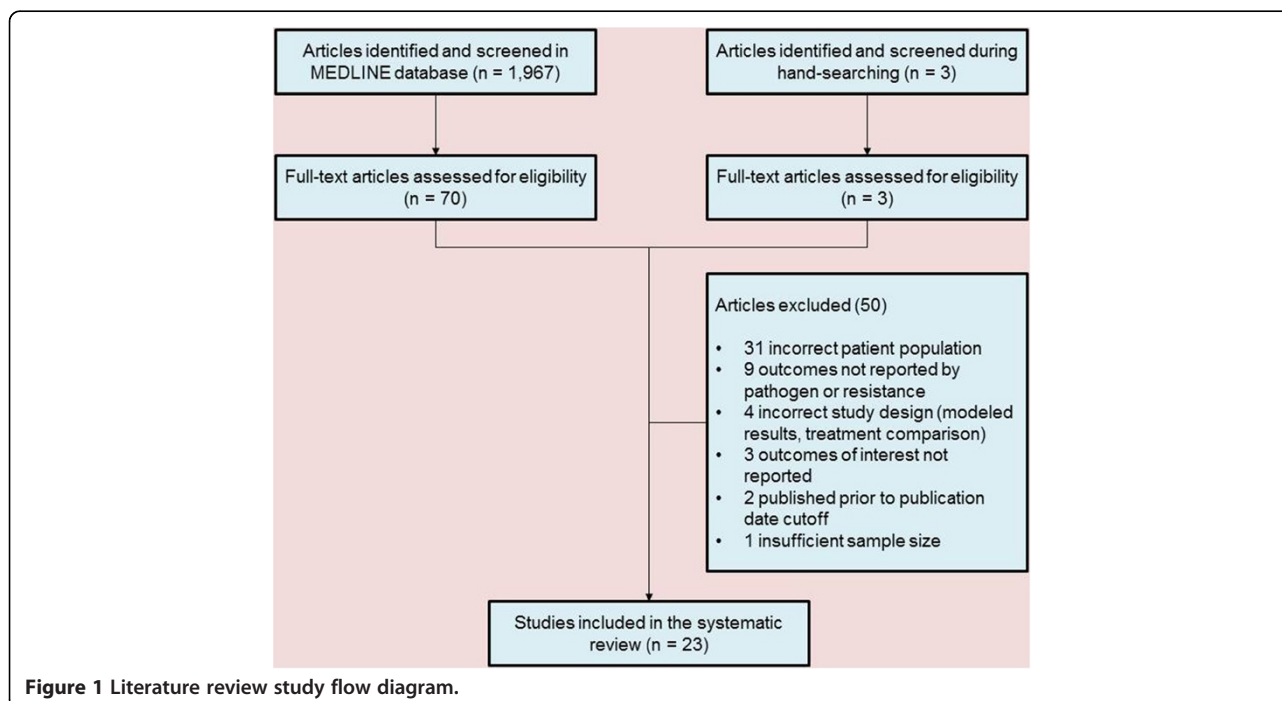


Figure 1 Literature review study flow diagram.

Table 3 Studies describing in-hospital mortality in patients with resistant and multidrug-resistant *Pseudomonas aeruginosa* infections

Setting	Author	Study groups (n)	In-Hospital Mortality	Reported P-value	Ref
Tertiary care center	Akhabue <i>et al.</i> (2011)	Cefepime resistant <i>P. aeruginosa</i> (213)	20%	0.007	[61]
		Susceptible <i>P. aeruginosa</i> (2316)	13%		
	Brooklyn Antibiotic Resistance Task Force (2002)	Carbapenem resistant <i>P. aeruginosa</i> (10)	20%	> 0.05 (NS)	[60]
		Susceptible <i>P. aeruginosa</i> (10)	10%		
	Cao <i>et al.</i> (2004)	MDR <i>P. aeruginosa</i> ^d (44)	55%	0.05	[57]
		Susceptible <i>P. aeruginosa</i> (68)	16%		
	Eagye <i>et al.</i> (2009)	Meropenem resistant <i>P. aeruginosa</i> (58)	31%	0.152 ^a	[53]
		Meropenem susceptible <i>P. aeruginosa</i> (125)	15%		
		Meropenem resistant <i>P. aeruginosa</i> (58)	31%		
	Evans <i>et al.</i> (2007)	Control (57)	9%	0.01 ^a	
		Resistant <i>P. aeruginosa</i> ^e (47)	15%		
	Furtado <i>et al.</i> (2011)	Susceptible <i>P. aeruginosa</i> (73)	21%	0.43	[71]
		SPM-1-producing imipenem resistant <i>P. aeruginosa</i> (5)	60%		
	Gasink <i>et al.</i> (2006)	Non-SPM-1-producing susceptible <i>P. aeruginosa</i> (24)	75%	0.59	[68]
		Fluoroquinolone resistant <i>P. aeruginosa</i> (320)	24%		
	Hirakata <i>et al.</i> (2003)	Fluoroquinolone susceptible <i>P. aeruginosa</i> (527)	16%	0.004	[64]
		<i>bla</i> _{IMP} -positive <i>P. aeruginosa</i> (69)	30.4%		
	Lautenbach <i>et al.</i> (2010)	<i>bla</i> _{IMP} -negative <i>P. aeruginosa</i> (247)	25.5%	0.41	[69]
		Imipenem resistant <i>P. aeruginosa</i> (253)	17%		
	Morales <i>et al.</i> (2012)	Imipenem susceptible <i>P. aeruginosa</i> (2289)	13%	0.01	[63]
MDR <i>P. aeruginosa</i> ^f (134)		25%			
Susceptible <i>P. aeruginosa</i> (149)		13%			
Resistant <i>P. aeruginosa</i> (119)		22%			
Peña <i>et al.</i> (2013)	Susceptible <i>P. aeruginosa</i> (149)	13%	<0.05	[49]	
	Non-MDR <i>P. aeruginosa</i> (27)	55%			
Scheetz <i>et al.</i> (2006)	MDR <i>P. aeruginosa</i> ^g (56)	50%	0.33	[56]	
	Fluoroquinolone resistant <i>P. aeruginosa</i> (79)	32%			
Tam <i>et al.</i> (2010)	Fluoroquinolone susceptible <i>P. aeruginosa</i> (136)	29%	0.731	[65]	
	MDR <i>P. aeruginosa</i> ^h (25)	56%			
Zavascki <i>et al.</i> (2006)	Susceptible <i>P. aeruginosa</i> (84)	17%	0.001	[13]	
	MBL-carrying <i>P. aeruginosa</i> (86)	51.2%			
ICU	Lambert <i>et al.</i> (2011)	Non-MBL-carrying <i>P. aeruginosa</i> (212)	32.1%	0.003	[70]
		Ceftazidime resistant <i>P. aeruginosa</i> (362) ^p	43%		
	Furtado <i>et al.</i> (2009)	Susceptible <i>P. aeruginosa</i> (1251) ^p	37%	NR	[31]
		Ceftazidime resistant <i>P. aeruginosa</i> (82) ^f	41%		
	Kaminski <i>et al.</i> (2011)	Susceptible <i>P. aeruginosa</i> (280) ^f	39%	0.02	[62]
		Imipenem resistant <i>P. aeruginosa</i> (63)	49%		
	Kaminski <i>et al.</i> (2011)	Control (182)	34%	0.56	[66]
		Ureido/carboxypenicillin resistant <i>P. aeruginosa</i> (70)	43%		
		Ureido/carboxypenicillin susceptible <i>P. aeruginosa</i> (153)	44%		

Table 3 Studies describing in-hospital mortality in patients with resistant and multidrug-resistant *Pseudomonas aeruginosa* infections (Continued)

Paramythiotou et al. (2004)	MDR <i>P. aeruginosa</i> ¹ (34)	47%	0.8	[54]
	Control (34)	50%		
Trouillet et al. (2002)	Piperacillin resistant <i>P. aeruginosa</i> (34)	59%	> 0.05 (NS)	[67]
	Piperacillin susceptible <i>P. aeruginosa</i> (101)	50%		
Tumbarello et al. 2013	MDR <i>P. aeruginosa</i> ¹ (42)	60%	0.01	[55]
	Susceptible <i>P. aeruginosa</i> (68)	35%		

^aAdjusted for time at risk; ^bPatients with pneumonia; ^cPatients with bloodstream infections; ^dAbsence of susceptibility to three or more antibiotics: ceftazidime, cefepime, piperacillin, ciprofloxacin, gentamicin, and imipenem or meropenem; ^eAbsence of susceptibility to all the drugs in one or more of the following antibiotic classes: aminoglycosides, cephalosporins, carbapenems, and fluoroquinolones; ^fAbsence of susceptibility to carbapenems, β -lactams, quinolones, tobramycin, and gentamicin; ^gAbsence of susceptibility to one or more agent in three or more anti-pseudomonal antimicrobial categories (carbapenems, β -lactams, quinolones, tobramycin, and gentamicin); ^hAbsence of susceptibility to three or more of the following four classes of agents: antipseudomonal carbapenems, antipseudomonal β -lactams (penicillins and cephalosporins), aminoglycosides, and fluoroquinolones; ⁱAbsence of susceptibility to piperacillin, ceftazidime, imipenem, and ciprofloxacin; ^jAbsence of susceptibility to one or more antipseudomonal agent in 3 or more of the following categories: β -lactam/ β -lactamase inhibitors, cephalosporins, carbapenems, quinolones and aminoglycosides.

combined studies using logit transformation of individual proportions and calculated their confidence interval (CI) and then back transformed the combined value. For meta-analyses with at least 10 studies, we evaluated the potential for publication bias with funnel plots and Egger's tests for small study effects [46]. We looked for differences across studies using stratified analyses to explain heterogeneity in association results. To assess study quality, we applied quality questions from the Newcastle-Ottawa Quality Assessment Scales for case-control and observational studies [47]. When feasible, sensitivity analyses were conducted by excluding studies of high risk of bias. All analyses were performed in Stata version 13 (StataCorp, College Station, Texas).

Studies that used hospital costs or charges as a defined primary or secondary endpoint were included in this

analysis. Hospital costs and charges were inflated to 2012 US dollars using the Consumer Price Index (CPI) as reported by the Bureau of Labor Statistics [48]. In one study where the costs were reported in Euros [49], conversion to USD was performed according the exchange rate at the time of the original analysis.

This review was based on evaluation of data from published studies and was exempt from ethics committee approval. In addition, this review did not involve any direct research on patients, and no informed consent was required.

Results and discussion

Study characteristics

Our literature search identified 1,970 potentially relevant references (1,967 references and three full-text articles identified through manual searching), which contained

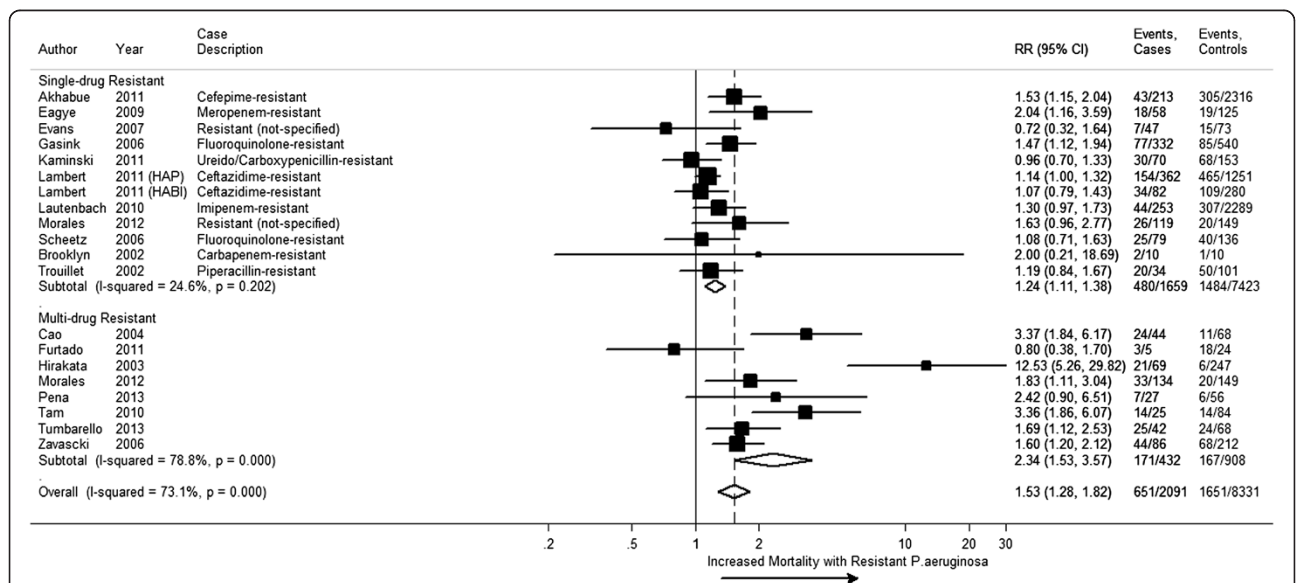
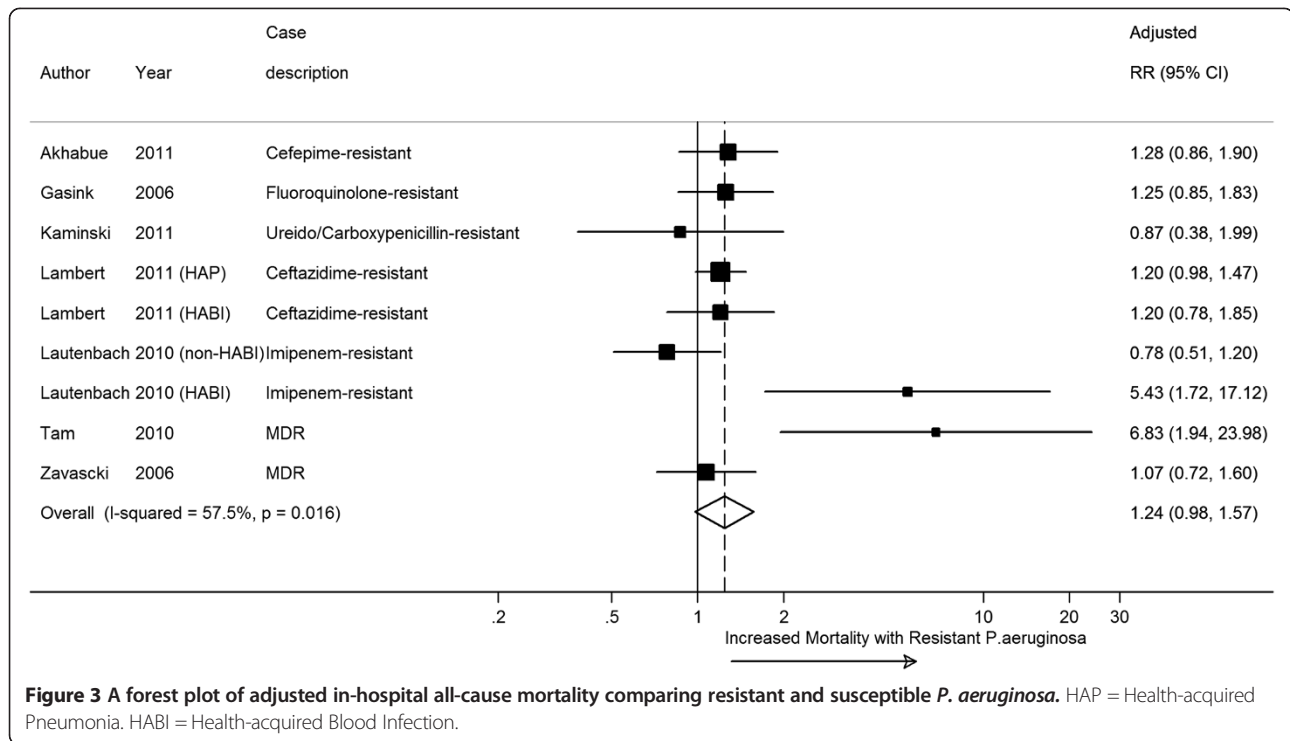


Figure 2 A forest plot of unadjusted in-hospital all-cause mortality comparing resistant and susceptible *P. aeruginosa*. HAP = Health-acquired Pneumonia. HABI = Health-acquired Blood Infection.



terms from the search strategy listed (Appendix 1). Based on review of abstracts only, 73 full text articles met the necessary inclusion criteria previously mentioned. After review of full text, an additional 50 articles were excluded based on the same criteria (Figure 1).

Table 2 summarizes the definitions of controls, susceptibility, resistance, and MDR used in the studies included in the systematic review. Of note, consistent with other reports, we found that the definition of resistance and MDR in *P. aeruginosa* infections was inconsistent [50-52]. Resistance was either based on a class of antimicrobials or to a specific agent. Similarly, the most common definition for MDR was laboratory-confirmed resistance to more than

one agent in three or more of categories of antibiotics, though one study required evidence of resistance to five different agents [49].

Of the 23 studies that met inclusion criteria, two were prospective observational studies, 18 were retrospective (Table 2). Of the 20 studies reporting on hospitalized patients, six specifically studied ICU patients. The 23 studies represented a total of 10,570 patients, of which 7,881 had susceptible *P. aeruginosa* infections, 1,653 had resistant *P. aeruginosa* infections, 559 had MDR *P. aeruginosa* infections, and 387 were control patients defined as non-infected patients without *P. aeruginosa* infections. Of the 23 studies, 2 were rated as good quality (low risk of bias), 17 were of moderate quality (medium risk of bias) and 4 were of poor quality (high risk of bias) (Additional file 1). Most studies included a mixture of patients with genitourinary, respiratory, wound, and bloodstream as the source of infection.

The most common definition (43.5% of studies) for MDR was laboratory-confirmed resistance to more than one agent in three or more of categories of antibiotics [13,17,49,53-59]. Resistance (non-MDR) was defined as laboratory confirmed resistance to one particular antibiotic agent. Analysis of resistance included one study on carbapenem-resistant *P. aeruginosa* (n = 10) [60], one study on cefepime-resistant *P. aeruginosa* (n = 213) [61], one study on meropenem-resistant *P. aeruginosa* (n = 58) [53], two studies on imipenem-resistant *P. aeruginosa* (n = 316) [62,63], two studies on fluoroquinolone-resistant *P.*

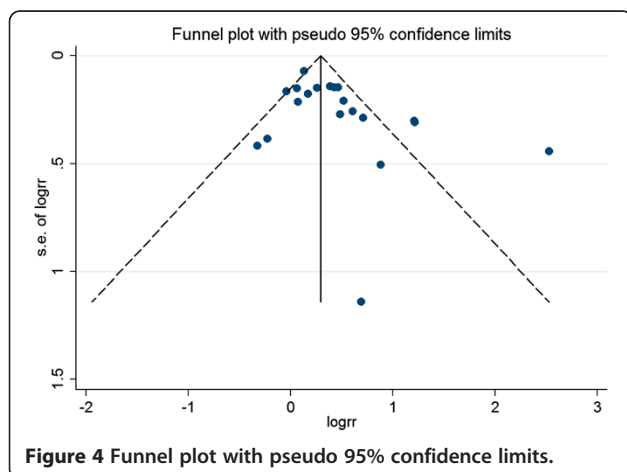


Table 4 Studies describing in-hospital mortality in patients with resistant and multidrug-resistant *Pseudomonas aeruginosa* infections – cause of death identified specifically as *Pseudomonas aeruginosa* infection

Setting	Author	Study groups (n)	Infection-related In-Hospital Mortality	P-value	Ref
Tertiary Care Center	Cao et al	MDR <i>P. aeruginosa</i> ^a (44)	45.5%	<0.05	[57]
		Susceptible <i>P. aeruginosa</i> (68)	7.4%		
	Hirakata et al	<i>bla</i> _{IMP} -positive <i>P. aeruginosa</i> (69)	5.8%	0.02	[69]
		<i>bla</i> _{IMP} -negative <i>P. aeruginosa</i> (247)	1.2%		
	Tam et al	MDR <i>P. aeruginosa</i> ^b (25)	52%	<0.001	[13]
		Susceptible <i>P. aeruginosa</i> (84)	9.5%		

^aAbsence of susceptibility to three or more antibiotics: ceftazidime, cefepime, piperacillin, ciprofloxacin, gentamicin, and imipenem or meropenem; ^bAbsence of susceptibility to three or more of the following four classes of agents: antipseudomonal carbapenems, antipseudomonal β -lactams (penicillins and cephalosporins), aminoglycosides, and fluoroquinolones.

aeruginosa (n = 399) [64,65], one study on ceftazidime-resistant *P. aeruginosa* (n = 366) [31], one study on ureido/carboxypenicillin-resistant *P. aeruginosa* (n = 70) [66] and one study on piperacillin-resistant *P. aeruginosa* (n = 34) [67] and three studies on metallo- β -lactamase-carrying *P. aeruginosa* (MBL-PA)[68-70]. Three studies included resistant *P. aeruginosa* patients but did not define resistance specific to any one treatment (n = 187) [49,71,72].

Three studies reported long-term clinical outcomes in patients with MDR *P. aeruginosa*, but did not provide data regarding in-hospital outcomes and therefore, were excluded from meta-analysis [58,59,72].

Of the seven outcomes examined, in-hospital all-cause mortality was the only endpoint for which a meta-analysis was feasible; when only ICU mortality was reported, those data were included in the analysis of in-hospital mortality. For the other six outcomes, a meta-analysis was not possible due to insufficient data or heterogeneity of data. For the all-cause mortality analysis, we were unable to stratify by the type of infection owing to the small sample size.

Mortality outcomes

Twenty studies reported data on hospital all-cause mortality (Table 3). In-hospital all-cause mortality ranged from 25 to 60% in the MDR *P. aeruginosa* group, 15 to 59% in the resistant *P. aeruginosa* group, and 7 to 50% in the susceptible *P. aeruginosa* group. Mortality was 34% (95% confidence interval (CI) 27% – 41%) in patients with resistant and MDR *P. aeruginosa* compared to 22% (95% CI 14% – 29%) with susceptible *P. aeruginosa*. When comparing patients with resistant *P. aeruginosa* infections versus those with susceptible *P. aeruginosa* infections, resistance was associated with 24% higher risk of in-hospital all-cause mortality (11 studies, 9,082 participants unadjusted RR 1.24, 95% CI 1.11 – 1.38; I^2 24.6%). Comparing patients with MDR *P. aeruginosa* infections with patients with susceptible *P. aeruginosa* infections (5 studies, 697 participants), the MDR *P. aeruginosa* group had a greater than 2-fold increase in risk of in-hospital all-cause mortality (unadjusted RR 2.34, 95% CI 1.53 – 3.57; I^2 78.8%).

We conducted a meta-analysis of 18 studies containing 20 comparisons (10,422 participants) that reported in-hospital all-cause mortality in patients with any resistant *P. aeruginosa* versus susceptible *P. aeruginosa* infections. The two additional comparisons came from one study that contributed data for both resistant and MDR *P. aeruginosa* groups [49] and another study that contained two different infection-site comparisons [63]. Using data reported from 18 studies, the meta-analysis demonstrated an increased risk of mortality with any resistant *P. aeruginosa* (unadjusted (RR) 1.53, 95% CI 1.28 – 1.82, I^2 73.1%), compared to susceptible *P. aeruginosa* (Figure 2).

Only seven studies reported data for an adjusted meta-analysis (Additional file 2: Table S1); adjusted data from these studies demonstrated an increased risk of mortality (adjusted RR 1.24, 95% CI 0.98 – 1.57, I^2 57.5%) that did not reach statistical significance probably due to the small sample size (Figure 3). We were unable to perform comparisons against control patients without *P. aeruginosa* infections due to a scarcity of studies reporting mortality endpoints in this group of patients [55,62]).

For both unadjusted and adjusted data, stratified meta-analyses by study-level characteristics identified studies with prospective follow-up or those conducted at multi-center or ICU as less heterogeneous (Additional file 2: Table S2-S3); however, excluding high risk of bias studies did not change the overall estimate or measures of consistency (I^2).

Funnel plots of all studies reporting unadjusted mortality (Figure 4) indicate a potential for missing studies with inverse associations (RR <1.0). Since <10 studies reported adjusted mortality data, we did not assess publication bias for this analysis.

Across three studies that reported infection-related mortality, all found a statistically significantly increased risk in patients with MDR *P. aeruginosa* compared to those with susceptible *P. aeruginosa* (Table 4).

Economic outcomes

Ten studies containing 12 comparisons reported hospital length of stay (Table 5). Definitions and measures for length of stay varied across eligible studies making direct

Table 5 Studies describing hospital length of stay in patients with resistant and multidrug-resistant *Pseudomonas aeruginosa* infections

Author	Study groups (n)	Median (mean) Hospital Length of Stay (days) Main findings	Reported Significance (p-value or 95% CI)	Ref
Brooklyn Antibiotic Resistance Task Force (2002)*	Carbapenem susceptible <i>P. aeruginosa</i> (10)	20 (17)	0.002 (0.001)	[60]
	Carbapenem resistant <i>P. aeruginosa</i> (10)	33.5 (36)		
Eagye <i>et al.</i> (2009)*	Meropenem resistant <i>P. aeruginosa</i> (58)	30	<0.001	[53]
	Meropenem susceptible <i>P. aeruginosa</i> (125)	16		
	Meropenem resistant <i>P. aeruginosa</i> (58)	30		
	Control (57)	10		
Evans <i>et al.</i> (2007)†	Susceptible <i>P. aeruginosa</i> (73)	20	0.03	[71]
	Resistant <i>P. aeruginosa</i> ^e (47)	26		
Furtado <i>et al.</i> (2009)‡	Imipenem resistant <i>P. aeruginosa</i> (63)	25	0.006	[62]
	Control (182)	15		
Gasink <i>et al.</i> (2006)*	Fluoroquinolone resistant <i>P. aeruginosa</i> (320)	10	0.13	[64]
	Fluoroquinolone susceptible <i>P. aeruginosa</i> (527)	9		
Kaminski <i>et al.</i> (2011)†	Ureido/carboxypenicillin resistant <i>P. aeruginosa</i> (70)	50	0.24	[66]
	Ureido/carboxypenicillin susceptible <i>P. aeruginosa</i> (153)	47.5		
Lautenbach <i>et al.</i> (2010)†	Imipenem resistant <i>P. aeruginosa</i> (253)	16	<0.001	[63]
	Imipenem susceptible <i>P. aeruginosa</i> (2289)	9		
Morales <i>et al.</i> (2012)‡	MDR <i>P. aeruginosa</i> ^f (134)	39 (45.7)	<0.001 ^a	[49]
	Susceptible <i>P. aeruginosa</i> (149)	20 (25.1)		
	Resistant <i>P. aeruginosa</i> (119)	30 (39.0)		
	Susceptible <i>P. aeruginosa</i> (149)	20 (25.1)		
Paramythiotou <i>et al.</i> (2004)†	MDR <i>P. aeruginosa</i> ^g (34)	44.5 (57.0) ^{b,d} /11.1 ^{c,d}	0.28/0.81	[54]
	Control (34)	43.5 (46.9) ^{b,d} /5.8 ^{c,d}		
Tam <i>et al.</i> (2010)†	MDR <i>P. aeruginosa</i> ^h (25)	26.4 ^c	0.12	[13]
	Susceptible <i>P. aeruginosa</i> (84)	16.5 ^c		

*Length of stay reported after identification of infection with *P. aeruginosa*; †Length of stay reported as total length of stay; ‡Length of stay not defined as total length of stay or length of stay after identification of infection with *P. aeruginosa*; ^a P-value reported for mean length of stay; ^b Length of ICU stay (ICU stay matched between cases and controls); ^cLength of stay in hospital following ICU discharge; ^dStudy reported mean length of stay; ^eAbsence of susceptibility to all the drugs in one or more of the following antibiotic classes: aminoglycosides, cephalosporins, carbapenems, and fluoroquinolones; ^fAbsence of susceptibility to carbapenems, β-lactams, quinolones, tobramycin, and gentamicin; ^g Absence of susceptibility to piperacillin, ceftazidime, imipenem, and ciprofloxacin; ^hAbsence of susceptibility to three or more of the following four classes of agents: antipseudomonal carbapenems, antipseudomonal β-lactams (penicillins and cephalosporins), aminoglycosides, and fluoroquinolones.

comparisons challenging. The study by Paramythiotou *et al.* was a case control study that matched MDR *P. aeruginosa* cases and controls (defined as patients without *P. aeruginosa* infections) on the basis of median length of stay in the ICU (45 versus 44 days). Therefore, we did not include these control patients in analyses of comparative ICU length of stay. Of note, this study reported hospital stay following ICU discharge of 11.1 days (standard deviation [SD] of 18.6) in the MDR *P. aeruginosa* group and 5.8 days (SD 10.4) in the control group (p = 0.28) [54].

Two studies reported mean hospital length of stay among patients with MDR *P. aeruginosa*; one study reported total length of stay (46 days, SD 29) [49] and the other reported mean length of hospital stay associated with bacteremia (26.4 days; SD 28.3) [13]. Among patients with resistant *P. aeruginosa*, 8 studies reported median hospital length of stay in patients with bacteremia ranging from 10 to 50 days [13,49,53,54,60,62-64,66,71]; and 6 studies reported median hospital length of stay in susceptible *P. aeruginosa* infections ranging from 9 to 48 days [13,49,53,60,63,64,66,71]. Two studies reported

Table 6 Studies describing intensive care unit length of stay in patients with resistant and multidrug-resistant *Pseudomonas aeruginosa* infections

Author	Study groups (n)	Median ICU Length of Stay (days)	Reported Significance (p-value or 95% CI)	Ref
		Main findings		
Evans <i>et al.</i> (2007)	Susceptible <i>P. aeruginosa</i> (73)	6	0.02	[71]
	Resistant <i>P. aeruginosa</i> ^c (47)	13		
Kaminski <i>et al.</i> (2011)	Ureido/carboxypenicillin resistant <i>P. aeruginosa</i> (70)	29	0.37	[66]
	Ureido/carboxypenicillin susceptible <i>P. aeruginosa</i> (153)	28.5		
Paramythiotou <i>et al.</i> (2004)	MDR <i>P. aeruginosa</i> ^d (34)	44.5 (57.0) ^{ab}	0.55	[54]
	Control (34)	43.5 (46.9) ^{ab}		

^a Length of ICU stay (ICU stay matched between cases and controls); ^b Study reported mean length of stay; ^c Absence of susceptibility to all the drugs in one or more of the following antibiotic classes: aminoglycosides, cephalosporins, carbapenems, and fluoroquinolones; ^d Absence of susceptibility to piperacillin, ceftazidime, imipenem, and ciprofloxacin.

median hospital length of stay in control patients (10 and 15 days, respectively) [53,54,62].

Three studies examined length of stay in the ICU (Table 6). One study reported mean ICU length of stay of 47 days in patients with MDR *P. aeruginosa* [54]. As described previously, the control group in the analysis by Paramythiotou *et al.* [54] matched control patients with cases on the basis of ICU length of stay and therefore we

did not include this control group. Two studies reported median ICU length of stay of 13 days (interquartile range 2–36) versus 6 days (interquartile range 0–16) in one study [66,71] and was similar in both groups in the other study (29 days) [66,71].

Five studies reported outcomes related to hospital costs (Table 7). Four of five studies reported inpatient care costs. Of the four studies that reported inpatient care costs, two

Table 7 Studies describing hospital costs or charges in patients with resistant and multidrug-resistant *Pseudomonas aeruginosa* infections

Author	Study groups (n)	Description of cost	Hospital Inpatient Care Costs or Charges	Reported P-value	Ref
			Main findings		
Eagye <i>et al.</i> (2009)	Meropenem resistant <i>P. aeruginosa</i> (58)	Median total cost (IQR)	\$100,704 (\$27,710 – \$183,125)	< 0.001	[53]
	Meropenem susceptible <i>P. aeruginosa</i> (125)		\$32,594 (\$13,112 – \$100,702)		
	Meropenem resistant <i>P. aeruginosa</i> (58)		\$100,704 (\$27,710 – \$183,125)		
	Control (57)		\$25,744 (\$17,456 – \$40,616)		
Evans <i>et al.</i> (2007)	Susceptible <i>P. aeruginosa</i> (73)	Median total cost (IQR)	\$99,672 (\$43,714 – \$187,260)	0.015	[71]
	Resistant <i>P. aeruginosa</i> ^a (47)		\$69,502 (\$24,853 – \$113,933)		
Gasink <i>et al.</i> (2006)	Fluoroquinolone resistant <i>P. aeruginosa</i> (320)	Median total charges (IQR) [*]	\$62,325 (\$22,129 – \$188,979)	0.008	[64]
	Fluoroquinolone susceptible <i>P. aeruginosa</i> (527)		\$48,733 (\$18,760 – \$124,820)		
Lautenbach <i>et al.</i> (2010)	Imipenem resistant <i>P. aeruginosa</i> (253)	Mean hospital cost after culture sampling (95% CI)	\$286,417 (\$234,326 – \$338,510)	< 0.001	[63]
	Imipenem susceptible <i>P. aeruginosa</i> (2289)		\$189,274 (\$172,428 – \$206,121)		
Morales <i>et al.</i> (2012)	MDR <i>P. aeruginosa</i> ^b (134)	Mean hospital cost after culture sampling (median)	\$13,178 (\$5,745)	< 0.001 [†]	[49]
	Susceptible <i>P. aeruginosa</i> (149)		\$4,258 (\$2,420)		
	Resistant <i>P. aeruginosa</i> (119)		\$10,662 (\$5,248)		
	Susceptible <i>P. aeruginosa</i> (149)		\$4,258 (\$2,420)		

^{*}Hospital charges reported after identification of infection with *P. aeruginosa*; [†]P-value reported for mean length of stay; ^aAbsence of susceptibility to all the drugs in one or more of the following antibiotic classes: aminoglycosides, cephalosporins, carbapenems, and fluoroquinolones; ^bAbsence of susceptibility to carbapenems, β -lactams, quinolones, tobramycin, and gentamicin.

[49,63] reported only those costs incurred after microbiological infection confirmation. One study reported hospital charges incurred after microbiological infection confirmation [64]. Additionally, one study reported costs from a hospital in Spain [49] and therefore cannot be directly compared to the remaining three studies that represent US hospital setting costs. Studies also varied in the reporting of mean versus median costs. For the two US studies that reported median costs, costs were higher in the resistant *P. aeruginosa* groups (median = \$99,672, interquartile range (IQR) = \$43,714 - \$187,260 [71]; median = \$100,704, IQR = \$27,710 - \$183,125 [53]) compared to patients with susceptible *P. aeruginosa* infections (median = \$69,502, IQR = \$24,853 - \$113,933 [71]; median = \$32,594, IQR = \$13,112 - \$100,702 [53]) and control patients (median = \$25,744, IQR = \$17,456 - \$40,616 [71]).

Other outcomes

Need for mechanical ventilation was studied as an index of patient outcomes in one case control study; patients with MDR *P. aeruginosa* required more days of mechanical ventilation than patients with susceptible *P. aeruginosa* (15 versus 11 days) [55]. One study reported persistence of microbiological infection of 75% and clinical persistence or recurrence of 38% in patients with MDR *P. aeruginosa* infection versus 61% and 39% respectively, in the non-MDR *P. aeruginosa* group [56]. As noted in the Methods section, meta-analyses were not performed for these outcomes due to insufficient data and heterogeneity of the literature.

Conclusions

This systematic review of the literature identified some strengths and weaknesses in relation to published data on the impact of *P. aeruginosa* infections on clinical and economic outcomes. The meta-analysis of studies examining the impact of resistance or MDR infection indicates a significant increase in hospital all-cause mortality compared to infections due to susceptible pathogens. Patients with resistant and MDR *P. aeruginosa* infections versus those with susceptible *P. aeruginosa* infections had a relative risk of 1.24 and 2.31, respectively.

In keeping with previous literature [27,28,32], our review suggests that MDR and resistant *P. aeruginosa* infections are associated with higher hospital and ICU length of stay as an outcome compared to susceptible *P. aeruginosa* infections; however, there was a scarcity of studies examining length of stay in patients with resistant *P. aeruginosa* infections compared to control patients without infection. Further research is needed into the economic impact of resistant *P. aeruginosa* infections and future studies must take into account regional and national differences in standards of care, and other critical patient level factors including community versus hospital acquired infection,

duration of hospitalization prior to the infection, severity of illness, the timeliness and appropriateness of therapy, time at risk of infection, and site of infection [73].

Among reviewed studies, only one study highlighted inadequate initial antibiotic therapy as a significant risk factor for in-hospital mortality [55]. The importance of appropriate treatment was recently confirmed in a study of *P. aeruginosa* bloodstream infections; although neither bloodstream infections with metallo- β -lactamase producing *P. aeruginosa* nor bloodstream infections with various resistance phenotypes of *P. aeruginosa* were independently associated with mortality or length of hospital stay [74]. Inadequate initial therapy that does not provide coverage for resistant *P. aeruginosa* is associated with poor clinical outcomes, longer hospital stays and higher costs [37,75-78]. A prospective study examining patients with bloodstream infections due to *P. aeruginosa* found that inappropriate empirical antibiotic treatment was associated with a two-fold increased risk of mortality [79]. A retrospective study from a large tertiary hospital in the US also demonstrated that inappropriate initial antimicrobial treatment was an independent determinant of hospital mortality in patients with *P. aeruginosa* bloodstream infections and was associated with a doubling in the odds ratio for death [40]. The timing of initiation of therapy and site of infection were not considered within the meta-analysis due to a lack of comparable data, but should be an area for further research. Future analyses of the economic impact of resistance should also consider use of propensity scoring to reduce the impact of some these potential confounders [80].

This review and meta-analysis should be interpreted in light of a few limitations. Our inclusion criteria required that studies only consider nosocomial infection and were published in English [28-30]. Additionally, studies that were eligible for inclusion did not report on 30 day mortality. Finally, the literature is heterogeneous with respect to the definition of MDR and site of infection with *P. aeruginosa*. As a result, combined analysis may misrepresent the true picture within different diseases (e.g. ventilator-associated pneumonia versus complicated UTIs).

Confounding in observational studies reporting unadjusted data should be acknowledged. For example, patients with resistant *P. aeruginosa* represent a sicker population, who may have been treated with more antibiotics and may have had a longer length of stay. These factors may have influenced the outcome of in-hospital mortality rather than resistant organism, specifically. The choice of the control group (e.g. patients with infection with susceptible strains versus patients without any infection at all) may have also influenced the results of the meta-analyses. The review findings indicate that resistant *P. aeruginosa* can be a potential marker for increased in-hospital mortality. Analyzing the impact of resistance on length of stay and costs is difficult due to competing events of mortality and discharge or time

dependent bias, which were not appropriately addressed in most of the included studies. With *P. aeruginosa*, the situation is further complicated by the emergence of resistance during therapy [12].

From a societal and policy perspective, several significant stakeholders who have a major role to play in combating the burgeoning public health threat of antimicrobial resistance include: legislators, regulatory authorities, payers, pharmaceutical companies, hospital systems and physicians. Hospitals will need to initiate surveillance programs, adopt progressive policies, and embrace antibiotic stewardship as not just a means to cut costs but improve individual patient outcomes and provide societal benefit. Payers will have to adopt policies that support use of new, appropriate and/or effective antibiotics. Finally physicians will need to develop and implement appropriate infection control measures and generate evidence to support clinical decision-making and enable a tailored approach to treating infections.

In conclusion, the findings of this analysis underscore the substantial clinical and economic costs associated with resistant and, particularly, MDR *P. aeruginosa* in hospitalized patients. Decision-makers must prioritize implementation of best practices, treatment pathways and incentive systems to improve outcomes in this patient population. Novel and evolving treatment strategies, such as increasing heterogeneity of antibiotics prescribing, should be further explored as a valuable strategy for minimizing the spread of resistance in *P. aeruginosa* in hospitals [81]. Additionally, this analysis emphasized the need to ensure consistency in the definition of resistance to allow for additional comparative analyses with outcomes other than mortality in the future.

Appendix 1. Search strategy terms

The initial search strategy utilized was as follows: *Pseudomonas*[tiab] AND (cross infection [82] OR nosocomial[tiab] OR hospital-acquired[tiab] OR healthcare-acquired[tiab] OR hospital-associated[tiab] OR healthcare-associated[tiab] OR ventilator-associated[tiab] OR hospital[tiab] OR hospitals[tiab] OR hospitalized[tiab] OR intensive care or critical care) AND eng[la] AND (prevalence [82] OR prevalence [tiab] OR rate[tiab] OR risk factors [82] OR mortality [82] OR mortality[tiab] OR economics[mesh subheading] OR economic[tiab] OR risk[tiab] OR “statistics and numerical data”[mesh subheading] OR mortality[mesh subheading] OR patterns[tiab] OR epidemiology[mesh subheading] OR Surveillance[tiab] OR “risk factors” OR epidemiology OR outcome* OR cost[tiab]) AND (resistant OR resistance OR MDR[tiab] OR susceptib*[tiab] OR nonsusceptib*[tiab]) NOT (pediatric OR child[tiab] OR children[tiab] OR neonate*[tiab] OR neonatal[tiab] OR infant[tiab] OR infants[tiab] OR inhalation[tiab] OR inhaled[tiab] OR burn[tiab] OR transplant*[tiab] NOT (review [83] OR

letter [83] OR case reports [83] OR meta-analysis [83] OR editorial [83] OR comment [83]).

Additional files

Additional file 1: Risk of Bias using Newcastle - Ottawa Quality Assessment Scale (Cohort).

Additional file 2: Multivariable Factors and Subgroup Analyses.

Table S1. Description of multivariable adjusted factors. **Table S2.**

Subgroup Analyses of Unadjusted Mortality. **Table S3.** Subgroup Analyses of Adjusted Mortality.

Abbreviations

CI: Confidence Interval; CPI: Consumer Price Index; ICU: Intensive Care Unit; IQR: Interquartile Range; LOS: Length of Stay; MBL: Metallo- β -Lactamase; MDR: Multidrug-resistant; *P. aeruginosa*: *Pseudomonas aeruginosa*; RR: Relative Risk; SD: Standard Deviation.

Competing interests

Funding for the completion of the systematic literature review and meta-analysis was provided via an unrestricted grant by Cubist Pharmaceuticals. D. Nathwani, G. Raman, K. Sulham and M. Gavaghan are paid consultants to Cubist Pharmaceuticals. V. Menon is an employee of Cubist Pharmaceuticals.

Authors' contributions

DN participated in designing the systematic review. GR participated in designing the systematic review, performed the statistical analysis and participated in drafting the manuscript. KS participated in designing the systematic review, performed the statistical analysis and participated in drafting the manuscript. MG participated in designing the systematic review, performed the statistical analysis and participated in drafting the manuscript. VM conceived of the study, participated in designing the systematic review, performed the statistical analysis and participated in drafting the manuscript. All authors read and approved the final manuscript.

Author details

¹Ninewells Hospital and Medical School, Dundee, Scotland DD19SY, UK. ²Tufts Medical Center for Evidence Synthesis, Institute for Clinical Research and Health Policy Studies, 800 Washington Street, Box 63, Boston, MA 02111, USA. ³GfK Market Access, LLC, 21 Cochituate Rd, Wayland, MA 01778, USA. ⁴Cubist Pharmaceuticals, 65 Hayden Ave, Lexington, MA 02421, USA.

Received: 10 April 2014 Accepted: 22 September 2014

Published: 20 October 2014

References

1. Chatzinikolaou I, Abi-Said D, Bodey GP, Rolston KV, Tarrand JJ, Samonis G: Recent experience with *Pseudomonas aeruginosa* bacteremia in patients with cancer: Retrospective analysis of 245 episodes. *Arch Intern Med* 2000, **160**:501–509.
2. Gaynes R, Edwards JR: Overview of nosocomial infections caused by Gram-negative bacilli. *Clin Infect Dis* 2005, **41**:848–854.
3. Hidron AI, Edwards JR, Patel J, Horan TC, Sievert DM, Pollock DA, Fridkin SK: NHSN annual update: antimicrobial-resistant pathogens associated with healthcare-associated infections: annual summary of data reported to the National Healthcare Safety Network at the Centers for Disease Control and Prevention, 2006–2007. *Infect Control Hosp Epidemiol* 2008, **29**:996–1011.
4. Streit JM, Jones RN, Sader HS, Fritsche TR: Assessment of pathogen occurrences and resistance profiles among infected patients in the intensive care unit: report from the SENTRY Antimicrobial Surveillance Program (North America, 2001). *Int J Antimicrob Agents* 2004, **24**:111–118.
5. Vincent JL, Rello J, Marshall J, Silva E, Anzueto A, Martin CD, Moreno R, Lipman J, Gomersall C, Sakr Y, Reinhart K: International study of the prevalence and outcomes of infection in intensive care units. *JAMA* 2009, **302**:2323–2329.
6. Boucher HW, Talbot GH, Bradley JS, Edwards JE, Gilbert D, Rice LB, Scheld M, Spellberg B, Bartlett J: Bad bugs, no drugs: no ESKAPE! An update from the Infectious Diseases Society of America. *Clin Infect Dis* 2009, **48**:1–12.

7. Peleg AY, Hooper DC: Hospital-acquired infections due to gram-negative bacteria. *N Engl J Med* 2010, **362**:1804–1813.
8. Livermore DM: Has the era of untreatable infections arrived? *J Antimicrob Chemother* 2009, **64**(Suppl 1):i29–i36.
9. Zhanel GG, DeCorby M, Adam H, Mulvey MR, McCracken M, Lagace-Wiens P, Nichol KA, Wierzbowski A, Baudry PJ, Taylor F, Karlowsky J, Walkty A, Schweizer F, Johnson J, the Canadian Antimicrobial Resistance Alliance, Hoban D: Prevalence of antimicrobial-resistant pathogens in Canadian hospitals: results of the Canadian Ward Surveillance Study (CANWARD 2008). *Antimicrob Agents Chemother* 2010, **54**:4684–4693.
10. Antimicrobial Resistance. [http://www.euro.who.int/en/health-topics/disease-prevention/antimicrobial-resistance/antimicrobial-resistance]
11. Lambert PA: Mechanisms of antibiotic resistance in *Pseudomonas aeruginosa*. *J R Soc Med* 2002, **95**(Suppl 41):22–26.
12. Breidenstein EB, de la Fuente-Nunez C, Hancock RE: *Pseudomonas aeruginosa*: all roads lead to resistance. *Trends Microbiol* 2011, **19**:419–426.
13. Tam VH, Rogers CA, Chang KT, Weston JS, Caeiro JP, Garey KW: Impact of multidrug-resistant *Pseudomonas aeruginosa* bacteremia on patient outcomes. *Antimicrob Agents Chemother* 2010, **54**:3717–3722.
14. Livermore DM: Multiple mechanisms of antimicrobial resistance in *Pseudomonas aeruginosa*: our worst nightmare? *Clin Infect Dis* 2002, **34**:634–640.
15. Ho J, Tambyah PA, Paterson DL: Multiresistant Gram-negative infections: a global perspective. *Curr Opin Infect Dis* 2010, **23**:546–553.
16. Lister PD, Wolter DJ, Hanson ND: Antibacterial-resistant *Pseudomonas aeruginosa*: clinical impact and complex regulation of chromosomally encoded resistance mechanisms. *Clin Microbiol Rev* 2009, **22**:582–610.
17. Tam VH, Chang KT, Abdelaouf K, Brioso CG, Ameika M, McCaskey LA, Weston JS, Caeiro JP, Garey KW: Prevalence, resistance mechanisms, and susceptibility of multidrug-resistant bloodstream isolates of *Pseudomonas aeruginosa*. *Antimicrob Agents Chemother* 2010, **54**:1160–1164.
18. National Nosocomial Infections Surveillance System: National Nosocomial Infections Surveillance (NNIS) System Report, data summary from January 1992 through June 2004, issued October 2004. *Am J Infect Control* 2004, **32**:470–485.
19. Obritsch MD, Fish DN, MacLaren R, Jung R: National surveillance of antimicrobial resistance in *Pseudomonas aeruginosa* isolates obtained from intensive care unit patients from 1993 to 2002. *Antimicrob Agents Chemother* 2004, **48**:4606–4610.
20. Morrow BJ, Pillar CM, Deane J, Sahn DF, Lynch AS, Flamm RK, Peterson J, Davies TA: Activities of carbapenem and comparator agents against contemporary US *Pseudomonas aeruginosa* isolates from the CAPITAL surveillance program. *Diagn Microbiol Infect Dis* 2013, **75**:412–416.
21. Souli M, Galani I, Giamarellou H: Emergence of extensively drug-resistant and pandrug-resistant Gram-negative bacilli in Europe. *Euro Surveill* 2008, **13**(47).
22. European Center for Disease Prevention and Control: *Antimicrobial Resistance Surveillance in Europe*; 2013.
23. De Francesco MA, Ravizzola G, Peroni L, Bonfanti C, Manca N: Prevalence of multidrug-resistant *Acinetobacter baumannii* and *Pseudomonas aeruginosa* in an Italian hospital. *J Infect Public Health* 2013, **6**:179–185.
24. Joo EJ, Kang CI, Ha YE, Park SY, Kang SJ, Wi YM, Lee NY, Chung DR, Peck KR, Song JH: Impact of inappropriate empiric antimicrobial therapy on outcome in *Pseudomonas aeruginosa* bacteraemia: a stratified analysis according to sites of infection. *Infection* 2011, **39**:309–318.
25. Gales AC, Jones RN, Turnidge J, Rennie R, Ramphal R: Characterization of *Pseudomonas aeruginosa* isolates: occurrence rates, antimicrobial susceptibility patterns, and molecular typing in the global SENTRY Antimicrobial Surveillance Program, 1997–1999. *Clin Infect Dis* 2001, **32**(Suppl 2):S146–S155.
26. Raja NS, Singh NN: Antimicrobial susceptibility pattern of clinical isolates of *Pseudomonas aeruginosa* in a tertiary care hospital. *J Microbiol Immunol Infect* 2007, **40**:45–49.
27. Carmeli Y, Troillet N, Karchmer AW, Samore MH: Health and economic outcomes of antibiotic resistance in *Pseudomonas aeruginosa*. *Arch Intern Med* 1999, **159**:1127–1132.
28. Aloush V, Navon-Venezia S, Seigman-Igra Y, Cabili S, Carmeli Y: Multidrug-resistant *Pseudomonas aeruginosa*: risk factors and clinical impact. *Antimicrob Agents Chemother* 2006, **50**:43–48.
29. Kang CI, Kim SH, Park WB, Lee KD, Kim HB, Kim EC, Oh MD, Choe KW: Risk factors for antimicrobial resistance and influence of resistance on mortality in patients with bloodstream infection caused by *Pseudomonas aeruginosa*. *Microb Drug Resist* 2005, **11**:68–74.
30. Lautenbach E, Weiner MG, Nachamkin I, Bilker WB, Sheridan A, Fishman NO: Imipenem resistance among *Pseudomonas aeruginosa* isolates: risk factors for infection and impact of resistance on clinical and economic outcomes. *Infect Control Hosp Epidemiol* 2006, **27**:893–900.
31. Lambert ML, Suetens C, Savey A, Palomar M, Hiesmayr M, Morales I, Agodi A, Frank U, Mertens K, Schumacher M, Wolkewitz M: Clinical outcomes of health-care-associated infections and antimicrobial resistance in patients admitted to European intensive-care units: a cohort study. *Lancet Infect Dis* 2011, **11**:30–38.
32. Hirsch EB, Tam VH: Impact of multidrug-resistant *Pseudomonas aeruginosa* infection on patient outcomes. *Expert Rev Pharmacoecon Outcomes Res* 2010, **10**:441–451.
33. Tambyah PA, Knasinski V, Maki DG: The direct costs of nosocomial catheter-associated urinary tract infection in the era of managed care. *Infect Control Hosp Epidemiol* 2002, **23**:27–31.
34. Harris AD, Smith D, Johnson JA, Bradham DD, Roghmann MC: Risk factors for imipenem-resistant *Pseudomonas aeruginosa* among hospitalized patients. *Clin Infect Dis* 2002, **34**:340–345.
35. Dupont H, Montravers P, Gauzit R, Veber B, Pouriat JL, Martin C: Outcome of postoperative pneumonia in the Eole study. *Intensive Care Med* 2003, **29**:179–188.
36. Zilberberg MD, Chen J, Mody SH, Ramsey AM, Shorr AF: Imipenem resistance of *Pseudomonas* in pneumonia: a systematic literature review. *BMC Pulm Med* 2010, **10**:45.
37. Kumar A, Ellis P, Arabi Y, Roberts D, Light B, Parrillo JE, Dodek P, Wood G, Kumar A, Simon D, Peters C, Ahsan M, Chateau D, Cooperative Antimicrobial Therapy of Septic Shock Database Research Group: Initiation of inappropriate antimicrobial therapy results in a fivefold reduction of survival in human septic shock. *Chest* 2009, **136**:1237–1248.
38. Kollef MH: Update on the appropriate use of meropenem for the treatment of serious bacterial infections. *Clin Infect Dis* 2008, **47**(Suppl 1):S1–S2.
39. Kang CI, Kim SH, Kim HB, Park SW, Choe YJ, Oh MD, Kim EC, Choe KW: *Pseudomonas aeruginosa* bacteremia: risk factors for mortality and influence of delayed receipt of effective antimicrobial therapy on clinical outcome. *Clin Infect Dis* 2003, **37**:745–751.
40. Micek ST, Lloyd AE, Ritchie DJ, Reichley RM, Fraser VJ, Kollef MH: *Pseudomonas aeruginosa* bloodstream infection: importance of appropriate initial antimicrobial treatment. *Antimicrob Agents Chemother* 2005, **49**:1306–1311.
41. Osih RB, McGregor JC, Rich SE, Moore AC, Furuno JP, Perencevich EN, Harris AD: Impact of empiric antibiotic therapy on outcomes in patients with *Pseudomonas aeruginosa* bacteremia. *Antimicrob Agents Chemother* 2007, **51**:839–844.
42. Pop-Vicas A, Tacconelli E, Gravenstein S, Lu B, D'Agata EM: Influx of multidrug-resistant, Gram-negative bacteria in the hospital setting and the role of elderly patients with bacterial bloodstream infection. *Infect Control Hosp Epidemiol* 2009, **30**:325–331.
43. Moher D, Liberati A, Tetzlaff J, Altman DG, PRISMA Group: Preferred reporting items for systematic reviews and meta analyses: the PRISMA statement. *Ann Intern Med* 2009, **151**:264–269. W64.
44. Borenstein M, Hedges LV, Higgins JPT, Rothstein HR: *Generality of the basic inverse-variance method*. In *Introduction to Meta-Analysis*. Chichester, UK: John Wiley & Sons Ltd; 2009.
45. Huedo-Medina TB, Sanchez-Meca J, Marin-Martinez F, Botella J: Assessing heterogeneity in meta-analysis: Q statistic or I2 index? *Psychol Methods* 2006, **11**:193–206.
46. Egger M, Davey SG, Schneider M, Minder C: Bias in meta-analysis detected by a simple, graphical test. *BMJ* 1997, **315**(7109):629–634.
47. Wells G, Shea B, O'Connell D, Peterson J, Welch V, Losos M, Tugwell P: *The Newcastle-Ottawa Scale (NOS) for Assessing the Quality of Nonrandomised Studies in Meta-analyses*; 2007.
48. Consumer Price Index. [http://www.bls.gov/cpi/]
49. Morales E, Cots F, Sala M, Comas M, Belvis F, Riu M, Salvado M, Grau S, Horcajada JP, Montero MM, Castells X: Hospital costs of nosocomial multi-drug resistant *Pseudomonas aeruginosa* acquisition. *BMC Health Serv Res* 2012, **12**:122.
50. Falagas ME, Koletsi PK, Bliziotis IA: The diversity of definitions of multidrug-resistant (MDR) and pandrug-resistant (PDR) *Acinetobacter baumannii* and *Pseudomonas aeruginosa*. *J Med Microbiol* 2006, **55**:1619–1629.

51. Giske CG, Monnet DL, Cars O, Carmeli Y: **Clinical and economic impact of common multidrug-resistant Gram-negative bacilli.** *Antimicrob Agents Chemother* 2008, **52**:813–821.
52. Magiorakos AP, Srinivasan A, Carey RB, Carmeli Y, Falagas ME, Giske CG, Harbarth S, Hindler JF, Kahlmeter G, Olsson-Liljequist B, Paterson D, Rice L, Stelling J, Struelens M, Vatapoulos A, Weber J, Monnet D: **Multidrug-resistant, extensively drug-resistant and pandrug-resistant bacteria: an international expert proposal for interim standard definitions for acquired resistance.** *Clin Microbiol Infect* 2012, **18**:268–281.
53. Eagye KJ, Kuti JL, Nicolau DP: **Risk factors and outcomes associated with isolation of meropenem high-level-resistant *Pseudomonas aeruginosa*.** *Infect Control Hosp Epidemiol* 2009, **30**:746–752.
54. Paramythiotou E, Lucet JC, Timsit JF, Vanjak D, Paugam-Burtz C, Trouillet JL, Belloc S, Kassis N, Karabinis A, Andreumont A: **Acquisition of multidrug-resistant *Pseudomonas aeruginosa* in patients in intensive care units: role of antibiotics with antipseudomonal activity.** *Clin Infect Dis* 2004, **38**:670–677.
55. Tumbarello M, De Pascale G, Treccarichi EM, Spanu T, Antonicelli F, Maviglia R, Pennisi MA, Bello G, Antonelli M: **Clinical outcomes of *Pseudomonas aeruginosa* pneumonia in intensive care unit patients.** *Intensive Care Med* 2013, **39**:682–692.
56. Pena C, Gomez-Zorrilla S, Oriol I, Tubau F, Dominguez MA, Pujol M, Ariza J: **Impact of multidrug resistance on *Pseudomonas aeruginosa* ventilator-associated pneumonia outcome: predictors of early and crude mortality.** *Eur J Clin Microbiol Infect Dis* 2013, **32**:413–420.
57. Cao B, Wang H, Sun H, Zhu Y, Chen M: **Risk factors and clinical outcomes of nosocomial multi-drug resistant *Pseudomonas aeruginosa* infections.** *J Hosp Infect* 2004, **57**:112–118.
58. Montero M, Dominguez M, Orozco-Levi M, Salvado M, Knobel H: **Mortality of COPD patients infected with multi-resistant *Pseudomonas aeruginosa*: a case and control study.** *Infection* 2009, **37**:16–19.
59. Soderstrom M, Vikatmaa P, Lepantalo M, Aho PS, Kolho E, Ikonen T: **The consequences of an outbreak of multidrug-resistant *Pseudomonas aeruginosa* among patients treated for critical leg ischemia.** *J Vasc Surg* 2009, **50**:806–812.
60. The Brooklyn Antibiotic Resistance Task Force: **The cost of antibiotic resistance: effect of resistance among *Staphylococcus aureus*, *Klebsiella pneumoniae*, *Acinetobacter baumannii*, and *Pseudomonas aeruginosa* on length of hospital stay.** *Infect Control Hosp Epidemiol* 2002, **23**:106–108.
61. Akhabe E, Synnstedt M, Weiner MG, Bilker WB, Lautenbach E: **Cefepime-resistant *Pseudomonas aeruginosa*.** *Emerg Infect Dis* 2011, **17**:1037–1043.
62. Furtado GH, Bergamasco MD, Menezes FG, Marques D, Silva A, Perdiz LB, Wey SB, Medeiros EA: **Imipenem-resistant *Pseudomonas aeruginosa* infection at a medical-surgical intensive care unit: risk factors and mortality.** *J Crit Care* 2009, **24**:625. e629-614.
63. Lautenbach E, Synnstedt M, Weiner MG, Bilker WB, Vo L, Schein J, Kim M: **Imipenem resistance in *Pseudomonas aeruginosa*: emergence, epidemiology, and impact on clinical and economic outcomes.** *Infect Control Hosp Epidemiol* 2010, **31**:47–53.
64. Gasink LB, Fishman NO, Weiner MG, Nachamkin I, Bilker WB, Lautenbach E: **Fluoroquinolone-resistant *Pseudomonas aeruginosa*: assessment of risk factors and clinical impact.** *Am J Med* 2006, **119**:526. e519-525.
65. Scheetz MH, Bolon MK, Scarsi KK, Fotis MA, Postelnick MJ: **Lack of effect of fluoroquinolone resistance on mortality in subjects with *Pseudomonas aeruginosa* bacteraemia.** *J Infect* 2006, **52**:105–110.
66. Kaminski C, Timsit JF, Dubois Y, Zahar JR, Garrouste-Orgeas M, Vesin A, Azoulay E, Feger C, Dumenil AS, Adrie C, Cohen Y, Allaouchiche B, the OUTCOMEREA study group: **Impact of ureido/carboxypenicillin resistance on the prognosis of ventilator-associated pneumonia due to *Pseudomonas aeruginosa*.** *Crit Care* 2011, **15**:R112.
67. Trouillet JL, Vuagnat A, Combes A, Kassis N, Chastre J, Gibert C: ***Pseudomonas aeruginosa* ventilator-associated pneumonia: comparison of episodes due to piperacillin-resistant versus piperacillin-susceptible organisms.** *Clin Infect Dis* 2002, **34**:1047–1054.
68. Furtado GH, Gales AC, Perdiz LB, Santos AF, Medeiros EA: **Prevalence and clinical outcomes of episodes of ventilator-associated pneumonia caused by SPM-1-producing and non-producing imipenem-resistant *Pseudomonas aeruginosa*.** *Rev Soc Bras Med Trop* 2011, **44**:604–606.
69. Hirakata Y, Yamaguchi T, Nakano M, Izumikawa K, Mine M, Aoki S, Kondoh A, Matsuda J, Hirayama M, Yanagihara K, Miyazaki Y, Tomono K, Yamada Y, Kamihira S, Kohno S: **Clinical and bacteriological characteristics of IMP-type metallo-beta-lactamase-producing *Pseudomonas aeruginosa*.** *Clin Infect Dis* 2003, **37**:26–32.
70. Zavascki AP, Barth AL, Goncalves AL, Moro AL, Fernandes JF, Martins AF, Ramos F, Goldani LZ: **The influence of metallo-beta-lactamase production on mortality in nosocomial *Pseudomonas aeruginosa* infections.** *J Antimicrob Chemother* 2006, **58**:387–392.
71. Evans HL, Lefrak SN, Lyman J, Smith RL, Chong TW, McElearney ST, Schulman AR, Hughes MG, Raymond DP, Pruett TL, Sawyer RG: **Cost of Gram-negative resistance.** *Crit Care Med* 2007, **35**:89–95.
72. Tam VH, Chang KT, Schilling AN, LaRocco MT, Genty LO, Garey KW: **Impact of AmpC overexpression on outcomes of patients with *Pseudomonas aeruginosa* bacteremia.** *Diagn Microbiol Infect Dis* 2009, **63**:279–285.
73. Cosgrove SE, Carmeli Y: **The impact of antimicrobial resistance on health and economic outcomes.** *Clin Infect Dis* 2003, **36**:1433–1437.
74. Willmann M, Kuebart I, Marschal M, Schroppe K, Vogel W, Flesch I, Markert U, Autenrieth IB, Holz F, Peter S: **Effect of metallo-beta-lactamase production and multidrug resistance on clinical outcomes in patients with *Pseudomonas aeruginosa* bloodstream infection: a retrospective cohort study.** *BMC Infect Dis* 2013, **13**:515.
75. Kumar A, Roberts D, Wood KE, Light B, Parrillo JE, Sharma S, Suppes R, Feinstein D, Zanotti S, Taiberg L, Gurka D, Kumar A, Cheang M: **Duration of hypotension before initiation of effective antimicrobial therapy is the critical determinant of survival in human septic shock.** *Crit Care Med* 2006, **34**:1589–1596.
76. Kang CI, Kim SH, Park WB, Lee KD, Kim HB, Kim EC, Oh MD, Choe KW: **Bloodstream infections caused by antibiotic-resistant Gram-negative bacilli: risk factors for mortality and impact of inappropriate initial antimicrobial therapy on outcome.** *Antimicrob Agents Chemother* 2005, **49**:760–766.
77. Fraser A, Paul M, Almasreh N, Tacconelli E, Frank U, Cauda R, Borok S, Cohen M, Andreassen S, Nielsen AD, Leibovici L: **Benefit of appropriate empirical antibiotic treatment: thirty-day mortality and duration of hospital stay.** *Am J Med* 2006, **119**:970–976.
78. Leibovici L, Shraga I, Drucker M, Konigsberger H, Samra Z, Pitlik SD: **The benefit of appropriate empirical antibiotic treatment in patients with bloodstream infection.** *J Intern Med* 1998, **244**:379–386.
79. Morata L, Cobos-Trigueros N, Martinez JA, Soriano A, Almela M, Marco F, Sterzik H, Nunez R, Hernandez C, Mensa J: **Influence of multidrug resistance and appropriate empirical therapy on the 30-day mortality rate of *Pseudomonas aeruginosa* bacteremia.** *Antimicrob Agents Chemother* 2012, **56**:4833–4837.
80. Roberts RR, Hota B, Ahmad I, Scott RD 2nd, Foster SD, Abbasi F, Schabowski S, Kampe LM, Ciavarella GG, Supino M, Naples J, Cordell R, Levy S, Weinstein R: **Hospital and societal costs of antimicrobial-resistant infections in a Chicago teaching hospital: implications for antibiotic stewardship.** *Clin Infect Dis* 2009, **49**:1175–1184.
81. Pluss-Suard C, Pannatier A, Kronenberg A, Muhlemann K, Zanetti G: **Impact of antibiotic use on carbapenem resistance in *Pseudomonas aeruginosa*: is there a role for antibiotic diversity?** *Antimicrob Agents Chemother* 2013, **57**:1709–1713.
82. Marwick C, Santiago VH, McCowan C, Broomhall J, Davey P: **Community acquired infections in older patients admitted to hospital from care homes versus the community: cohort study of microbiology and outcomes.** *BMC Geriatr* 2013, **13**:12.
83. Shorr AF, Tabak YP, Gupta V, Johannes RS, Liu LZ, Kollef MH: **Morbidity and cost burden of methicillin-resistant *Staphylococcus aureus* in early onset ventilator-associated pneumonia.** *Crit Care* 2006, **10**:R97.

doi:10.1186/2047-2994-3-32

Cite this article as: Nathwani *et al.*: Clinical and economic consequences of hospital-acquired resistant and multidrug-resistant *Pseudomonas aeruginosa* infections: a systematic review and meta-analysis. *Antimicrobial Resistance and Infection Control* 2014 **3**:32.